

Weller®

The Original.



Weller®

Weller®



YOUR CHOICE & YOUR TOOL

www.weller-tools.com



**The right iron
for my application.**



**The right technology
for my application.**



WellerAR



**Discover the Weller WE 1010
in a new dimension**





Soldering

Professional

16 - 193



Filtration

Filtration

194 - 234



Dispensing

Professional

235 - 240



Precision Tools Erem®

Side cutters and tip cutters, pliers, tweezers, special Erem tools, toolkits



241 - 310

Soldering



Soldering Stations	28	Soldering tips and nozzles	126
WX Line	28	Soldering tips	131
WT Line	48	Desoldering Nozzle series	159
WE Line	75	Hot air nozzles	161
BGA / QFP Repair	76	WRK Reflowset	167
Automation	82	Preheating plates	170
Soldering iron and Safety rests	86	Soldering baths	174
WX Line	90	Circuit board holder	177
Soldering Irons	90	FlowinSmart	181
Desoldering Irons	103	Hot air heating gun	184
Hot Air Irons	105	Temperature Measuring	185
WT Line	106	Accessories	187
Soldering Iron	106	Accessories Cleaning	189
Desoldering Iron	117		
Hot Air Iron	120		
Heating Elements for Solder Robots	121		
Inert Gas Soldering Iron	122		
Gas Soldering Iron	123		

Filtration



Volume fume extraction	198	Accessories	227
Exhaust hood	213	Spare Filters	228
Easy-Click 60 Extraction Arms	215	Spare Filters	231
Accessories for extraction arms	219	Compact filters MG 140	234
Accessories Volume Extraction	220		
Tip extraction	223		

Dispensing



Dispensing	235
Vacuum Pick-up	237
Syringe Adapter	238
Needles	239

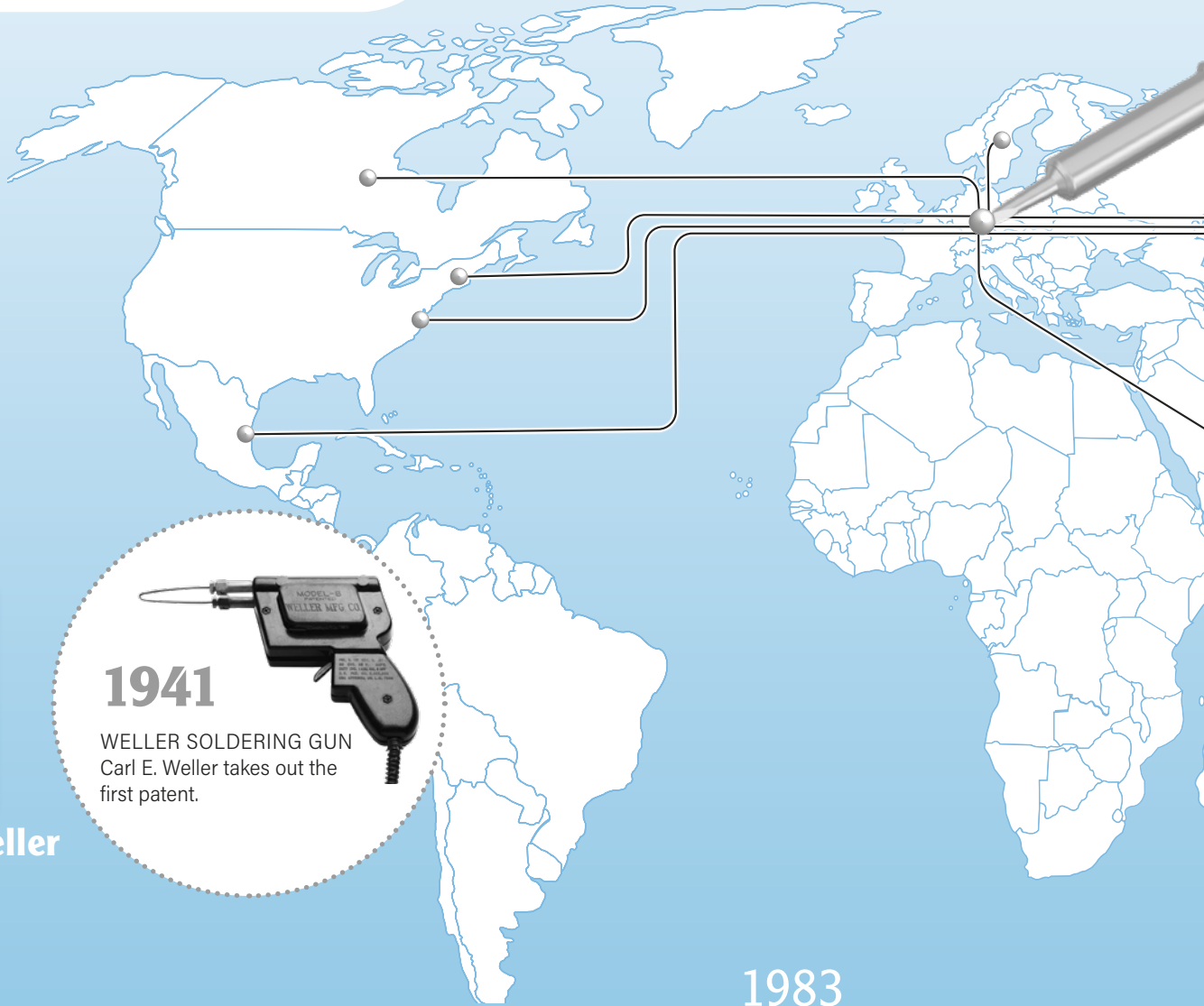
Precision Tools Erem®



Side cutters and tip cutters	244	Tweezers	286
Series 600 Micro	250	Precision tweezers	288
Series 2400 MagicSense	252	SMD tweezers	296
Series 500 Medium	255	Locking gripping tweezers	298
Series 800 Maxi	260	Wafer tweezers	299
Tungsten-carbide cutters	262	Cutting tweezers	300
Special applications	265	Stripping tweezers	301
Pneumatic side cutter and tip cutter	267	Extraction tweezers	302
Distance cutter	269	Special tools	303
Pliers	272	IC and SMD tools	304
Series 500 Medium	274	High precision stripping pliers	307
Series 2400 MagicSense	277	Kits	309
Stripping pliers	279		
Forming pliers	281		

Weller®

LEADING IN TECHNOLOGY




1941



Carl E. Weller
Founder

1941

WELLER SOLDERING GUN
Carl E. Weller takes out the first patent.



1945

Weller manufacturing begins in Easton, PA, USA

1959

Weller manufacturing and R&D facility opens in Besigheim, Germany

1976

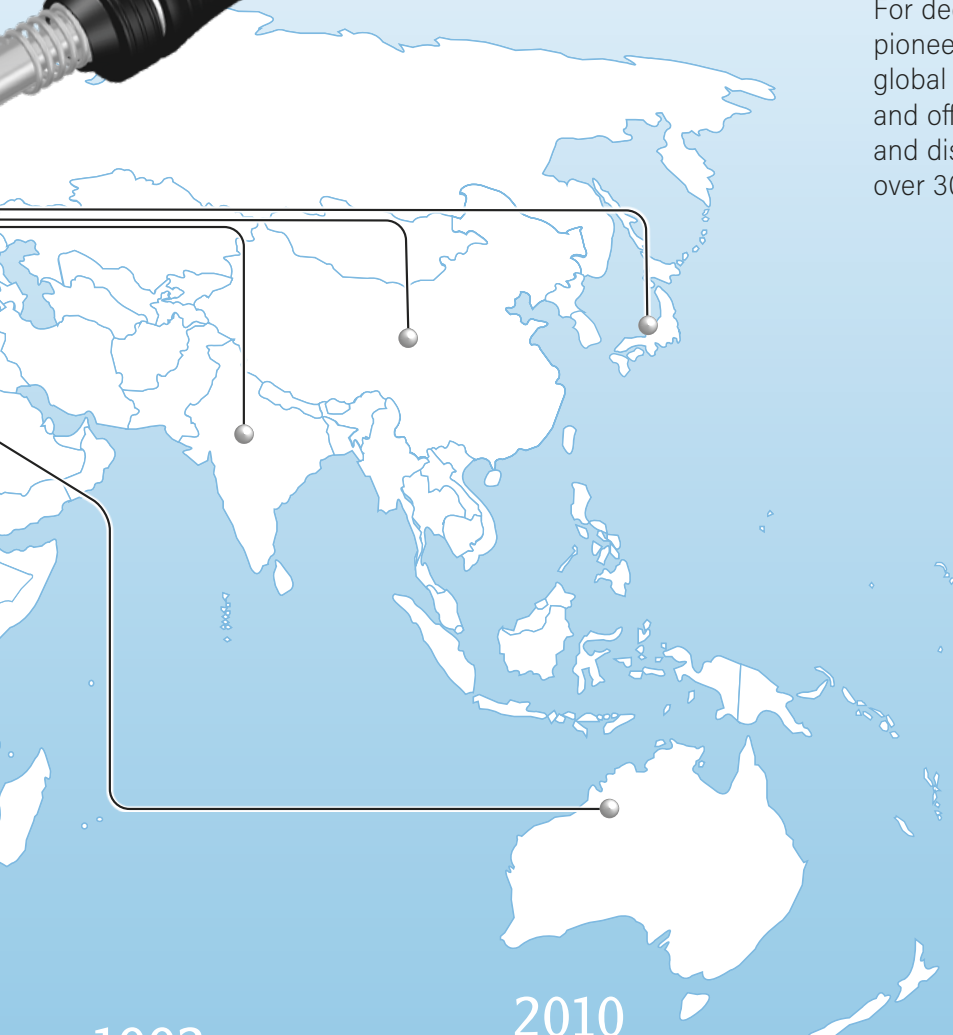



The patented Magnastat-controlled soldering pencils and soldering stations are the core business.

1983



Weller Tools is responding to the signs of the times and presenting the new temperature-controlled soldering station with digital display for highly sensitive components.



A name known round the world!

For decades, the Weller name has stood for pioneering soldering solutions. Weller is the global leader in manual soldering technology and offers a complete, user-oriented customer and distribution service, with their own sites in over 30 countries.

1992

Introduction fume extraction systems Zero-Smog®

1993

Erem


Swiss company Erem acquired. ISO certification 9001:2008.

2010



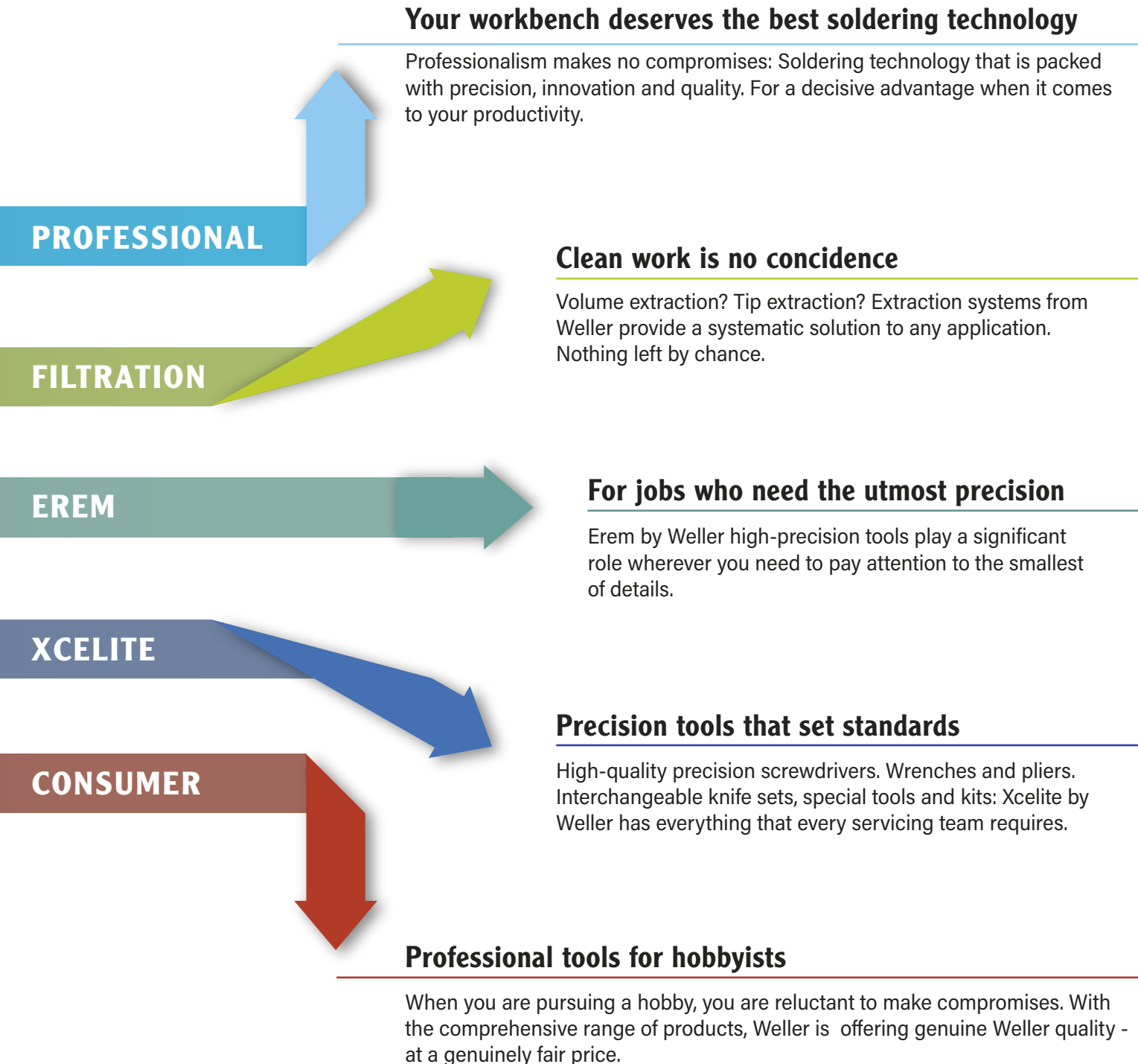
Weller Tools GmbH operates as part of the Apex Tool Group, whose headquarters is in Sparks, Maryland, USA. The Apex Tool Group is one of the world's largest manufacturers of industrial hand and power tools, drill chucks, chains and electrical soldering products, with an annual turnover of more than \$1.6 billion.

2018 INNOVATIONS




By answering our users' demand for faster, flexible and more functional products, Weller continues to be the market leader in developing innovative, economical soldering solutions.

The recent launches of Weller Performance and Technology product lines are proof of our drive to please our high-tech customers, raising the bar of quality and performance ever higher.



Discover the world of Weller

EVERYTHING FROM A SINGLE SOURCE FROM THE SPECIALISTS FOR YOUR WORKBENCH



Weller®

CONNECTING INTO THE FUTURE.



Connecting hearts - Medical

The greatest demands in precision and reliability are placed on tools and equipment in the medical sector. Weller provides innovative solutions guarantying the quality of the connections inside these devices.



Connecting high standards - Military

The Military Standards have various demands on products for guarantying reliability and compatibility. Even in non-governmental organizations, technical aid organizations and the industry these standards are used and in addition included in ANSI as well as ISO standards. Weller offers specific MS product lines.



With the #1 soldering solutions in the world.

Connecting space - Science development

Scientists and engineers like to be one step ahead and develop tomorrow's technology today. Weller's reliable technology is used to make these dreams come true. These solder joints form the technical basis for further developments, nothing stands in the way of future research success.




Connecting continents - Aeronautics

Traceable Process Control - Simple with Weller. For companies and manufacturing sectors, such as the aerospace industry, the accompanying documentation of the manufacturing process is an important point. Weller offers a traceability system to document the quality of solder joints.



Connecting technologies - EMS

It is important for Electronic Manufacturing Services to guarantee a consistent quality for their customers. With the soldering irons of Weller the necessary quality can be provided and costs are lowered simultaneously.



Connecting people - Telecommunications

Especially in the telecommunication industry smaller and highly-integrated components have growing demands concerning the soldering equipment. Weller offers solutions for soldering even small SMD components exactly without damaging the circuit board. Even the finest needle tips can be switched completely voltage-free.





PROCESS OPTIMIZATION

The increasing importance of electronics in the most diverse areas of application leads to more complex assemblies, which above all entail increased requirements in connectivity technology.

The process parameters must be optimized for each specific application so that the best result can be achieved. Weller accepts these challenges and offers solutions: New products and progressive developments for a customer-friendly orientation.



PROCESS CONTROL

The combination and control of various parameters during the manufacturing process is a focus of Weller's attention.

In order to guarantee these, all WX stations are traceability-compliant and can be connected to various devices such as extraction systems, pre-heating plates and soldering baths. The entire processing can be followed closely and permanently logged.



Solutions for every Soldering Job

TO OPTIMIZE YOUR MANUFACTURING PROCESS



COST CONTROL

The monitoring of the economic efficiency of the operational process in each cost centers plays an important role in the development of production processes, and even more so in their optimization.

The Weller Benchtop Controllers of the WX series can be coupled with various additional systems. As soon as the actual soldering process is completed and the motion sensor of the soldering iron indicates a rest position, all connected systems go into standby mode. This contributes to a significant extension of the service life of the individual components, directly saving costs and preventing premature wear.



QUALITY ASSURANCE

Certain requirements are set for the definition and maintenance of quality standards. Particular emphasis is placed on exact, repeatable results - without any compromises.

In this way, high-quality and precisely manufactured products can be guaranteed to the highest level, which builds on the customers' trust of the Weller brand.

Weller offers a wide range of options to ensure this in the long term. Whether IPC certified employee training, reproducible automated soldering processes or system-integrated process controls - soldering quality without any compromise is assured.

OWNING THE BENCH

EVERYTHING FROM A SINGLE SOURCE FROM WELLER

FIRST CHOICE FOR CUSTOMERS

Weller continues to transform the results of successful collaboration with our customers and partners in Europe into innovation, expertise and passion for new soldering solutions.

Making the job easier

With Weller WX Line, only a single control unit is still required, which works as a benchtop controller. Traceability keeps your quality at the highest level.

Weller®
Erem



Like Swiss clockwork

Erem tools feature craftsmanship of the best quality. Produced in Switzerland, Erem tools are the result of more than 50 years of consistent product development and expertise.

Potential equalization

The soldering stations from Weller all have a unique option for potential equalization.



Weller®

Soldering

TRENDSETTING SOLDERING SOLUTIONS





Soldering

Professional

16 - 193



Soldering Stations	28
WX Line	28
WT Line	48
WE Line	75
BGA / QFP Repair	76
Automation	82
Soldering iron and Safety rests	86
WX Line	90
Soldering Irons	90
Desoldering Irons	103
Hot Air Irons	105
WT Line	106
Soldering Iron	106
Desoldering Iron	117
Hot Air Iron	120
Heating Elements for Solder Robots	121
Inert Gas Soldering Iron	122
Gas Soldering Iron	123
Soldering tips and nozzles	126
Soldering tips	131
Desoldering Nozzle series	159
Hot air nozzles	161
WRK Reflowset	167
Preheating plates	170
Soldering baths	174
Circuit board holder	177
FlowinSmart	181
Hot air heating gun	184
Temperature Measuring	185
Accessories	187
Accessories Cleaning	189

The right tool for my APPLICATION

A little handy chart to help you figure that out. The applications are sorted by extra small to extra large solder pads, and by medium and high energy requirements.

Solder pad size

- XS Very small solder pads 0.2-1.25mm
- S Small solder pads 0.8-1.6mm
- M Medium solder pads, universal soldering, 1.0-3.0mm
- L Larger solder pads, high mass soldering
- XL Very large solder pads, high mass soldering (shielding)

Energy requirement

- ME Medium Energy requirement
- HE High Energy requirement



Recommended for this application



Okay, but not optimal for this application

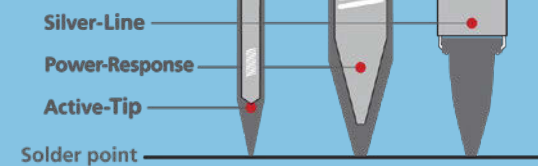


Not recommended for this application

3 heating technologies from Weller

Distance from sensor to solder point

● Sensor position



Active Tip



Power Response



Silver Line





WXPP/ MS

WXMP/ MS

WXUPMS

WMRP/ MS

WXMT/ MS

WMRT/ MS

WXP 90

WTP 90

WXP 65

WP 65

WXP 120

WP 120

WXP 200

WXP 80

WP 80

WSP 80

WSP 150

WP 200

	Tip family	Size of solder pad					Energy requirement	
		TIP	XS	S	M	L	XL	ME
ACTIVE TIP	RTP/MS	👍	👍	👍	👎	👎	👍	👍
	RTM/MS	👍	👍	👍	👎	👎	👍	👍
	RTUMS	👎	👍	👍	👍	👍	👍	👍
	RTM/MS	👍	👍	🟡	👎	👎	👍	👍
	RTW/MS	👍	👍	👍	🟡	👎	👍	👍
	RTW/MS	👍	👍	👍	🟡	👎	👍	👍
	RTW/MS	👍	👍	👍	🟡	👎	👍	👍
POWER RESPONSE	XNT	👍	👍	👍	🟡	👎	👍	🟡
	XNT	👍	👍	👍	🟡	👎	👍	🟡
	XNT	🟡	👍	👍	🟡	👎	👍	👎
	XNT	🟡	👍	👍	🟡	👎	👍	👎
	XT	👎	👍	👍	👍	🟡	👍	👍
	XT	👎	👍	👍	👍	🟡	👍	👍
	XHT	👎	👎	👎	👍	👍	👍	👍
SILVER LINE	LT	👍	👍	👍	🟡	👎	👍	🟡
	LT	👍	👍	👍	🟡	👎	👍	🟡
	LT	👍	👍	👍	🟡	👎	👍	🟡
	LHT	👎	👎	👎	👍	👍	👍	🟡
	XHT	👎	👎	👎	👍	👍	👍	👍

TRUSTED technology

WX

State-of-the-art equipment to meet every soldering challenge

WT

High flexibility for versatile applications

WE

Robust unit for custom applications



+ GUARANTEED QUALITY

+ HIGH PRODUCTIVITY

+ MAXIMUM FLEXIBILITY

Weller supports you with:

- ▶ Fast response and processing time
- ▶ Automated tool detection, assignment of control parameters
- ▶ Microprocessor-controlled PID regulation, accuracy and stability (IPC)
- ▶ Extensive range of premium-quality products and accessories

Weller offers customized soldering solutions.




To help you better understand our wide product portfolio, we have segmented our products into 3 categories:

- ▶ The WX Line, featuring our premiere professional soldering equipment
- ▶ The WT Line, setting a new standard for soldering
- ▶ The WE Line - and the always reliable and cost-saving



ESD-safe

Weller devices are ESD-safe and can be used in electrostatic protected areas.

	WX	WT	WE
			
Standby Time	✓	✓	✓
Auto-Off Time	Motion sensor	Keystroke	
Standby Temperature	✓	✓	
Temperature Window	✓	✓	
Preset Temperature	✓	✓	
Temperature °C / °F	✓	✓	✓
Lock Function	✓	✓	✓
Offset	✓	✓	✓
Factory Setting	✓	✓	✓
Motion Sensor in Iron	✓	WTP90 only	
Micro Tool Support	✓	WT2M only	
High Power Tool Support	✓	WT1H & WT2M only	
Intelligent Tools	✓		
Intelligent Power Management	✓		
Firmware Update	✓	Weller Service Centers only	
USB functionality	✓		
Output for Zero Smog / Heating Plate / Robot	✓	WHP80	
Fume Extraction Units	Zero Smog 4V, 6V WX Hub	Zero Smog TL WT Hub	Zero Smog EL (not connectable)
PC connectivity via RS232 & Software	✓		
Performance Mode	✓		
Language Setting	✓		
LCD Background Brightness	✓	✓	
Number of Connectable Tools	12	15	1
Traceability ready	✓		



WX LINE

STATE-OF-THE-ART EQUIPMENT TO MEET EVERY SOLDERING CHALLENGE



COMPLETE COMPATIBILITY



HIGHEST PERFORMANCE



FIVE PROS - ANY CHALLENGE



Use as benchtop controller

Integrated USB ports provide WX stations with a connection to and control over soldering fume extractors, preheat plates and programmable logic controllers (PLC). The connected tools feed back their parameters and status to the display.



Safe manual soldering

Weller WX stations make the manual soldering process safer, a crucial factor in the automotive, aerospace and medical technology industries. This is guaranteed by temperature and tool locking, and tool-specific temperature settings.



Traceability

All WX stations are traceable and can be integrated into an existing traceability process.



WT LINE

HIGH FLEXIBILITY FOR VERSATILE APPLICATIONS



EASY TO USE



COST-EFFICIENT



FUNCTIONAL



Multi-functional LC display

Unique LC display with a detailed overview of all functions. Adjustable background illumination. Power bar graph allows visual monitoring of the easily-readable output power from the station to the soldering iron tip.



Quick change system

Passive tip system allows quick exchange of heating elements when the iron is hot. Can easily switch out tips. Tip replacement independent of the heating element.



Stackable units

The WT1 / WT1H soldering stations can be stacked on the WTHA 1 hot air station, or on each other, saving space on the workbench.



New menu button

Provides ultimate user friendly access to and navigation in the menu structure.



Backwards compatibility

All soldering irons of the WSD and WD soldering stations can be connected. (except micro soldering irons)



2-in-1 WSR safety rest

The soldering iron holder can be rotated 180°. The user can choose between wet and dry cleaning.



WE LINE

ROBUST UNIT FOR CUSTOM APPLICATIONS



POWERFUL



RELIABLE



COST EFFICIENT



augmented reality Download

Google play App Store

WellerAR



70 W Soldering Iron

More power, more control, toolless tip change solution, less hand fatigue, more precision



Digitales LCD screen

Easily monitor your preset levels



Menu control buttons

Intuitive navigation, temperature, password protection, standby and auto setback modes



Standby

Equipment protection and efficient energy use



Temperature stability and lock

High quality and repeatable results

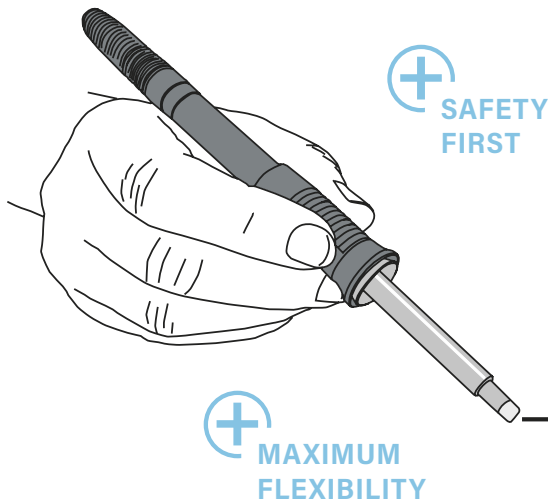


70 W power station

70 W power housed in functional new design Fast heat-up and recovery

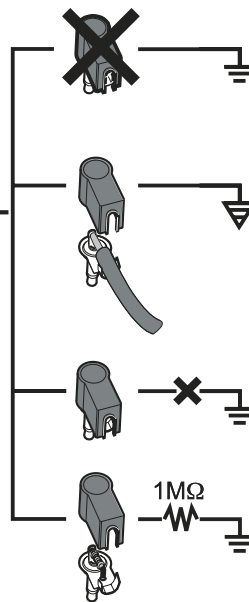
UNIQUE!

FLEXIBLE POTENTIAL EQUALIZATION



All Weller soldering stations are equipped with various options for potential equalization.

A unique potential equalization connection is provided free of charge. The jack sleeve has 4 possible settings



Hard ground

Without plug (original delivery)

Potential equalization

With plug - equalization line on center contact.

Floating

With plug

Soft ground

With plug and resistor soldered in. Grounding according to selected resistor.

NO CALIBRATION NEEDED

Exact temperature settings down to the degree



The parts of the Weller heating element which determine the temperature have the same physical material characteristics and do not change over time or during use.



If higher accuracy than these standards is required, fine adjustment is possible.



Electronic control units do not wear out. Closed-loop temperature regulation & high quality sensor & control technology assure the temperature stability of the soldering tool during its lifetime. Built according to IPC J-STD001 D and DIN EN 61191-1.

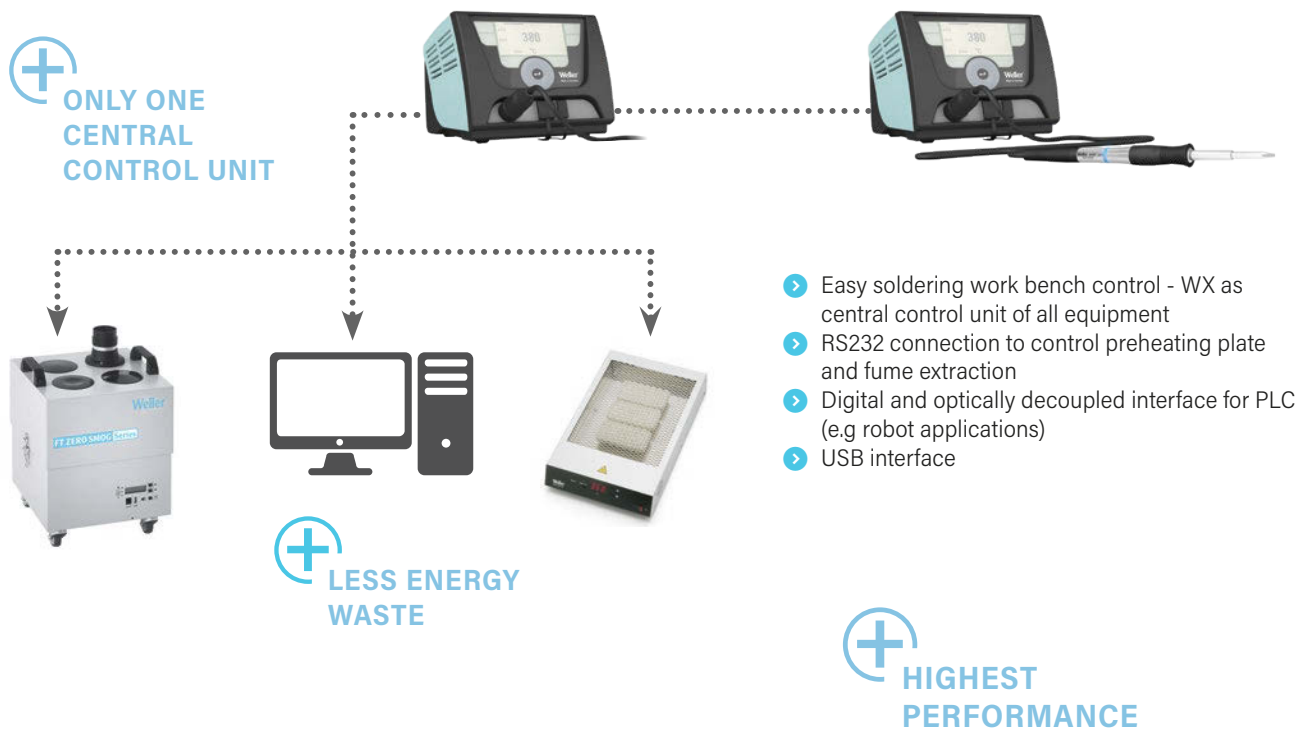


ESD-safe

Weller devices are ESD-safe and can be used in electrostatic protected areas.

BENCHTOP Controller

Integrated USB ports provide WX stations with a connection to and control over soldering fume extractors, pre-heat plates and programmable logic controllers (PLC). The connected tools feed back their parameters and status to the display.



USB port

Firmware updates and registration are quick and easy using USB sticks.



Multifunctional tool detection

All connected tools and accessories are detected automatically by the stations and their name(s) shown.



Robot output

A digital, optically decoupled robot connection comes standard.



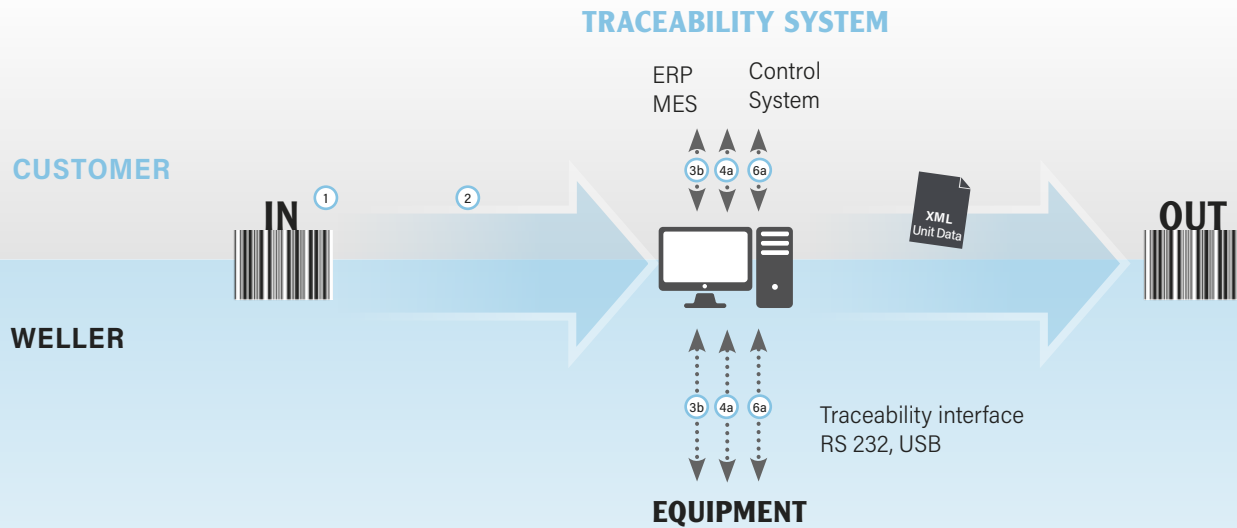
HIGH PERFORMANCE IN

TRACEability Workflow



Traceable Process Control.

The following workflow diagram depicts a serial number with bar code integrated PCB production using the Weller WX station. The workflow includes interaction by the operator and the dialog of the Traceability System with the WX station.



- 1. Begin processing of product: Scan PCB or product to be soldered.
- 2. Transmission of data to the Traceability System.
- 3.a Prepare WX station: The Traceability System delivers process parameter selection data.
- 3.b Parameterization of the WX station
Process parameter lockout:
Auto tool temperature set and lockout.

- 4.a Begin processing of product: Scan PCB or product to be soldered.
- 4.b Transmission of data to the Traceability System.
- 5. Prepare WX station: The Traceability System delivers process parameter selection data.
- 6.a Parameterization of the WX station
Process parameter lockout:
Auto tool temperature set and lockout.



PERFECTION



How does traceability work?

See the video on www.youtube.com/wellersoldering



WX Line

THE BEST FOR EACH APPLICATION



Our WX TEAM

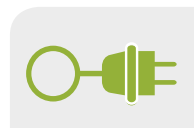
The five specialists from the Weller WX team will solve all your problems related to soldering, desoldering and the use of hot air in your manufacturing process.

The entire WX team offers full WX tool compatibility, tried-and-tested benchtop functions and all essential traceability features.



ESD-safe

All WX devices are ESD-safe and can be used in electrostatic protected areas



Huge energy savings Usage sensor

Thanks to an integrated sensor, WX tools are motion activated. This means that they consume power only when they are actually in use. Connected accessories also go into standby mode.



WXA2



Safe manual soldering

Weller WX stations make the manual soldering process safer, a crucial factor in the automotive, aerospace and medical technology industries. This is guaranteed by temperature and tool locking, and tool-specific temperature settings.



Use as benchtop controller

Integrated USB ports provide WX stations with a connection to and control over soldering fume extractors, pre-heat plates and programmable logic controllers (PLC). The connected tools feed back their parameters and status.



Intelligent tool detection

All connected tools and accessories are detected automatically by the stations and shown on the display.



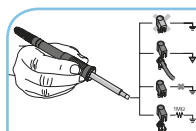
Multifunctional USB port

Firmware updates and registration are quick and easy using USB sticks.




Integrated parameter memory

Parameters such as standby temperatures and automatic switch-off time can easily be stored in the soldering iron. Parameters only need to be stored once; the soldering iron can then use them with any WX station.



Maximum safety, maximum flexibility

A unique potential equalization connection is provided free of charge. The jack sleeve has 4 possible settings: hard ground, potential equalization, floating and soft ground.



Traceability

All WX stations are traceable and can be integrated into an existing traceability process.



Extremely short learning curve

Multi-language menu guide: German, English, French, Italian, Spanish, Portuguese and Mandarin. Other languages can be implemented on request.




Robot output

A digital, optically decoupled robot connection comes as standard.





WX tool selection





Active Tip 


Power Response 


Silver Line 


WXP65 | Soldering iron 65 W, 24 V with Power-Response Heating Technology 


WXP80 | Soldering iron 80 W, 24 V with Silver-Line Heating Technology 


WXP90 | Soldering iron 90 W, 24 V with Power Response Heating Technology 


WXP120 | Soldering iron 120 W, 24 V with Power-Response Heating Technology 

WXP200 | Soldering iron 200 W, 24 V with Power-Response Heating Technology 

WXPPMS | Pico soldering iron 40 W, 12 V for Active-Tip Heating Technology 

WXMPMS | Micro soldering iron 40 W, 12 V (hand piece without tips) 

WXUPMS | Ultra soldering iron 150 W, 24 V for Active-Tip Heating Technology 

WXMTMS | Micro desoldering hand piece, 2 x 40 W Micro desoldering tweezers 

WXDP120 | Desoldering iron 120 W, 24 V

WXDV120 | Desoldering iron 120 W, 24 V

WXHAP200 | Hot air iron 200 W, 24 V with hot air nozzle R 06 round Ø 3,0 mm

WRK | Reflowset

WVP | Vacuum pick-Up

WHP1000 | Preheating plate 1000 W

WHP3000 | Infrared preheating plate 600 W with Easy Fix board holder

WXHP120 | Preheating plate 120 W

WXS200 | Soldering bath 200 W, 24 V

Zero Smog 4V
Fume extraction unit Zero Smog 4V

Zero Smog 6V
Fume extraction unit Zero Smog 6V



WXR 3 Rework station

EVERYTHING - AND MORE.

The WXR3 Rework station is the perfect solution for all soldering, desoldering and hot-air jobs. The WXR3 can handle the most demanding tasks but is also ideal for standard jobs. All units can cope with major manufacturing tasks quickly and surely thanks to their straight-forward settings. The station can also be integrated into a traceability process.



TECHNICAL DATA

Channels	3
Dimensions L x W x H (Inches)	10,75 x 9,25 x 4,02
Dimensions L x W x H (mm)	273 x 235 x 102
Weight (approx.) in kg	6.7
Voltage	120 V
Power	420 W (600 W)
Protection class	I
Fuse	4.0A (120 V)
Temperature range (depends on tool) °C	100 - 450 (550)
Temperature range (depends on tool) °F	200 - 850 (999)
Temperature accuracy °C	±9
Temperature accuracy °F	±17
Temperature stability °C	±2
Temperature stability °F	±4
Equipotential bonding	✓
Max. vacuum	0,7 bar
Interface	1x USB, 2x RS232, 2x Switching output
ESD-safe	✓
Automatic tool identification	✓
Traceability (unit data)	✓
Temperature accuracy for hot air °C	±30
Temperature accuracy for hot air °F	±54
Capacity l/min	18, max.
Max. hot air flow rate l/min (depends on tool)	15
Built-in pump	Periodic duty 30/30 s
IPC-compliant	yes
Display	255 x 128 dots / Backlighting
Benchtop controller	✓



600 Watts – unique

The WXR 3 is a 3-channel station with a total output of 600 W. The multifunctional WXR 3 is suitable for all applications, and can work with all WX tools.



Two integrated pumps (self-contained)

A pair of integrated pumps make the system independent of a separate compressed air supply. A high-performance pump for vacuum and hot air, and a separate vacuum pump for pick-up tools.



Automatic / intelligent power management

The rework station provides 600 watts of power. Its intelligent power management function allows the available power to be distributed to the connected tools as required – a total of 600 watts. High-performance tools can be operated at the same time. 3 channels, 200 watts each.



User-friendly and easy to navigate

The LCD display shows all connected tools. Special functions can easily be set at the press of a button.



WXR3



3-Channel Power Unit, 420 W (600 W)

420 W (600 W)

Order No. WXR3 N

- All-in-one-Station
- Benchtop controller capability e.g. Zero Smog Systems
- Automatic tool recognition and power management
- Compatible with all WX tools
- Storage medium in hand piece
- Blue LED backlighting
- Multilingual menu navigation



Scope of supply	Order No.	Model	Description
	WXR3N	WXR3	3-Channel Power Unit, 420 W (600 W)

WXR3001

3-Channel Rework Station, 420 W (600 W)

420 W (600 W)

Order No. WXR3 00 1N

- Power unit WXR 3, 3 channels with WXHAP 200 Hot air iron, WXDP 120 Desoldering iron and WXP 65 Soldering iron



Scope of supply	Order No.	Model	Description
	T005 13 202 99N	WXDP 120 Set	Desoldering iron set for horizontal applications, with safety rest
	T005 27 120 99N	WXHAP 200 Set	Hot air soldering iron set with safety rest
	T005 29 184 99N	WVP	WVP Vacuum Pick-Up
	T005 29 212 99N	WXP 65 Set	Soldering iron 65 W, 24 V with safety rest
	T005 87 658 01N	PDN	PDN Pliers for changing nozzles.
	WXR3N	WXR3	3-Channel Power Unit, 420 W (600 W)



WXR3002

3-Channel Rework Station, 420 W (600 W)



Order No. WXR3 00 2N

- Power unit WXR 3, 3 channels with WXHAP 200 Hot air iron, WXDP 120 Desoldering iron and WXP 120 Soldering iron



Scope of supply	Order No.	Model	Description
	T005 13 202 99N	WXDP 120 Set	Desoldering iron set for horizontal applications, with safety rest
	T005 27 120 99N	WXHAP 200 Set	Hot air soldering iron set with safety rest
	T005 29 184 99N	WVP	WVP Vacuum Pick-Up
	T005 29 202 99N	WXP 120 Set	Soldering iron Set WXP 120 with safety rest
	T005 87 658 01N	PDN	PDN Pliers for changing nozzles.
	WXR3N	WXR3	3-Channel Power Unit, 420 W (600 W)

WXR3003

3-Channel Rework Station, 420 W (600 W)



Order No. WXR3 00 3N

- Power unit WXR 3, 3 channels with WXHAP 200 Hot air iron, WXDV 120 Desoldering iron and WXP 65 Soldering iron



Scope of supply	Order No.	Model	Description
	T005 13 205 99N	WXDV 120 Set	Desoldering iron set for vertical applications, with safety rest
	T005 27 120 99N	WXHAP 200 Set	Hot air soldering iron set with safety rest
	T005 29 184 99N	WVP	WVP Vacuum Pick-Up
	T005 29 212 99N	WXP 65 Set	Soldering iron 65 W, 24 V with safety rest
	T005 87 658 01N	PDN	PDN Pliers for changing nozzles.
	WXR3N	WXR3	3-Channel Power Unit, 420 W (600 W)



WXD2 Desoldering station

REMOVE SOLDER WITH THE
FASTEST DESOLDERING
IRONS IN THE WORLD.




TECHNICAL DATA

Channels	2
Dimensions L x W x H (Inches)	6.69 x 5.94 x 5.12
Dimensions L x W x H (mm)	174 x 154 x 135
Weight (approx.) in kg	3.8
Voltage	120 V
Power	200 W (255 W)
Protection class	I
Fuse	T2 A
Temperature range (depends on tool) °C	100 - 550
Temperature range (depends on tool) °F	200 - 999
Temperature accuracy °C	±9
Temperature accuracy °F	±17
Temperature stability °C	±2
Temperature stability °F	±4
Equipotential bonding	✓
Interface	1x USB, 2x RS232, 1x Switching output
ESD-safe	✓
Automatic tool identification	✓
Traceability (unit data)	✓
Air consumption l/min	35
Built-in pump	-
Vacuum	max. 55 kPa (8psi)
IPC-compliant	yes
Compressed air connection	Outer diameter 6 mm (0.24"), oil-free, dry compressed air
USB port	✓
Benchtop controller	✓
Display	255 x 128 pixels / Backlighting




External compressed air supply

The maintenance-free Venturi unit produces a constant vacuum using an external compressed air supply.



Fastest desoldering iron

With its 120 watts and extremely short heating time, the desoldering iron can easily handle jobs that would have been difficult in the past, including desoldering high mass PCBs.



No tedious cleaning

The new, extended nozzle shaft prevents the suction tube from sticking. Since the suction channel has also been replaced, the once tedious and time-consuming task of cleaning the tool is now a thing of the past.



Quick replacement

Thanks to ingenious mountings, the suction nozzle and solder cartridge can be changed quickly and easily – without the risk of burns or tricky replacement work.



Huge cost savings

The relatively low operating temperature (380°C) and automatic standby mode controlled by the use sensor increase the service life of the suction nozzles by a factor of 3.



Vacuum run-on

A vacuum run-on time can be set to prevent the suction pump blocking.



Two models are available.

The WXDP 120 is designed for horizontal operation and the WXDV 120 for vertical operation.



WXD2



2-Channel Power Unit, 200 W (255 W)

200 W (255 W)   

Order No. WXD2 N

- Cost effective because only one station is needed
- Less rework by optimal use of tools and the correct working temperature. Reduction of running costs by longer tip lifetime.
- Desoldering iron with stand-by mode
- Patented, ESD safe glass display. Simple and fast setting of soldering parameter.
- For operation with external compressed air



Scope of supply	Order No.	Model	Description
	WXD2N	WXD2	2-Channel Power Unit, 200 W (255 W)

WXD2010



2-Channel Solder- and Desoldering Station, 200 W (255 W)

200 W (255 W)   

Order No. WXD2 01 0N

- Desoldering station WXD 2, 2 channels with desoldering iron WXDP 120
- Soldering- and desoldering tools with intelligent WX technology
- Connection to external compressed air supply required
- Energy effective: automatic stand-by mode for tools
- Patented, ESD safe glass display. Simple and fast setting of soldering parameter.



Scope of supply	Order No.	Model	Description
	T005 13 201 99N	WXDP 120	Desoldering iron 120 W, 24 V
	T005 13 250 99	XDS 1	Desoldering nozzle Inside Ø 1, 4 mm, Outside Ø 2, 5 mm, Nozzle length 10, 5 mm
	T005 15 172 99N	WDH 70	Safety rest with brass cleaning wool WXDP 120 desoldering iron
	T005 87 658 01N	PDN	PDN Pliers for changing nozzles.
	WXD2N	WXD2	2-Channel Power Unit, 200 W (255 W)



WXD2020



2-Channel Solder- and Desoldering Station, 200 W (255 W)

200 W (255 W)

WX
compatible

TRACEability
Weller qualified



Order No. WXD2 02 0N

- Soldering and desoldering station WXD 2, 2 channels with WXDP 120 and soldering iron WXP 120
- Soldering- and desoldering tools with intelligent WX technology
- Connection to external compressed air supply required
- Energy effective: automatic stand-by mode for tools
- Patented, ESD safe glass display. Simple and fast setting of soldering parameter.
- Standby and auto off modes for energy savings
- Peripheral control of WHP 1000 / WHP 3000 hot plates and Zero Smog 4V and 6V fume extraction units



Scope of supply	Order No.	Model	Description
	T005 13 201 99N	WXDP 120	Desoldering iron 120 W, 24 V
	T005 13 250 99	XDS 1	Desoldering nozzle Inside Ø 1, 4 mm, Outside Ø 2, 5 mm, Nozzle length 10, 5 mm
	T005 15 121 99N	WDH 10	Safety rest with dry cleaner
	T005 15 172 99N	WDH 70	Safety rest with brass cleaning wool WXDP 120 desoldering iron
	T005 29 201 99N	WXP 120	Soldering iron 120 W, 24 V with Power-Response Heating Technology
	T005 44 704 99	XT B	Soldering tip chisel Ø 2,4 mm
	T005 87 658 01N	PDN	PDN Pliers for changing nozzles.
	WXD2N	WXD2	2-Channel Power Unit, 200 W (255 W)

Soldering Stations

Soldering iron and safety rest

Soldering tips and nozzles

Preheating plates

Soldering baths

Circuit board holder

Solder feeder

Hot air heating gun

Temperature measuring

Accessories



WXA2 Hot-Air station

THE PERFECT SOLUTION FOR HOT-AIR AND SOLDERING JOBS.

Clear handling advantages and tangible cost savings in one unit. That's what you get with the WXA2 hot-air station. Ideal for complex hot-air jobs or traditional soldering. The amount of hot air (20 l/min at 6 bar) can be adjusted to any value in range. And of course the entire range of high-performance hot-air and soldering accessories is compatible with this station.



TECHNICAL DATA

Channels	2
Dimensions L x W x H (Inches)	6,69 x 5,95 x 5,12
Dimensions L x W x H (mm)	174 x 154 x 135
Weight (approx.) in kg	4.0
Voltage	120 V
Power	200 W (255 W)
Protection class	I
Fuse	T2A
Temperature range (depends on tool) °C	100 - 550
Temperature range (depends on tool) °F	200 - 999
Temperature accuracy °C	±9
Temperature accuracy °F	±17
Equipotential bonding	✓
Max. vacuum	-
Interface	1x USB, 2x RS232, 1x Switching output
ESD-safe	✓
Automatic tool identification	✓
Traceability (unit data)	✓
Temperature accuracy for hot air °C	±30
Temperature accuracy for hot air °F	±54
Max. hot air flow rate l/min (depends on tool)	15
Air consumption l/min	20
Compressed air connection	Outer diameter 6 mm (0,24"), oil-free, dry compressed air
USB port	✓
Equipotential bonding socket	Via 3, 5 mm pawl socket on back of device.



Adjustable air amount

The amount of air can be controlled using the rotary knob. An external compressed air supply is needed. The amount of air is displayed in percent.



Adjustable operating mode

The unit has 3 separate operating modes.

Operating mode level 1 – the air flow continues for as long as the button on the hot-air iron or foot switch is pressed.

Operating mode level 2 – if the button is pressed once, the hot-air flow continues for between 0 and 300 seconds, stopping at the end of the set time.

Operating mode level 3 – the WXHAP 200 switches on with one press of the button and off with the second press.



Finger and foot switches

The air flow is controlled using the finger switch in the handle.

It can also be controlled by a foot switch (optional).



Ion trap

All WX devices are ESD-safe and can be used in electrostatically protected areas. The ion trap in the iron ensures that the emerging hot air is free of static electricity.



Inert gas operation

An inert gas (nitrogen) can also be used for challenging soldering jobs to generate the hot air.



WXA2N



2-Channel Power Unit, 200 W (255 W)

200 W (255 W)



Order No. WXA2 N

- Power unit, 2 channels
- For operation with external compressed air
- Simultaneous operation of 2 soldering tools



Scope of supply	Order No.	Model	Description
	WXA2N	WXA2N	2-Channel Power Unit, 200 W (255 W)

WXA2010



2-Channel Hot-Air Station, 200 W (255 W)

200 W (255 W)



Order No. WXA2 01 0N

- Power unit WXA 2, 2 channels with hot air iron WXHAP 200
- Best set for hot air tasks
- Simultaneous operation of 2 soldering tools
- For operation with external compressed air



Scope of supply	Order No.	Model	Description
	T005 15 152 99N	WDH 30	Safety rest with dry cleaner
	T005 27 119 99N	WXHAP 200	Hot air iron 200 W, 24 V with hot air nozzle R 06 round Ø 3.0 mm
	T005 87 278 21	R04	R 04 Hot Air Nozzle Round, Ø 1,2 mm, for HAP 1 and HAP 200
	T005 87 278 22	R06	R06 Round Nozzle for HAP 1 and HAP 200, Ø 3.0 mm
	WXA2N	WXA2N	2-Channel Power Unit, 200 W (255 W)



WX2 Soldering Station

A NEW ERA OF SOLDERING.

Cost saving because only one power unit is needed for different applications.
 Use as benchtop controller saves energy.
 Lowering the running costs by enlarged tip lifetimes.
 Reduction of rework due to optimized tool use and correct working temperature.



TECHNICAL DATA

Channels	2
Dimensions L x W x H (Inches)	6,85 x 6,06 x 5,31
Dimensions L x W x H (mm)	174 x 154 x 135
Weight (approx.) in kg	3.45
Voltage	120 V
Power	200 W (255 W)
Protection class	I
Fuse	T2A
Temperature range (depends on tool) °C	100 - 550
Temperature range (depends on tool) °F	210 - 999
Temperature accuracy °C	±9
Temperature accuracy °F	±17
Temperature stability °C	±2
Temperature stability °F	±4
Equipotential bonding	✓
Interface	1x USB, 2x RS232, 1x Switching output
ESD-safe	✓
Automatic tool identification	✓
Traceability (unit data)	✓
Display	255 x 128 dots / Backlighting
USB port	✓
Equipotential bonding socket	Via 3,5 mm pawl socket on back of device
Benchtop controller	✓




Visual process control through LED signal function

Blue LED ring light (light is out = Off, light is blinking = standby or heating up, light is on = tip ready for use)




Tailor-made performance

Weller heating technologies deliver precise performance on demand.



Quick heating time

WX soldering irons heat in ultra-quick time and can be used immediately.



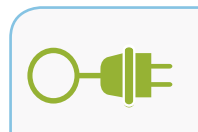
Temperature stability/accuracy

All WX soldering tools have a temperature stability of ± 2° C and a temperature accuracy of ± 9° C, as per IPC standard.



Intuitive operation

The robust touch screen is a capacitive touch panel made of real glass. It is anti-static and temperature-resistant. The turn-and-click wheel with confirm button allows intuitive operation.



Huge energy savings Motion sensor

Thanks to an integrated sensor, WX tools are motion activated. This means that they consume power only when they are actually in use. Connected accessories also go into standby mode.



WX2



2-Channel Power Unit, 200 W (255 W)

200 W (255 W)

Order No. WX2N

- Innovative operation concept
- Robust touch screen with ESD safe glass
- Intuitive use with turn-click-wheel with enter key and finger guide.
- Blue LED backlighting
- Multilingual menu navigation
- High functionality
- No safety rest with Stop & Go function needed thanks to integrated acceleration sensor
- Optimized precision, better stability by sensor in the soldering iron
- Specific parameterization of tool by storage medium in hand piece
- Visual process control via blue LED ring light



Scope of supply	Order No.	Model	Description
	WX2N	WX2	2-Channel Power Unit, 200 W (255 W)

WX2020



2-Channel Soldering Station, 200 W (255 W)

200 W (255 W)

Order No. WX20 20 N

- Power unit WX 2, with 2 channels, 2 soldering irons WXP 120 and 2 safety rests WDH 10
- Simultaneous operation of 2 soldering tools



Scope of supply	Order No.	Model	Description
	T005 15 121 99N	WDH 10	Safety rest with dry cleaner
	T005 29 201 99N	WXP 120	Soldering iron 120 W, 24 V with Power-Response Heating Technology
	T005 44 704 99	XT B	Soldering tip chisel Ø 2,4 mm
	WX2N	WX2	2-Channel Power Unit, 200 W (255 W)



WX2021



2-Channel Soldering Station, 200 W (255 W)

200 W (255 W)**WX**
compatible**TRACEability**
qualified

Order No. WX20 21 N

- Power unit WX 2, with 2 channels, soldering irons WXMP and 1 tweezers WXMT
- Simultaneous operation of 2 soldering tools



Scope of supply	Order No.	Model	Description
	T005 13 179 99N	WXMT MS	Micro desoldering tweezers 2 x 40 W, 12 V (hand piece without tips) with Active-Tip Heating Technology
	T005 15 169 99N	WDH 60	Safety rest with dry cleaner for WXMT Micro desoldering tweezers
	T005 15 171 99N	WDH 51	Safety rest with dry cleaner for WXMP
	T005 29 213 99N	WXMP MS	Micro soldering iron WXMP MS 40 W, 12 V (hand piece without tips) with Active-Tip Heating Technology
	T005 44 616 99N	RTM 013 S MS	RT Micro MS soldering tip, chisel Ø 1,3 x 0,4 mm
	T005 44 657 99N	RTW 2 MS	MS soldering tip set 0,7 x 0,4 mm, 45°
	WX2N	WX2	2-Channel Power Unit, 200 W (255 W)



WX1 Soldering station

A CLASS OF ITS OWN.

The powerful, user-friendly WX1 soldering station has redefined the world of soldering. Maximum process reliability for manual soldering tasks is guaranteed for the automotive, aerospace and medical technology industries. Any soldering process can be programmed easily using these intelligent tools, and a unique level of dependability assured. Whatever technique is used, these devices are intuitive and easy to operate thanks to their touch screens and language options.




TECHNICAL DATA

Channels	1
Dimensions L x W x H (Inches)	6,85 x 6,06 x 5,31
Dimensions L x W x H (mm)	174 x 154 x 135
Weight (approx.) in kg	3,42
Voltage	120 V
Power	200 W
Protection class	I
Fuse	T2A
Temperature range (depends on tool) °C	100 - 550
Temperature range (depends on tool) °F	200 - 999
Temperature accuracy °C	±9
Temperature accuracy °F	±17
Temperature stability °C	±2
Temperature stability °F	±4
Equipotential bonding	✓
Interface	1x USB, 2x RS232, 1x Switching output
ESD-safe	✓
Automatic tool identification	✓
Traceability (unit data)	✓
Display	255 x 128 dots / Backlighting
USB port	✓
Equipotential bonding socket	Via 3,5 mm pawl socket on back of device
Benchtop controller	✓



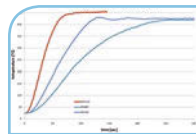
Visual process control through LED signal function

Blue LED ring light (light is out = Off, light is blinking = standby or heating up, light is on = tip ready for use)




Tailor-made performance

Weller heating technologies deliver precise performance on demand.



Quick heating time

WX soldering irons heat in ultra-quick time and can be used immediately.



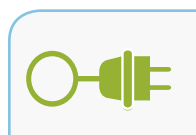
Temperature stability/accuracy

All WX soldering tools have a temperature stability of ± 2° C and a temperature accuracy of ± 9° C, as per IPC standard.



Intuitive operation

The robust touch screen is a capacitive touch panel made of real glass. It is anti-static and temperature-resistant. The turn-and-click wheel with confirm button allows intuitive operation.



Huge energy savings Motion sensor

Thanks to an integrated sensor, WX tools are motion activated. This means that they consume power only when they are actually in use. Connected accessories also go into standby mode.



WX1



1-Channel Power Unit, 200 W



Order No. WX1N

- Innovative operation concept
- Robust touch screen with ESD safe glass
- Intuitive use with turn-click-wheel with enter key and finger guide
- Blue LED backlighting
- Multilingual menu navigation
- High functionality
- No safety rest with Stop & Go function needed thanks to integrated acceleration sensor
- Optimized precision, better stability by sensor in the soldering iron
- Specific parameterization of tool by storage medium in hand piece
- Visual process control via blue LED ring light



Scope of supply	Order No.	Model	Description
	WX1N	WX1	1-Channel Power Unit, 200 W

WX1010



1-Channel Soldering Station, 200 W



Order No. WX10 10 N

- High Powered Digital Soldering Stations WX 1
- Capacitive glass touch screen is chemical and temperature resistant
- Turn and click wheel with enter key and finger guide is intuitive to use
- Multi-language menu , ready for automation using RS232 Serial I/O commands
- Large graphic LCD display can be viewed from all angles
- Acts as a benchtop controller for the WHP 1000 / WHP 3000 hot plates
- Acts as a benchtop controller for the Zero Smog 4V / 6V Filtration units
- Multi-purpose USB port for parameter configuration and DATA LOGGING
- Compatible with all WX series soldering pencils
- Compatible with WXMT-MS desoldering tweezers





Scope of supply	Order No.	Model	Description
	T005 15 121 99N	WDH 10	Safety rest with dry cleaner
	T005 29 201 99N	WXP 120	Soldering iron 120 W, 24 V with Power-Response Heating Technology
	T005 44 704 99	XT B	Soldering tip chisel Ø 2,4 mm
	WX1N	WX1	1-Channel Power Unit, 200 W

WX1010



1-Channel Soldering Station, 200 W



Order No. WX10 11 N

- High Powered Digital Soldering Stations WX 1
- Capacitive glass touch screen is chemical and temperature resistant
- Turn and click wheel with enter key and finger guide is intuitive to use
- Multi-language menu , ready for automation using RS232 Serial I/O commands
- Large graphic LCD display can be viewed from all angles
- Acts as a benchtop controller for the WHP 1000 / WHP 3000 hot plates
- Acts as a benchtop controller for the Zero Smog 4V / 6V Filtration units
- Multi-purpose USB port for parameter configuration and DATA LOGGING
- Compatible with all WX series soldering pencils
- Compatible with WXMT-MS desoldering tweezers



Scope of supply	Order No.	Model	Description
	T005 15 171 99N	WDH 51	Safety rest with dry cleaner for WXMP Micro soldering iron
	T005 29 213 99N	WXMP MS	Micro soldering iron WXMP MS 40 W, 12 V (hand piece without tips) with Active-Tip Heating Technology
	T005 44 616 99N	RTM 013 S MS	RT Micro SM soldering tip, chisel Ø 1,3 x 0,4 mm
	WX1N	WX1	1-Channel Power Unit, 200 W



WX1012



1-Channel Soldering Station, 200 W



Order No. WX10 12 N

- High Powered Digital Soldering Stations WX 1
- Capacitive glass touch screen is chemical and temperature resistant
- Turn and click wheel with enter key and finger guide is intuitive to use
- Multi-language menu , ready for automation using RS232 Serial I/O commands
- Large graphic LCD display can be viewed from all angles
- Acts as a benchtop controller for the WHP1000 / WHP3000 hot plates
- Acts as a benchtop controller for the Zero Smog 4V / 6V Filtration units
- Multi-purpose USB port for parameter configuration and DATA LOGGING
- Compatible with all WX series soldering pencils
- Compatible with WXMT-MS desoldering tweezers



Scope of supply	Order No.	Model	Description
	T005 15 121 99N	WDH 10	Safety rest with dry cleaner
	T005 29 211 99N	WXP 65	Soldering iron 65 W, 24 V with Power-Response Heating Technology
	T005 44 851 99	XNT A	Soldering tip chisel 1,6 x 0,4 mm
	WX1N	WX1	1-Channel Power Unit, 200 W



Accessories	Temperature measuring	Hot air heating gun	Solder feeder	Circuit board holder	Soldering bathes	Preheating plates	Soldering tips and nozzles	Soldering iron and safety rest	Soldering Stations
-------------	-----------------------	---------------------	---------------	----------------------	------------------	-------------------	----------------------------	--------------------------------	--------------------



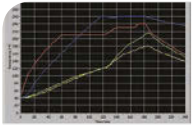
WT and WR series our Technology Line

THE CAN-DO SOLDERING STATIONS

Whenever it takes user-friendliness and ease of use, the soldering products of the Weller Technology line set new standards. Due to their great price/performance ratio, they are perfect tools for cost-efficient soldering applications.



 COMPLETE COMPATIBILITY



Cost-efficient

The short warm-up time for the soldering tools and a faster and simpler method for changing tools also enable lightning-fast work and ensure high time savings as a result.



Easy-to-use

The user-friendly and easy handling allows a quick, uncomplicated handling of the equipment.



Backwards Compatibility

All soldering irons of the WSD and WD soldering stations can be connected. (except micro soldering irons)

+ EASY TO USE

+ COST EFFICIENT

+ 1000S OF IRON AND TIP COMBINATIONS





WT tool selection



Active Tip

Power Response

Silver Line

WTP90 | 90 W SOLDERING IRON
The high-tech iron for universal use with power response tips.

WP65 | 65 W SOLDERING IRON
For delicate and small applications.

WP80 | 80 W SOLDERING IRON
Short tip-to-grip distance for all standard soldering applications.

WSP80 | 80 W SOLDERING IRON
For all standard soldering applications.

WP120 | 120 W SOLDERING IRON
For bigger solder joints.

WSP150 | 150 W SOLDERING IRON
For soldering applications with high heat demand

WMRP | 40 W MICRO-SOLDERING IRON
For very small components with high energy demand

WMRT | 2x40 W MICRO-DESOLDERING TWEEZERS
Slim tweezers for excellent De-/soldering

WTA50 | 2 x 25 W DESOLDERING TWEEZERS
For safe desoldering jobs.

HAP1 | 100 W
SOLDERING & DESOLDERING IRON

DSX80 | 80 W DESOLDERING IRON
For horizontal application.

DXV80 | 80 W INLINE DESOLDERING IRON
For vertical application.

WHP80 | 80 W HEATING PLATE
Preheating plate.

WSB80 | 80 W SOLDER BATH
Connectable to all Weller 80 W digital station.

WSB150 | 150 W SOLDER BATH
Connectable to all Weller 150 W stations.

Zero Smog TL
Fume extraction unit Zero Smog TL

* Device connectable to the soldering stations via WT Hub



WTHA1

900 W | 1 channel.
Hot air iron integrated





WT1
90 W
1 channel
soldering station



WT1H
150 W
1 channel
soldering station



WT2M
150 W
2 channel
soldering station



WR3M
360 W
3 channel
soldering station

	✓	✓	✓	✓
	✓	✓	✓	✓
	✓	✓	✓	✓
	✓	✓	✓	✓
		✓	✓	✓
		✓	✓	✓
			✓	✓
			✓	✓
	✓	✓	✓	✓
			✓	✓
			✓	✓
	✓	✓	✓	✓
	✓	✓	✓	✓
		✓	✓	✓
	✓	✓	✓	✓

Soldering Stations

Soldering iron and safety rest

Soldering tips and nozzles

Preheating plates

Soldering baths

Circuit board holder

Solder feeder

Hot air heating gun

Temperature measuring

Accessories



WR3M Rework station

REWORK STATION WITH 3 CHANNELS

The versatile repair station is specifically tailored to the needs and requirements of professional repairs to latest-technology electronic sub-assemblies in industrial production engineering and in the repair and laboratory fields.



TECHNICAL DATA

Channels	3
Dimensions L x W x H (Inches)	11,02 x 9,45 x 4,06
Dimensions L x W x H (mm)	280 x 240 x 103
Weight (approx.) in kg	7.3
Voltage	120 V
Power	360 W (400 W)
Protection class	I
Overcurrent release	2 A
Temperature range (depends on tool) °C	93 - 454
Temperature range (depends on tool) °F	200 - 850
Temperature accuracy °C	±9°C
Temperature accuracy °F	±17°F
Temperature stability °C	±2°C
Temperature stability °F	±4°F
Equipotential bonding	✓
Max. vacuum	.7 bar;20.7 inHg
Interface	USB
ESD-safe	✓
Automatic tool identification	✓
Temperature accuracy for hot air °C	50 - 550
Temperature accuracy for hot air °F	150 - 999
Capacity l/min	18
Max. hot air flow rate l/min (depends on tool)	15 l/min
Built-in pump	Periodic duty 30/30 s
Vacuum	0,7 bar, max
IPC-compliant	(Tip to ground) Corresponds to IPC-J-001
Display	LCD

WR3M



3-Channel Power Unit, 360 W (400 W)

360 W (400 W)**WT**

compatible



Order No. WR3M N

- Digital Self-Contained Multi-Channel Rework Station - 120 V / 400 W
- 3 Independent tool channels with automatic tool recognition
- Simultaneous use of multiple tools (3) - 21 tool options possible
- Self contained vacuum and air
- PC connectivity and data logging software included
- ESD safe





WR3000M



3-Channel Power Unit, 360 W (400 W)

400 W WT compatible



Order No. WR30 00 MN

- WR3M multi-channel, hot air, desoldering, soldering rework system
- 400 watts of power over 3 independently-controlled channels
- Application flexibility with up to 21 tool options
- PC Connectivity and data logging software included



Scope of supply	Order No.	Model	Description
	T005 13 142 99	DX 112	DX 112 Desoldering Nozzle with Threadless Fixture System for DSX 80 and DXV 80
	T005 13 143 99	DX 113	DX 113 Desoldering Nozzle with Threadless Fixture System for DSX 80
	T005 13 180 99N	DXV 80	Inline desoldering iron 80 W, 24 V
	T005 15 152 99N	WDH 30	Safety rest with dry cleaner
	T005 15 153 99N	WDH 40	Safety rest with dry cleaner for DXV 80 and WXDV 120 desoldering iron
	T005 15 161 99N	WDH 10T	Safety rest with Stop+Go function and dry cleaner for WP 65, WP 80 and WP 120 soldering iron
	T005 27 116 99N	HAP 200	Hot air iron 200 W, 24 V with hot air nozzle R 04 round Ø 1,2 mm
	T005 29 180 99N	WP 80	Soldering iron 80 W, 24 V with Silver-Line Heating Technology
	T005 29 184 99N	WVP	WVP Vacuum Pick-Up
	T005 87 278 21	R04	R 04 Hot Air Nozzle Round, Ø 1,2 mm, for HAP 1 and HAP 200
	T005 87 278 22	R06	R06 Round Nozzle for HAP 1 and HAP 200, Ø 3.0 mm
	WR3MN	WR3M	3-Channel Power Unit, 360 W (400 W)

WR3ME

3-Channel Power Unit, 360 W (400 W)

400 W WT compatible



Order No. WR3M EN

- Digital Self-Contained Multi-Channel Rework Station - 120 V / 400 W
- 3 Independent tool channels with automatic tool recognition
- Application flexibility with up to 19 tool options
- Self contained vacuum and air
- PC connectivity and data logging software included
- Note: Not compatible with WRK kit or WVP vacuum pencil



Scope of supply	Order No.	Model	Description
	WR3MEN	WR3ME	3-Channel Power Unit, 360 W (400 W)



WR3000SA

3-Channel Rework station, 360 W (400 W)



Order No. WR30 00 SA

- WR3ME multi-channel, hot air, desoldering, soldering rework system
- 400 watts of power over 3 independently-controlled channels
- Application flexibility with up to 19 tool options
- ECO button for "Sleep Mode"



Scope of supply	Order No.	Model	Description
	T005 13 142 99	DX 112	DX 112 Desoldering Nozzle with Threadless Fixture System for DSX 80 and DXV 80
	T005 13 143 99	DX 113	DX 113 Desoldering Nozzle with Threadless Fixture System for DSX 80
	T005 13 180 99N	DXV 80	Inline desoldering iron 80 W, 24 V
	T005 15 121 99N	WDH 10	Safety rest with dry cleaner
	T005 15 152 99N	WDH 30	Safety rest with dry cleaner
	T005 15 153 99N	WDH 40	Safety rest with dry cleaner for DXV 80 and WXDV 120 desoldering iron
	T005 27 116 99N	HAP 200	Hot air iron 200 W, 24 V with hot air nozzle R 04 round Ø 1,2 mm
	T005 29 180 99N	WP 80	Soldering iron 80 W, 24 V with Silver-Line Heating Technology
	T005 44 405 99	LT B	Soldering tip, chisel, Ø 2,4 x 0,8 mm
	T005 87 278 21	R04	R 04 Hot Air Nozzle Round, Ø 1,2 mm, for HAP 1 and HAP 200
	T005 87 278 22	R06	R06 Round Nozzle for HAP 1 and HAP 200, Ø 3.0 mm
	WR3MEN	WR3ME	3-Channel Power Unit, 360 W (400 W)



WR3000SS

Rework station WR3000SS



Order No. WR30 00 SS

- 400 watts of power over 3 independently-controlled channels
- Application flexibility with up to 19 tool options
- PC Connectivity and data logging software included
- ECO button for "Sleep Mode"
- Note: Not compatible with WRK kit or WVP vacuum pencil.



Scope of supply	Order No.	Model	Description
	T005 13 142 99	DX 112	DX 112 Desoldering Nozzle with Threadless Fixture System for DSX 80 and DXV 80
	T005 13 143 99	DX 113	DX 113 Desoldering Nozzle with Threadless Fixture System for DSX 80
	T005 13 180 99N	DXV 80	Inline desoldering iron 80 W, 24 V
	T005 15 121 99N	WDH 10	Safety rest with dry cleaner
	T005 15 153 99N	WDH 40	Safety rest with dry cleaner for DXV 80 and WXDV 120 desoldering iron
	T005 29 180 99N	WP 80	Soldering iron 80 W, 24 V with Silver-Line Heating Technology
	T005 44 405 99	LT B	Soldering tip, chisel, Ø 2,4 x 0,8 mm
	WR3MEN	WR3ME	3-Channel Power Unit, 360 W (400 W)



WR3000TA

Rework station WR3000TA

400 W **WT** compatible 

Order No. WR30 00 TAN

- 400 watts of power over 3 independently-controlled channels
- Application flexibility with up to 21 tool options
- ECO button for "Sleep Mode"
- Note: Not compatible with WRK kit or WVP vacuum pencil.



Scope of supply	Order No.	Model	Description
	LTB	LTB	Soldering tip, chisel, Ø 2, 4 x 0, 8 mm
	T005 13 175 99N	WMRT MS	Micro desoldering tweezers WMRT MS, without safety rest
	T005 15 146 99N	WMRTH	Safety Rest with Stop + Go function for WMRT
	T005 15 152 99N	WDH 30	Safety rest with dry cleaner
	T005 15 161 99N	WDH 10T	Safety rest with Stop+Go function and dry cleaner for WP 65, WP 80 and WP 120 soldering iron
	T005 27 116 99N	HAP 200	Hot air iron 200 W, 24 V with hot air nozzle R 04 round Ø 1,2 mm
	T005 29 180 99N	WP 80	Soldering iron 80 W, 24 V with Silver-Line Heating Technology
	T005 44 657 99N	RTW 2MS 45°	Soldering tip set, chisel, 0,7 x 0,4 mm, 45°
	T005 87 278 21	R04	R 04 Hot Air Nozzle Round, Ø 1,2 mm, for HAP 1 and HAP 200
	T005 87 278 22	R06	R06 Round Nozzle for HAP 1 and HAP 200, Ø 3.0 mm
	WR3MEN	WR3ME	3-Channel Power Unit, 360 W (400 W)



WR3000TS

Rework station WR3000TS

400 W
WT
compatible


Order No. WR30 00 TSN

- 400 watts of power over 3 independently-controlled channels
- Application flexibility with up to 19 tool options
- PC Connectivity and data logging software included
- ECO button for "Sleep Mode"
- Note: Not compatible with WRK kit or WVP vacuum pencil.



Scope of supply	Order No.	Model	Description
	T005 13 142 99	DX 112	DX 112 Desoldering Nozzle with Threadless Fixture System for DSX 80 and DXV 80
	T005 13 143 99	DX 113	DX 113 Desoldering Nozzle with Threadless Fixture System for DSX 80
	T005 13 175 99N	WMRT MS	Micro desoldering tweezers WMRT MS, without safety rest
	T005 13 180 99N	DXV 80	Inline desoldering iron 80 W, 24 V
	T005 15 146 99N	WMRTH	Safety Rest with Stop + Go function for WMRT
	T005 15 153 99N	WDH 40	Safety rest with dry cleaner for DXV 80 and WXDV 120 desoldering iron
	T005 15 156 99N	WDH 50	WDH 50 Safety Rest with Stop+Go Function for WMRP Micro Soldering Pencil with FE-attachment
	T005 29 192 99N	WMRP MS	Micro soldering iron WMRP MS 40 W, 12 V (hand piece without tips) with Active-Tip Heating Technology
	T005 44 603 73N	RTM 013 S X MS	RT Micro Soldering tip, chisel, sloped Ø 1,3 x 0,5 mm, MIL-SPEC
	T005 44 657 99N	RTW 2MS 45°	Soldering tip set, chisel, 0,7 x 0,4 mm, 45°
	WR3MEN	WR3ME	3-Channel Power Unit, 360 W (400 W)

Accessories for WR 3000M Sets

Order No.	Description
T005 87 388 50	Adapter for footswitch for WR 3000M Sets and WR 2
T005 13 120 99N	Foot-Switch 1-Step
T005 29 184 99N	WVP Vacuum Pick-Up
T005 87 658 01N	PDN Pliers for changing nozzles.



WR2 Rework station

REWORK ON HIGHEST LEVEL

One station meets the requirements of a rework workplace.
 Unique connecting compatibility of all tools.
 2 independent tool channels with automatic tool recognition
 guarantee the simultaneous operation of 2 soldering tools.
 Tools are permanently ready for use.



TECHNICAL DATA

Channels	2
Dimensions L x W x H (Inches)	11,02 x 9,45 x 4,06
Dimensions L x W x H (mm)	280 x 240 x 103
Weight (approx.) in kg	5.6
Voltage	120 V
Power	250 W (300 W)
Protection class	I
Overcurrent release	1,6 A
Temperature range (depends on tool) °C	50 - 550
Temperature range (depends on tool) °F	150 - 999
Temperature accuracy °C	±9
Temperature accuracy °F	±17
Temperature stability °C	±2
Temperature stability °F	±4
Equipotential bonding	✓
Max. vacuum	0,7 bar
Interface	USB
ESD-safe	✓
Automatic tool identification	✓
Temperature accuracy for hot air °C	±30
Temperature accuracy for hot air °F	±54
Capacity l/min	18
Max. hot air flow rate l/min (depends on tool)	10
Built-in pump	Periodic duty 30/30 s
Vacuum	0,7 bar
IPC-compliant	Soldering tip (tip to ground) corresponds to IPC-J-001
Display	LCD

WR2



2-Channel Power Unit, 200 W (300 W)

250 W (300 W)**WT**

compatible



Order No. WR2N

- Digital Self-Contained Multi-Channel Rework Station - 120 V / 300 W
- 2 Independent tool channels with automatic tool recognition





WR2000VX

2-Channel Soldering Station

300 W
WT
compatible


Order No. WR20 00 VXN

- Digital Self-Contained Multi-Channel Rework Stations WR 2
- Independent tool channels with automatic tool recognition
- Self contained vacuum and air
- Simultaneous use of multiple tools
- Programmable process control through Special Function menus
- Continuous productivity with no end of cycle hot air cool down time
- ECO button for "Sleep Mode"
- Weller Micro-Tools, WMRP & WMRT are not compatible



Scope of supply	Order No.	Model	Description
	T005 13 142 99	DX 112	DX 112 Desoldering Nozzle with Threadless Fixture System for DSX 80 and DXV 80
	T005 13 180 99N	DXV 80	Inline desoldering iron 80 W, 24 V
	T005 15 121 99N	WDH 10	Safety rest with dry cleaner
	T005 15 153 99N	WDH 40	Safety rest with dry cleaner for DXV 80 and WXDV 120 desoldering iron
	T005 44 405 99	LT B	Soldering tip, chisel, Ø 2,4 x 0,8 mm
	WR2N	WR2	2-Channel Power Unit, 200 W (300 W)
	WSP80N	WSP80	Soldering iron 80 W, 24 V with Silver-Line Heating Technology

Soldering Stations

Soldering iron and safety rest

Soldering tips and nozzles

Preheating plates

Soldering baths

Circuit board holder

Solder feeder

Hot air heating gun

Temperature measuring

Accessories



WR2000X

300 W **WT**
compatible 

Order No. WR20 00 XN

- Digital Self-Contained Multi-Channel Rework Stations WR 2
- Independent tool channels with automatic tool recognition
- Simultaneous use of multiple tools
- Self contained vacuum and air
- Programmable process control through Special Function menus
- Continuous productivity with no end of cycle hot air cool down time
- Air flow volume of 1 - 15 L / Min
- ECO button for "Sleep Mode"
- Weller Micro-Tools, WMRP & WMRT are not compatible



Scope of supply	Order No.	Model	Description
	T005 13 142 99	DX 112	DX 112 Desoldering Nozzle with Threadless Fixture System for DSX 80 and DXV 80
	T005 13 180 99N	DXV 80	Inline desoldering iron 80 W, 24 V
	T005 15 153 99N	WDH 40	Safety rest with dry cleaner for DXV 80 and WXDV 120 desoldering iron
	WR2N	WR2	2-Channel Power Unit, 200 W (300 W)



WT 2M Soldering Station

COMPATIBLE WITH MICRO TOOLS, AND MORE!

Packing 150 W of power, the multifunctional 2-channel WT 2M soldering station can operate 2 soldering tools simultaneously. It is backwards compatible with Weller's micro soldering tools, plus many existing passive tip tools providing high performance, easy handling, and long tip life.



TECHNICAL DATA

Channels	2
Dimensions L x W x H (Inches)	5.87 x 5.43 x 3.98
Dimensions L x W x H (mm)	149 x 138 x 101
Weight (approx.) in kg	3.1
Voltage	120V / 24V
Power	150W
Protection class	I
Fuse	T 1,6 A
Temperature range (depends on tool) °C	50 - 450 (550)
Temperature range (depends on tool) °F	150 - 850 (950)
Temperature accuracy °C	±9
Temperature accuracy °F	±17
Temperature stability °C	±2
Temperature stability °F	±4
Equipotential bonding	✓
Interface	RS232 / One switching output
ESD-safe	✓
Automatic tool identification	✓
Display	Backlit LCD
Equipotential bonding socket	Via 3, 5 mm pawl socket on front of device

WT2M

2-Channel Power Unit, 150 W



Order No. WT2M

- Serving 2 users at once (with intelligent power sharing)
- High performance and functionality - Compatible with Weller's microsoldering cartridge tip tools, plus many existing passive tip tools
- Intuitive use thanks to clear menu structure
- Reduced footprint thanks to stackability
- Automatic standby of tool thanks to integrated acceleration sensor in the tool
- Housing cover useable as storage





WT2010M

2-Channel Soldering Station digital 150 W

150 W

WT compatible



Order No. WT20 10 M

- Power unit WT 2M, 2 channel with soldering iron WTP 90 and safety rest WSR 200
- WTP 90: The hybrid soldering iron for universal use with power response tips. Tip family XNT & THM (high mass tips)
- Intuitive use thanks to clear menu structure
- Reduced footprint thanks to stackability
- Automatic standby of tool thanks to integrated acceleration sensor in the tool
- Housing cover useable as storage
- OFF time, Process window, Lock function, Offset



Scope of supply

Order No.	Model	Description
T005 15 174 99N	WSR 200	2-in-1 safety rest with metal wool brass and sponge
T005 29 222 99N	WTP 90	Hybrid soldering iron 90 W, 24 V with Power Response Heating Technology
T005 44 851 99	XNT A	Soldering tip chisel 1,6 x 0,4 mm
WT2M	WT2M	2-Channel Power Unit, 150 W



WT2021MS

2-Channel Soldering Station digital 150 W

150 W

WT
compatible

Order No. WT20 21 MS

- Power unit WT 2M, 2 channel with WMRP MS Micro soldering iron and WMRT MS Micro desoldering tweezers
- WMRP MS: Micro soldering iron 40 W, 12 V for Active-Tip Heating Technology
- WMRT MS: Micro desoldering tweezers 80 W, (2x 40 W), 12 V for Active-Tip Heating Technology
- Intuitive use thanks to clear menu structure
- Reduced footprint thanks to stackability
- Automatic standby of tool thanks to integrated acceleration sensor in the tool
- OFF time, Process window, Lock function, Offset



Scope of supply	Order No.	Model	Description
	T005 13 175 99N	WMRT MS	Micro desoldering tweezers WMRT MS, without safety rest
	T005 15 177 99	WSR 203	Safety Rest for WMRT Micro desoldering tweezers
	T005 15 179 99	WSR 205	Safety Rest for WMRP Micro soldering iron
	T005 29 192 99N	WMRP MS	Micro soldering iron WMRP MS 40 W, 12 V (hand piece without tips) with Active-Tip Heating Technology
	T005 44 616 99N	RTM 013 S MS	RT Micro Soldering tip, chisel Ø 1,3 x 0,4 mm, MIL-SPEC
	T005 44 657 99N	RTW 2MS 45°	Soldering tip set, chisel, 0,7 x 0,4 mm, 45°
	WT2M	WT2M	2-Channel Power Unit, 150 W

Soldering Stations

Soldering iron
and safety restSoldering tips
and nozzles

Preheating plates

Soldering bathes

Circuit board holder

Solder feeder

Hot air heating gun

Temperature
measuring

Accessories



WT1H Soldering Station

THIS IS SOLDERING TODAY

If you need even more performance than 90 watts, then the high power version with 150 watts is the right solution.



TECHNICAL DATA

Channels	1
Dimensions L x W x H (Inches)	5.87 x 5.43 x 3.98
Dimensions L x W x H (mm)	149 x 138 x 101
Weight (approx.) in kg	3
Voltage	120 V
Power	150 W
Protection class	I
Fuse	T2A
Temperature range (depends on tool) °C	50 - 550
Temperature range (depends on tool) °F	150 - 999
Temperature accuracy °C	±9
Temperature accuracy °F	±17
Temperature stability °C	±2
Temperature stability °F	±4
Equipotential bonding	✓
Interface	One switching output
ESD-safe	✓
Automatic tool identification	✓
Display	Backlit LCD
Equipotential bonding socket	Via 3,5 mm pawl socket on front of device



Front-mounted main switch

The front-mounted main switch ensures easy access at all times.



Multi-functional LC display

Unique LC display with a detailed overview of all functions. Adjustable background illumination. Power bar graph allows visual monitoring of the easily-readable output power from the station to the soldering iron tip.



New menu button

Provides ultimate user friendly access to and navigation in the menu structure.



Stackable units

The WT1 / WT1H soldering stations can be stacked on the WTHA 1 hot-air station, or on each other, saving space on the workbench.



2-in-1 WSR safety rest

The soldering iron holder can be rotated 180°. The user can choose between wet and dry cleaning.



WT1H

1-Channel Power Unit, 150 W

150 W

WT
compatible

Order No. WT1H N

- High productivity (Power unit with 1 channel, 150W)
- Intuitive use thanks to clear menu structure
- Reduced footprint thanks to stackability
- Grafical backlit LC-Display
- High performance and functionality - many connectable tools
- Automatic standby of tool thanks to integrated acceleration sensor in the tool
- Housing cover useable as storage
- OFF time, Process window, Lock function, Offset



Scope of supply	Order No.	Model	Description
	WT1HN	WT1H	1-Channel Power Unit, 150 W

WT1010H

1-Channel Power Unit, 150 W

150 W

WT
compatible

Order No. WT10 10 HN

- Digital Soldering Station WT 1H 120V, 60Hz (150W) with WP120 and WSR201
- WP 120 (120 W): All-rounder with Power-Response soldering tip, XT Tip family and XT soldering handpiece
- OFF time, Process window, Lock function, Offset
- Compatible with a large selection of soldering pencils, pre-heat plates and solder baths
- 2-in-1 WSR Safety Rest, flips between sponge and brass wool
- Stackable Units, saving space on the workbench
- RS232 protocol for Automation and Control



Scope of supply	Order No.	Model	Description
	T005 15 175 99N	WSR 201	2-in-1 safety rest with metal wool brass and sponge
	T005 29 193 99N	WP 120	Soldering iron 120 W, 24 V with Power-Response Heating Technology
	WT1HN	WT1H	1-Channel Power Unit, 150 W

Soldering Stations

Soldering iron
and safety restSoldering tips
and nozzles

Preheating plates

Soldering baths

Circuit board holder

Solder feeder

Hot air heating gun

Temperature
measuring

Accessories



WT1011H

1-Channel Power Unit, 150 W



Order No. WT10 11 HN

- Power unit WT 1H, 1 channel with soldering iron WP 200 Robust and safety rest WSR 202
- WP 200 High Power soldering iron (200 W) with power response tips. Ideal for applications with high mass applications. Tip Family XHT
- Intuitive use thanks to clear menu structure
- Reduced footprint thanks to stackability
- Grafical backlit LC-Display
- High performance and functionality - many connectable tools
- Automatic standby of tool thanks to integrated acceleration sensor in the tool
- Housing cover useable as storage
- OFF time, Process window, Lock function, Offset



Scope of supply	Order No.	Model	Description
	T005 15 176 99N	WSR 202	2-in-1 safety rest with metal wool brass and sponge
	T005 29 199 99N	WP 200	Soldering iron 200 W, 24 V with Power-Response Heating Technology
	T005 44 801 99	XHT D	Soldering tip, chisel, 5,0 x 1,2 mm
	WT1HN	WT1H	1-Channel Power Unit, 150 W



WT1 Soldering Station

THIS IS SOLDERING TODAY

The detailed LC display enables an unprecedented overview of all functions, quick and easy to reach via the new user-friendly menu button. The lightning quick change process of the heating element during operation allows efficient work with several different tip types in quick succession.



TECHNICAL DATA

Channels	1
Dimensions L x W x H (Inches)	5,87 x 5,44 x 3,98
Dimensions L x W x H (mm)	149 x 138 x 101
Weight (approx.) in kg	1.9
Voltage	120 V
Power	95 W
Protection class	I
Fuse	0,5 A
Temperature range (depends on tool) °C	50 - 450
Temperature range (depends on tool) °F	150 - 850
Temperature accuracy °C	±9
Temperature accuracy °F	±17
Temperature stability °C	±2
Temperature stability °F	±4
Equipotential bonding	✓
Interface	One switching Output
ESD-safe	✓
Automatic tool identification	✓
Display	Backlit LCD
Equipotential bonding socket	Via 3,5 mm pawl socket on front of device



Front-mounted main switch

The front-mounted main switch ensures easy access at all times.



Multi-functional LC display

Unique LC display with a detailed overview of all functions. Adjustable background illumination. Power bar graph allows visual monitoring of the easily-readable output power from the station to the soldering iron tip.



New menu button

Provides ultimate user friendly access to and navigation in the menu structure.



Stackable units

The WT1 / WT1H soldering stations can be stacked on the WTHA 1 hot air station, or on each other, saving space on the workbench.



2-in-1 WSR safety rest

The soldering iron holder can be rotated 180°. The user can choose between wet and dry cleaning.



WT1

1-Channel Power Unit, 95 W



Order No. WT1N

- High productivity (Power unit with 1 channel, 95W)
- Intuitive use thanks to clear menu structure
- Reduced footprint thanks to stackability
- Grafical backlit LC-Display
- High performance and functionality - many connectable tools
- Automatic standby of tool thanks to integrated acceleration sensor in the tool
- Housing cover useable as storage
- OFF time, Process window, Lock function, Offset



Scope of supply	Order No.	Model	Description
	WT1N	WT1	1-Channel Power Unit, 95 W

WT1010

1-Channel Soldering Station 95 W



Order No. WT10 10 N

- Digital Soldering Station WT 1120V, 60Hz (95W) with WTP90 and WSR200
- WTP 90: The soldering iron for universal use with power response tips. Tip family XNT & THM (high mass tips)
- OFF time, Process window, Lock function, Offset
- Compatible with a large selection of soldering pencils, pre-heat plates and solder baths
- 2-in-1 WSR Safety Rest, flips between sponge and brass wool
- Stackable Units, saving space on the workbench
- RS232 protocol for Automation and Control



Scope of supply	Order No.	Model	Description
	T005 15 174 99N	WSR 200	2-in-1 safety rest with metal wool brass and sponge
	T005 29 222 99N	WTP 90	Hybrid soldering iron 90 W, 24 V with Power Response Heating Technology
	T005 44 857 99	XNT B	Soldering tip chisel, 2,4 x 0,8 mm
	WT1N	WT1	1-Channel Power Unit, 95 W



WT1011

1-Channel Power Unit, 95 W



Order No. WT10 11 N

- Digital Soldering Station WT1, 120V, 60Hz (95W) with WP65 and WSR201
- WP65 The soldering iron (65 W) power response tip for delicate and small applications. Tip family XNT
- OFF time, Process window, Lock function, Offset



Scope of supply	Order No.	Model	Description
	T005 15 175 99N	WSR 201	2-in-1 safety rest with metal wool brass and sponge
	T005 29 215 99N	WP 65	Soldering iron 65 W, 24 V with Power-Response Heating Technology
	T005 44 851 99	XNT A	Soldering tip chisel 1,6 x 0,4 mm
	WT1N	WT1	1-Channel Power Unit, 95 W

WT1012

1-Channel Soldering Station digital 95 W



Order No. WT10 12 N

- Digital Soldering Station WT 1, 120V, 60Hz (95W) with WSP80 and WSR201
- WSP 80 soldering iron for all standard soldering applications. Tip family: LT
- Front Panel Power Switch
- OFF time, Process window, Lock function, Offset



Scope of supply	Order No.	Model	Description
	T005 15 175 99N	WSR 201	2-in-1 safety rest with metal wool brass and sponge
	T005 29 161 99N	WSP 80	Soldering iron 80 W, 24 V with Silver-Line Heating Technology
	T005 44 405 99	LT B	Soldering tip, chisel, Ø 2,4 x 0,8 mm
	WSP80N	WSP80	Soldering iron 80 W, 24 V with Silver-Line Heating Technology
	WT1N	WT1	1-Channel Power Unit, 95 W



WT1013

1-Channel Soldering Station 95 W



Order No. WT10 13 N

- Digital Soldering Station WT 1, 120V, 60Hz (95W) with WP 80 and WR S201
- WP 80 soldering iron (80 W) with Silver-Line tips for all standard soldering applications. Tip family: LT
- Setback, lockout, temp. window, F/C switching, standby, auto-off time



Scope of supply	Order No.	Model	Description
	T005 15 175 99N	WSR 201	2-in-1 safety rest with metal wool brass and sponge
	T005 29 180 99N	WP 80	Soldering iron 80 W, 24 V with Silver-Line Heating Technology
	T005 44 405 99	LT B	Soldering tip, chisel, Ø 2,4 x 0,8 mm
	WT1N	WT1	1-Channel Power Unit, 95 W



WTHA1 Hot-Air station

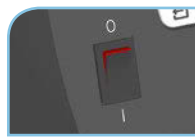
MORE THAN JUST A LOT OF HOT AIR.

One compact, easy-operating station with a smart controller. Temperature-adjustable for diverse rework applications, assuring fast, safe performance.



TECHNICAL DATA

Channels	1
Dimensions L x W x H (Inches)	8,35 x 6,77 x 4,80 Inch
Dimensions L x W x H (mm)	212 x 172 x 122 mm
Weight (approx.) in kg	1,95 kg
Voltage	120 V
Power	900 W
Protection class	I
Fuse	T 4A
Temperature range (depends on tool) °C	50 - 600
Temperature range (depends on tool) °F	100 - 1000
Temperature accuracy °C	± 30
Temperature accuracy °F	± 54
Temperature accuracy for hot air °C	± 30
Temperature accuracy for hot air °F	± 54
Equipotential bonding	✓
Interface	-
ESD-safe	✓
Max. hot air flow rate l / min (depends on tool)	50
Control accuracy	± 30°C (± 54°F)
Capacity l/min	5 - 60 l / 20°C 5 - 110 l / 300°C
Compressed air connection	-
Equipotential bonding socket	Via 3,5 mm pawl socket on front of device
Display	Graphical backlit LC-Display



Front-mounted main switch

The front-mounted main switch ensures easy access at all times.



Multi-function LCD screen

Unique LC display with a detailed overview of all functions. Adjustable background illumination. Power bar graph allows visual monitoring of the output power from the station to the hot air pencil.



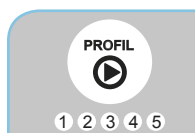
New menu button

Provides ultimate user friendly access to and navigation in the menu structure.



Stackable units

The WT1 / WT1H soldering stations can be stacked on the WTHA 1 hot air station, or on each other, saving space on the workbench.



5 Pre-sets / temperature profile

Up to 5 pre-sets are available to define volume, temperature and time settings. With the profile mode activated, the pre-sets can be run in a selected sequential order.



WTHA1

Hot Air Station 900 W

900 W
WT compatible
LOW SOUND LEVEL
56 db(A)

Order No. WTHA1N

- 900 W Hot air station for simple repair and heating tasks
- Modern and intuitive operational concept thanks to clear menu structure
- Reduced footprint thanks to stackability
- Electronically controlled temperature
- Accurate adjustment of hot air through brushless turbine
- Up to 5 pre-sets which can be automatically run in a profile
- Housing cover useable as storage
- OFF time, Process window, Lock function, Offset
- Unit includes safety rest and fixed hot air tool



Scope of supply	Order No.	Model	Description
	T005 87 687 43N	TNR 40	TNR 40 hot air round nozzle Ø 4 mm, for WTHA 1
	WTHA1N	WTHA1	Hot Air Station 900 W



WE1010 Soldering Station

THE MOST POWERFUL STATION IN ITS CLASS

With the WE Weller introduces a new digital 70 W soldering station especially designed for entry level professional soldering tasks, cable assembly and education. Its high power allows a fast heat-up and short recovery time of the iron, improving process speed, efficiency and precision during the soldering process.



TECHNICAL DATA

Channels	1
Dimensions L x W x H (Inches)	5.91 x 4.72 x 3.86
Dimensions L x W x H (mm)	150 x 120 x 98
Weight (approx.) in kg	1.4
Voltage	120 V
Power	85 W
Protection class	I
Temperature range (depends on tool) °C	100 - 450
Temperature range (depends on tool) °F	200 - 850
Temperature accuracy °C	Average tip temperature can be „offset“ to +/- 5°C at idle with no load
Temperature accuracy °F	Average tip temperature can be „offset“ to +/- 9°F at idle with no load
Temperature stability °C	± 6
Temperature stability °F	± 10
Equipotential bonding	-
Interface	✓
ESD-safe	✓
Automatic tool identification	-
Display	Digital LC Display
Equipotential bonding socket	-



Powerful, user friendly and cost-efficient

- Powerful with 70 W – gets your soldering job done faster
- Easy to handle high performance iron
- Intuitive navigation
- Low total cost of ownership



Maximum reliability and protection

- Temperature stability and temperature lock protects tips and components, affording a consistently high quality process with repeatable soldering results
- Flexible, heat resistant silicon cable
- Reinforced safety rest for secure iron storage



Power switch on the front

Convenient on/off control



Menu control buttons

Intuitive navigation of temperature, password protection, standby and auto setback modes



ET tip family

Wide range of longlife ET tips



WE1010

1-channel-soldering station with WEP 70 soldering iron and PH 70 safety rest



Order No. WE10 10 NA

- Power unit, 1 channel with soldering iron WEP 70 and safety rest PH 70
- 70 W solder iron with ergonomic handle and providing toolless tip change
- ESD safe station, iron and heat-resistant silicon cable for safe handling
- Using ET soldering tips
- Standby mode and auto setback conserves energy, protects equipment
- Password-protected to preserve settings



Scope of supply	Order No.	Model	Description
	ETA	ETA	
	T005 87 707 06	PH 70	Safety rest for WEP 70
	T005 87 707 15	WEP 70	Soldering iron, 70 W with toolless tip change, ergonomic handle and heat-resistant silicon cable
	TC205	TC205	Cleaning sponge for WEP 70 safety rest
	WE101 0N A	WE1010	1-channel-soldering station with WEP 70 soldering iron and PH 70 safety rest



Accessories	Temperature measuring	Hot air heating gun	Solder feeder	Circuit board holder	Soldering bathes	Preheating plates	Soldering tips and nozzles	Soldering iron and safety rest	Soldering Stations
-------------	-----------------------	---------------------	---------------	----------------------	------------------	-------------------	----------------------------	--------------------------------	--------------------



BGA / QFP Repair systems

HIGHEST PRECISION

Weller provides efficient coverage for the entire reworking process with its repair and rework systems: Desoldering, pad cleaning, positioning and soldering in. Thanks to state-of-the-art camera technology, even small components can be manually positioned and repaired—with the greatest precision and absolute reliability along with optimum process control.



Ion trap

An ion trap provides hot air free of charge carriers.



Hot air pencils

The powerful, ergonomic hot-air pencils enable precise and efficient work. The extensive range of nozzles for these tools make them suitable for extensive application areas.




Optimum precision

The state-of-the-art technology in Weller heat guns provides optimum precision when soldering and desoldering SMD assemblies. This take advantage of Weller's patented nozzle technology.



+
MULTIFUNCTIONAL
COMPONENT SIZES

+
EASY-TO-USE



+
COMPACT
DESIGN



Heating from above: selective and sensitive

The hot gas heater with patented nozzle system coupled with digital control electronics for temperature monitoring and regulation of the air flow rate facilitates the finely metered supply of heat to the components. A temperature sensor placed directly in the hot gas nozzle prevents thermal overload of the component and efficiently regulates the top heater, providing maximum process control.



Infra-red bottom heating

The temperature-regulated two-zone infrared bottom heater provides rapid, yet precisely controlled warm-up at homogeneous substrate temperatures.



Monitoring software

The monitoring software determines temperature profiles and facilitates definition of the optimal soldering process.



WHA 3000 Hot-Air Station

THE VERSATILE SYSTEM FOR REPAIR AND REWORK OF FINE PITCH AND BGA COMPONENTS.

Performs demanding repair tasks on circuit boards with complex fine-pitch surface mounted components. The advanced control technology coupled with user-friendly operation, guarantees precision of repair productivity and quality.



TECHNICAL DATA

Channels	1
Dimensions L x W x H (Inches)	10,63 x 9,45 x 4,02 Inch
Dimensions L x W x H (mm)	240 x 270 x 101 mm (9,44 x 10,63 x 3,97 inch)
Weight (approx.) in kg	14,0 kg
Voltage	120 V
Power	700 W
Fuse	T3, 15A
Temperature range (depends on tool) °C	50 - 550
Temperature range (depends on tool) °F	150 - 999
Temperature accuracy °C	± 30
Temperature accuracy °F	± 54
Equipotential bonding	✓
Interface	-
ESD-safe	✓
Max. hot air flow rate l/min (depends on tool)	50
Air consumption l/min	5 - 100
Vacuum	-0,6 bar
Compressed air connection	400 - 600 kPa
Display	yes
Operating modes	n.a.
Additional vacuum channel	yes



WHA3000PS

700 W

WT
compatible



Order No. WHA3 00 0PS N

- 700 watts of power allow work larger dual in line and quad pack components
- Self contained internal air and vacuum
- Set with Infrared preheating plate, circuit board holder and 0.669" x 0.925" hot air nozzle (Order no. T005875721). More versions available.
- An ion trap assures that only EDS safe hot air is directed at the component
- Memory to store up to 10 thermal profiles ensures process repeatability
- Holds circuit board up 310 x 320 mm for outstanding versatility
- IR heating plate has a total heated area of 120 x 190 mm with 3 ceramic elements for controlled, even heat.
- Set and read temperature are digitally displayed
- An external sensor can be connected to display actual temperatures at specific areas of the circuit under repair to further guarding against damage to sensitive
- Hot place can be controlled from its own independently or integrated into the control system



Soldering Stations

Soldering iron
and safety rest

Soldering tips
and nozzles

Preheating plates

Soldering baths

Circuit board holder

Solder feeder

Hot air heating gun

Temperature
measuring


Accessories



WQB 4000 Repair system

**MAXIMUM PRECISION. MAXIMUM FLEXIBILITY.
MAXIMUM USER-FRIENDLINESS.**

Weller's WQB 4000 repair and rework station combines a completely new design with state-of-the-art split optic camera technology to provide users with absolute reliability, optimum process control and enhanced ease of use. The system was engineered to bring nely tuned balance of automated technology for component pick-up and positioning with a semi-automated rework cycle.



TECHNICAL DATA

Dimensions L x W x H (Inches)	24,8 x 24,8 x 25,6 (static)
Dimensions L x W x H (mm)	692 x 580 x 680 (static)
Voltage	120 V
Power	1800 W
Protection class	1
Temperature accuracy °C	+/- 7,78
Temperature accuracy °F	±18
Air consumption l/min	60 - 100
Compressed air connection	Compressed air hose outer diamete 6 mm (0,24")
Rated output of top heating (W)	700
Bottom heating	large 1100 W (260 x 260 mm) small 400 W (120 x 120 mm) (switchable)
Flow control	infinitely 5 - 50 l/min
Noise level (distance 1 m) dB(A)	< 69
ESD-safe	✓
Space requirement/ workspace L x W x H (mm)	Dynamic: 1030 x 580 x 680
Space requirement/workspace L x W x H (Inches)	43,3 x 25,6 x 26,8
Positioning aid	yes
Optical positioning	✓
Recommended component size (mm)	4, 5 x 4, 5 - 50 x 50
Weight (approx.) in kg	40



WQB4000SOPS

BGA/SMT Rework system 2300 W

1800 W


LOW
SOUND
LEVEL

< 69 db (A)



Order No. WQB4 00 0SO PS

- 1800 W / 120 V
- BGA / SMT Rework system



Scope of supply

Order No.	Model	Description
T005 31 190 99	Thermocouple type K, Ø 0,5 mm	Thermocouple type K, Ø 0,5 mm
T005 87 137 98	Vacuum insert Ø 10 mm	Vacuum insert Ø 10 mm
T005 87 137 99	Vacuum insert Ø 4,5 mm	Vacuum insert Ø 4,5 mm
T005 87 549 70	NQ adapter	NQ adapter only for WQB 2000/3000/4000

Soldering Stations

Soldering iron and safety rest

Soldering tips and nozzles

Preheating plates

Soldering bathes

Circuit board holder

Solder feeder

Hot air heating gun

Temperature measuring

Accessories

Advanced Automation by the soldering experts

HIGHEST PRECISION. SUPERIOR RELIABILITY.
INCREASED PRODUCTIVITY. ALL FROM ONE SOURCE.

More than half a century of experience in soldering and superiority in innovation, allows us to take our customers to the next step in achieving production excellence. The new WTBR1000 Benchtop Robot represents a one-of-a-kind synergy of precision, reliability, and productivity of soldering tasks.

PRECISION





LED illuminated camera enables high-precision soldering with superior quality control




"On point" solder feeder next to the iron smoothly pulls the solder wire through the tube

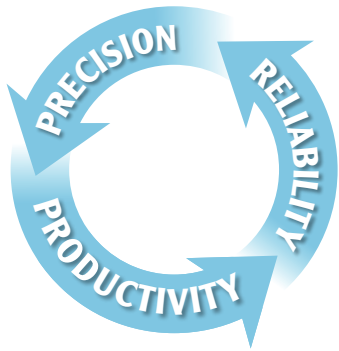


Robust, sturdy construction protects the unit from disruptive movement or vibration  

PRODUCTIVITY



Double drawer system for continuous production



WT1H soldering station: the brain behind the robot: 150 W, precise temperature control and stability.


RELIABILITY



Easy to learn and use software



Safety cover fully encloses the integrated fume extraction system, protecting the user, workpiece, and equipment



Working area allows maximum flexibility (Drawer height 100 mm)



Fully-enclosed system offers triple protection

Being a fully-enclosed system, with integrated fume extraction, the WTBR1000 Benchtop Robot allows our customers to achieve the highest level of safety: protecting the operator, the workpiece (PCB) and the machine.



Double drawer system

A double drawer system allows continuous production thereby providing much higher process throughput, improving productivity and offering flexibility.



Easy to learn and use software

Enabling operators to start using the unit comfortably and quickly.



“On point” solder feeder

The solder feeder is designed to be in close proximity to the workpiece (PCB), pulling the wire rather than pushing it through the feeder tube.



WT1H soldering station

The WTBR1000 is equipped with Weller's high performance WT Line soldering tools, ensuring consistent quality of solder joints.



Integrated cleaning tool process

Metal brushes clean soldering tips



LED illuminated camera

Enables high-precision soldering with superior quality control.



Integrated fume extraction system

Safety cover fully encloses the integrated fume extraction system, protecting the user, workpiece, and equipment.



WTBR1000 Solder Robot

ADVANCED AUTOMATION BY THE SOLDERING EXPERTS

Highest precision. Superior reliability. Increased productivity. All from one source.

The WTBR1000 represents a one-of-a-kind synergy of precision, reliability, and productivity of soldering tasks.

Based on the proven component of the Weller portfolio, the system allows continuous production and thereby providing a significantly higher process throughput, improving productivity and offering flexibility.



TECHNICAL DATA

Dimensions L x W x H (Inches)	43,3 x 35,4 x 37,4
Dimensions L x W x H (mm)	1100 x 900 x 950
Voltage	100 - 120V / 50 - 60 Hz
Two drawer working area (mm)	400 x 220 x 100 (each drawer 200 x 220 x 100)
Two Drawer working are (Inches)	15.75 x 8.66 x 3.9 (each drawer 7.9 x 8.66 x 3.9)
Two drawers (mm)	600 x 460 x 100 (each drawer 300 x 460 x 100)
Two drawers (Inches)	23.6 x 18.11 3.9 (each drawers 11.8 x 18.11 x 3.9)
Accura in μm	20
Speed	max. 200 mm/s (7.9 in/s)
Housing	Integrated
Solder wire \varnothing in mm	0,5 - 1,5
Solder wire \varnothing in Inch	0.02 - 0.06
Solder wire feeder speed	2 - 32 mm/s (0.08 - 1.25 in/s)
Soldering tool (standard)	WT 1H + HER 120
Fume extraction, incl.	Weller LL150
Weight (approx.) in kg	205
ESD-safe	✓



WTBR1000

WTBR 1000 Soldering Robot



Order No. WTBR 10 00F TLCA

- Highest soldering precision and superior reliability due to integrated Weller Technology Line soldering tools, as well as the solder feeder being in close proximity to the workpiece and an integrated LED illuminated camera
- Maximizing productivity thanks to double drawer system enabling continuous production
- Allows significant cost savings versus hand soldering
- Simple programming and data capturing
- Easy to learn and use software
- Safety cover fully encloses the integrated fume extraction system, protecting the user, workpiece, and equipment
- The robust and sturdy construction delivers precise solder joints at any time
- The fully-enclosed system provides a complete and CE-compliant solution to the customer



Scope of supply	Order No.	Model	Description
	FT-L15N	Laser Line LL 150	Laser extraction unit, 100- 240 V / 60 Hz
	T005 44 723 99	XTR A	Soldering tip with twist lock, chisel, 1,6 x 0,7 mm
	T005 44 728 99	XTR M	Soldering tip with twist lock, chisel, 3,2 x 1,2 mm
	WT1HN	WT1H	1-Channel Power Unit, 150 W

Accessories	Order No.	Model	Description
	T005 44 724 99	XTR B	Soldering tip with twist lock, chisel, 2,4 x 0,8 mm
	T005 44 725 99	XTR C	Soldering tip with twist lock, chisel, 3, 2 x 0, 8 mm
	T005 44 726 99	XTR D	Soldering tip with twist lock, chisel, 4,6 x 0,8 mm
	T005 44 727 99	XTR E	Soldering tip with twist lock, chisel, 5,9 x 1,2 mm
	T005 87 637 30N	HER 120	Heating Element 120 W for Soldering Robot Application with WT 1H/PUD 151R

Soldering Stations

Soldering iron and safety rest

Soldering tips and nozzles

Preheating plates

Soldering baths

Circuit board holder

Solder feeder

Hot air heating gun

Temperature measuring

Accessories



Soldering iron and Safety rests

THE PERFECT DUO FOR ALL SOLDERING APPLICATIONS

Weller soldering irons and safety rests are perfectly matched to guarantee optimum performance of the tools. The safe option for putting down the soldering iron protects against damage and increases the service life of the tools.

The Stop + Go safety rests and integrated sensors in the soldering irons provide for high energy savings. Weller soldering irons and safety rests—the perfect duo for optimum soldering results in the modern manufacturing industry and its diverse requirements.



 **PERFECT
SOLDER JOINTS**



Versatile

The ergonomic design and outstanding performance capacity of Weller soldering irons makes them versatile and able to be used for everything from the smallest soldering points to work with high heat requirements.



Precise

Weller soldering irons provide the highest precision with the shortest warm-up time.



Active-tip technology



Jobs with high heat requirements which standard tools cannot handle, for example micro soldering work under a microscope.

Silver-line technology



For universal applications in which tip prices play a big role: LT tips are the most cost-effective in the whole product line

Response technology



Soldering SMD components for small solder pads with increased heat demand.



Soldering SMD components for small solder pads with increased heat requirements.



Efficient

Quick and easy tip change without any extra tools.

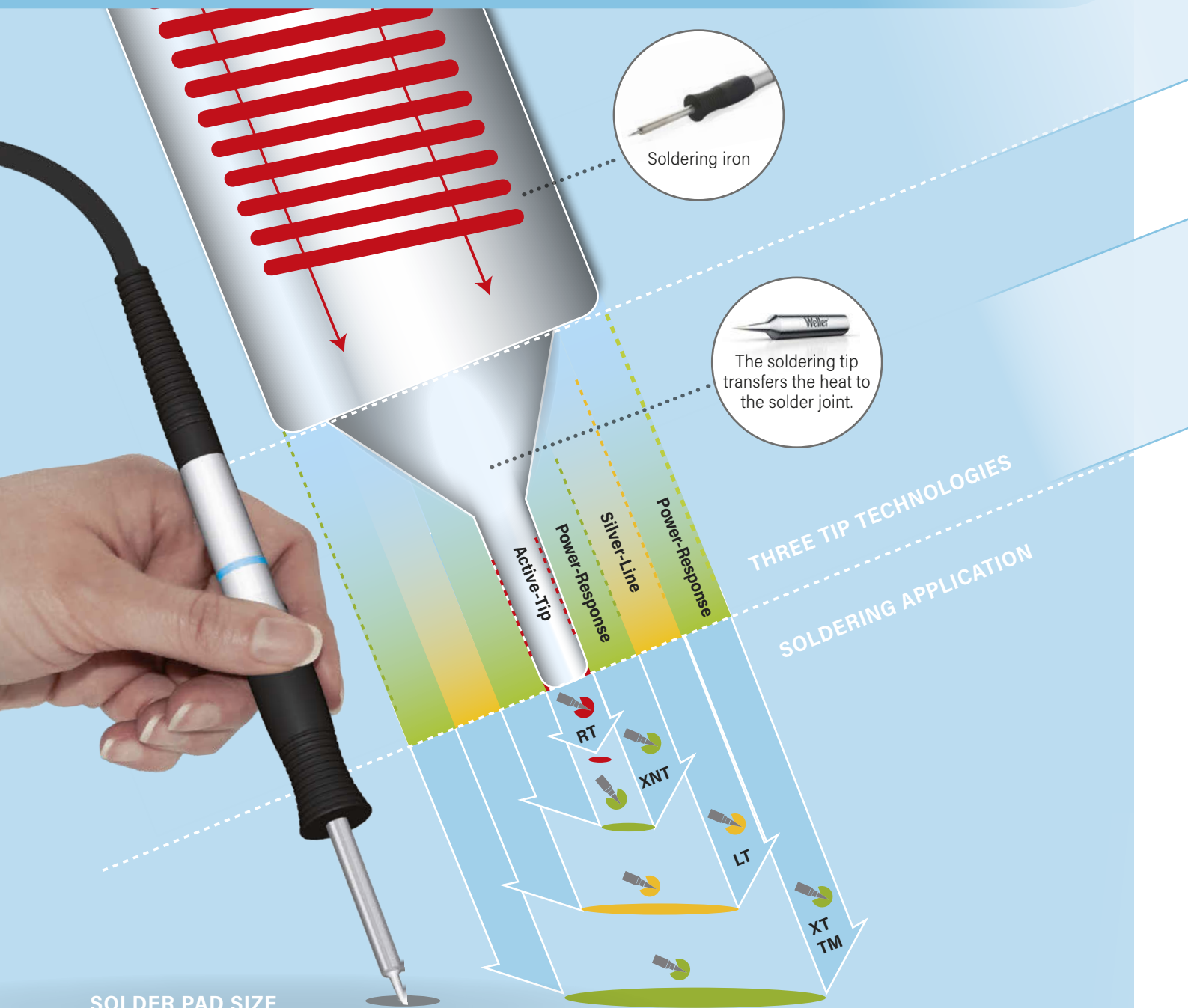


2-in-1 WSR safety rest

The soldering iron holder can be rotated 180°. The user can choose between wet and dry tip cleaning.

Weller HEATING TECHNOLOGIES

CONCENTRATED POWER AT THE TIP.



SOLDER PAD SIZE

3 STEPS TO THE PERFECT TOOL!



Weller
#toolselector



Find the right iron on the web:
[Weller toolselector](#)



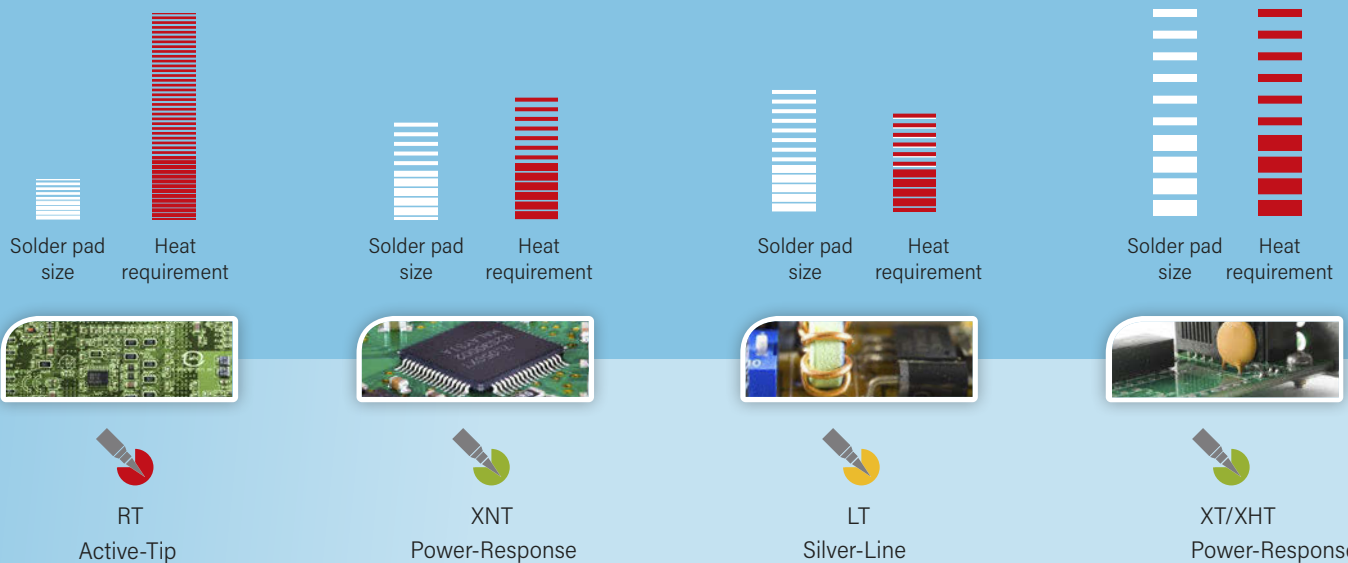
DO I HAVE THE RIGHT TOOL FOR MY APPLICATION?

Weller
#applicationfinder



Find the right technology on the web:
[Weller Application Finder](#)

Weller® TECHNOLOGY OVERVIEW





Soldering Irons

WX LINE

WXP 65 Set



Soldering iron 65 W, 24 V with safety rest

65 W
WX compatible
TRACEability qualified
Power Response

XNT

Order No. T005 29 212 99N

- Intelligent soldering Iron 65 W, 24 V
- For small and medium components with average energy demand
- For fine solder jobs with WX stations
- Parameter memory such as standby temperatures, automatic switch-off time
- Reduces total costs of ownership due to motion sensor
- Fast recovery time
- Interchangeable XNT soldering tips at low cost prices
- Power Response heating technology with improved sensor position
- Fast reaction time



Scope of supply	Order No.	Model	Description
	T005 15 121 99N	WDH 10	Safety rest with dry cleaner
	T005 29 211 99N	WXP 65	Soldering iron 65 W, 24 V with Power-Response Heating Technology
	T005 44 851 99	XNT A	Soldering tip chisel 1,6 x 0,4 mm

Accessories	Order No.	Model	Description
	T005 87 657 58N	Barrel for WP 65 and WXP 65	Barrel for WP 65 and WXP 65
	T005 87 657 67N	Barrel for bent for WXP 65 and WP 65	Barrel for bent for WXP 65 and WP 65



WXP 80 Set

Soldering iron 80 W, 24 V with Silver-Line Heating Technology

80 W
WX compatible
TRACEability qualified
Silver Line
LT

Order No. T005 29 209 99N

- 80 W, 24V
- For medium components with high energy demand
- For universal soldering jobs with WX stations
- Parameter memory such as standby temperatures, automatic switch-off time
- Visual process control through LED signal function
- Extensive range of LT soldering tips
- Silver-Line heating technology
- Fast heating up



Scope of supply	Order No.	Model	Description
	T005 15 121 99N	WDH 10	Safety rest with dry cleaner
	T005 29 208 99N	WXP 80	Soldering iron 80 W, 24 V with Silver-Line Heating Technology
	T005 44 405 99	LT B	Soldering tip, chisel, Ø 2,4 x 0,8 mm

Soldering Stations

Soldering iron and safety rest

Soldering tips and nozzles

Preheating plates

Soldering baths

Circuit board holder

Solder feeder

Hot air heating gun

Temperature measuring

Accessories



WXP 90 Set

Hybrid soldering iron WXP 90 with safety rest

90 W
WX compatible
TRACEability qualified
Power Response

XNT

Order No. T005 29 225 99N

- Intelligent hybrid soldering iron 90 W, 24 V
- For small and medium components with high energy demand
- For challenging solder jobs with WX stations
- Parameter memory such as standby temperatures, automatic switch-off time
- Reduces total costs of ownership due to motion sensor
- Visual process control through LED signal function
- Interchangeable heating element including XNT soldering tip provides flexibility
- Interchangeable XNT soldering tips at low cost prices
- Power Response heating technology with improved sensor position
- Fast heating up



Scope of supply	Order No.	Model	Description
	T005 15 171 99N	WDH 51	Safety rest with dry cleaner for WXMP Micro soldering iron
	T005 29 224 99N	WXP 90	Hybrid soldering iron 90 W, 24 V with Power Response Heating Technology
	T005 44 851 99	XNT A	Soldering tip chisel 1,6 x 0,4 mm
	T005 87 687 26N	Tip Changing Tool for WTP/WXP 90 soldering tips	Tip Changing Tool for changing straight XNT series tips on WTP/WXP 90 iron

Accessories	Order No.	Model	Description
	T005 29 185 99N	FE Attachment with tube Ø 4, 5 mm	FE Attachment with tube, Ø 4,5 mm, for WP 80, WSP 80, WMP, WMRP/WXMP, MLR 80 soldering irons
	T005 87 687 24N	Barrel for XNT tips for WTP/WXP 90	Barrel for XNT tips for WTP/WXP 90
	T005 87 687 25N	Heating Element WTP/WXP 90	Heating Element WTP/WXP 90
	T005 87 687 65	Barrel for bent XNT tips for WTP/WXP 90	Barrel for bent XNT tips for WTP/WXP 90
	T005 87 687 79	XH Spring Barrel	Barrel for WTP90/WXP90 XH Tips



WXP 120 Set



Soldering iron Set WXP 120 with safety rest

120 W
WX compatible
TRACEability qualified
Power Response

Order No. T005 29 202 99N

- Intelligent soldering iron 120 W, 24 V
- For small and large components (High Mass) with high energy demand
- Allrounder for WX stations
- Parameter memory such as standby temperatures, automatic switch-off time
- Reduces total costs of ownership due to motion sensor
- Visual process control through LED signal function
- Interchangeable XT soldering tips at low cost prices
- Power Response heating technology with improved sensor position
- Fast reaction time



Scope of supply	Order No.	Model	Description
	T005 15 121 99N	WDH 10	Safety rest with dry cleaner
	T005 29 201 99N	WXP 120	Soldering iron 120 W, 24 V with Power-Response Heating Technology
	T005 44 704 99	XT B	Soldering tip chisel Ø 2,4 mm

Accessories	Order No.	Model	Description
	T005 29 214 99N	FE Attachment with tube WXP 65, WXP 120	FE Attachment with tube Ø 6, 5 mm for WXP 65/WP 65 and WXP 120/WP 120 soldering irons
	T005 87 657 11N	Barrel WXP 120	Barrel for WXP 120
	T005 87 657 66N	Barrel for bent WXP 120	Barrel for bent for WXP 120

Soldering Stations

Soldering iron and safety rest

Soldering tips and nozzles

Preheating plates

Soldering baths

Circuit board holder

Solder feeder

Hot air heating gun

Temperature measuring

Accessories



WXP 120 Solar



Soldering iron WXP 120 with 2,5 m connection cable, without safety rest

120 W
WX compatible
TRACEability Weller qualified
Power Response

XT
Warning icon



Order No. T005 29 210 99N

- Allrounder with 120 W, 24 V for WX stations
- For small and large soldering jobs with high temperature demand
- Interchangeable soldering tips at low prices
- Maximum heat transfer
- Heater with improved sensor position
- Fast reaction time
- 2.5m cable

Scope of supply	Order No.	Model	Description
	T005 29 201 99N	WXP 120	Soldering iron 120 W, 24 V with Power-Response Heating Technology
	T005 44 730 99	XT DDH45	Soldering tip, sloped 45°, Ø 4 mm

Accessories	Order No.	Model	Description
	T005 87 657 11N	Barrel WXP 120	Barrel for WXP 120
	T005 87 657 66N	Barrel for bent WXP 120	Barrel for bent for WXP 120



WXP 200 Set



Soldering iron WXP 200 with safety rest

200 W
WX compatible
TRACEability qualified
Power Response

XHT

Order No. T005 29 206 99N

- Intelligent soldering iron 200 W, 24 V
- For very large components (Shielding) with high/ medium energy demand
- Most efficient soldering iron for WX stations
- Parameter memory such as standby temperatures, automatic switch-off time
- Reduces total costs of ownership due to motion sensor
- Visual process control through LED signal function
- Interchangeable XHT soldering tips at low cost prices
- Power Response heating technology with improved sensor position
- Fast reaction time



Scope of supply	Order No.	Model	Description
	T005 15 158 99N	WDH 31	Safety rest with dry cleaner for WP 200 and WXP 200 soldering iron
	T005 29 205 99N	WXP 200	Soldering iron 200 W, 24 V with Power-Response Heating Technology
	T005 44 801 99	XHT D	Soldering tip, chisel, 5,0 x 1,2 mm

Accessories	Order No.	Model	Description
	T005 87 637 25N	Barrel WP/WXP 200	Barrel for WP 200 and WXP 200

Soldering Stations

Soldering iron and safety rest

Soldering tips and nozzles

Preheating plates

Soldering baths

Circuit board holder

Solder feeder

Hot air heating gun

Temperature measuring

Accessories



WXPP Set

Pico Soldering Iron WXPP with safety rest

40 W
WX compatible
TRACEability qualified
Active Tip
RTP

Order No. T005 29 227 99

- Intelligent Pico soldering iron 40 W, 12 V
- For very small components
- For miniature works under a microscope
- For WX station
- Parameter memory such as standby temperatures, automatic switch-off time
- Reduces total costs of ownership due to motion sensor
- RTP solder tips can be changed quickly and easily
- Active Tip (Cartridge)-System allows exchange of soldering tip despite a hot soldering iron
- Extremely short heating time



Picture similar

Scope of supply	Order No.	Model	Description
	T005 01 041 99	RTP 004 S	RT Pico tip, chisel Ø 0.4 mm × 0.2 mm
	T005 15 182 99	WSR 208	2-in-1 safety rest with metal wool brass and sponge
	T005 29 226 99	WXPP	Pico soldering iron WXPP 40 W, 12 V (hand piece without tips) for Active-Tip Heating Technology



WXPP MS Set

Pico Soldering Iron WXPP MS with safety rest



Order No. T005 29 229 99

- Intelligent Pico soldering iron 40 W, 12 V
- Military Standard (MIL-SPEC)
- For very small components
- For miniature works under a microscope
- For WX station
- Parameter memory such as standby temperatures, automatic switch-off time
- Reduces total costs of ownership due to motion sensor
- RTP MS solder tips can be changed quickly and easily
- Active Tip (Cartridge)-System allows exchange of soldering tip despite a hot soldering iron
- Extremely short heating time



Picture similar

Scope of supply	Order No.	Model	Description
	T005 01 023 99	RTP 004 S MS	RT Pico tip, chisel Ø 0.4 x 0.2 mm, MIL-SPEC
	T005 15 182 99	WSR 208	2-in-1 safety rest with metal wool brass and sponge
	T005 29 228 99	WXPP MS	Pico soldering iron WXPP MS 40 W, 12 V (hand piece without tips) for Active-Tip Heating Technology

Soldering Stations

Soldering iron and safety rest

Soldering tips and nozzles

Preheating plates

Soldering baths

Circuit board holder

Solder feeder

Hot air heating gun

Temperature measuring

Accessories



WXMP Set

Micro soldering iron WXMP with safety rest

40 W (55 W RT 11)
WX compatible
TRACEability qualified
Active Tip

RTM

Order No. T005 29 204 99N

- Micro Soldering Pencil with 40 W, 12 V for WX Stations
- For microscope work
- Soldering tip can be exchanged quickly and easily
- Excellent reaction time
- Extremely short heating time
- Includes WDH51 tool stand and RTW3-MS tip



Scope of supply	Order No.	Model	Description
	T005 15 171 99N	WDH 51	Safety rest with dry cleaner for WXMP Micro soldering iron
	T005 29 203 99N	WXMP	Micro soldering iron WXMP 40 W, 12 V (hand piece without tips) with Active-Tip Heating Technology
	T005 44 603 99N	RTM 013 S	RT Micro Standard soldering tip, chisel Ø 1,3 x 0,4 mm



WXMP MS Set

Micro soldering iron WXMP MS with safety rest

40 W (55 W RT 11MS)
WX compatible
TRACEability qualified
Active Tip

RTM

Order No. T005 29 217 99N

- Military Standard
- For microscope work
- Soldering tips can be exchanged quickly and easily
- Excellent heat transfer and sensors
- Extremely short heating time
- Excellent reaction time
- RT solder tips can be changed quickly and easily



Scope of supply	Order No.	Model	Description
	T005 15 171 99N	WDH 51	Safety rest with dry cleaner for WXMP Micro soldering iron
	T005 29 213 99N	WXMP MS	Micro soldering iron WXMP MS 40 W, 12 V (hand piece without tips) with Active-Tip Heating Technology
	T005 44 616 99N	RTM 013 S MS	RT Micro Soldering tip, chisel Ø 1,3 x 0,4 mm, MIL-SPEC

Soldering Stations

Soldering iron and safety rest

Soldering tips and nozzles

Preheating plates

Soldering baths

Circuit board holder

Solder feeder

Hot air heating gun

Temperature measuring

Accessories



WXUP MS Set

Ultra soldering iron WXUP MS with safety rest

150 W
WX compatible
TRACEability qualified
Active Tip
RTU



Order No. T005 29 231 99

- Intelligent Ultra soldering iron 150 W, 24 V
- Military Standard (MIL-SPEC)
- For very big components with high energy demand
- For WX station
- Parameter memory such as standby temperatures, automatic switch-off time
- Reduces total costs of ownership due to motion sensor
- RTU MS solder tips can be changed quickly and easily
- Active Tip (Cartridge)-System allows exchange of soldering tip despite a hot soldering iron
- Extremely short heating time



Scope of supply	Order No.	Model	Description
	T005 01 060 99	RTU 032 S MS	RT Ultra Soldering tip, chisel short Ø 3.2 × 0.8 mm, MIL-SPEC
	T005 15 179 99	WSR205	2-in-1 safety rest with metal wool brass and sponge
	T005 29 230 99	WXUP MS	Ultra soldering iron WXUP MS 150 W, 24 V (handle without tips) for Active-Tip Heating Technology



WXMT Set



Micro desoldering tweezers WXMT with safety rest

80 W (2 x 40 W)
WX compatible
TRACEability qualified
Active Tip

RTW
⚠️

Order No. T005 13 178 99N

- Intelligent Micro desoldering tweezers 2 x 40 W, 12 V
- For soldering and desoldering of SMD components with high energy demand
- Slim tweezers for excellent de-/soldering works, tweezer is compatible with all WX Stations.
- Parameter memory such as standby temperatures, automatic switch-off time
- Reduces total costs of ownership due to motion sensor
- RTW solder tips can be changed quickly and easily
- Active Tip (Cartridge)-System allows exchange of soldering tip despite a hot soldering iron
- Extremely short heating time
- Standby function
- Excellent reaction time



Scope of supply	Order No.	Model	Description
	T005 13 177 99N	WXMT	Micro desoldering tweezers 2 x 40 W, 12 V (hand piece without tips) with Active-Tip Heating Technology
	T005 15 169 99N	WDH 60	Safety rest with dry cleaner for WXMT Micro desoldering tweezers
	T005 44 652 99N	RTW 2 45°	Soldering tip set 0,7 x 0,4 mm, 45°

Soldering Stations

Soldering iron and safety rest

Soldering tips and nozzles

Preheating plates

Soldering baths

Circuit board holder

Solder feeder

Hot air heating gun

Temperature measuring

Accessories



WXMT MS Set



Micro desoldering tweezers 2 x 40 W, 12 V with Active-Tip Heating Technology.

80 W (2 x 40 W)
WX
compatible
TRACEability
qualified
Active Tip

RTW

Order No. T005 13 203 99N

- Intelligent Micro desoldering tweezers 2 x 40 W, 12 V
- Military Standard (MS)
- RTW Soldering tips grounded separately
- For soldering and desoldering of SMD components with high energy demand
- Slim tweezers for excellent De-/soldering works, tweezer is compatible with all WX Stations.
- Parameter memory such as standby temperatures, automatic switch-off time
- Reduces total costs of ownership due to motion sensor
- ESD safe to protect sensitive components
- Active Tip (Cartridge)-System allows fast and save exchange of soldering tip despite a hot soldering iron



Scope of supply	Order No.	Model	Description
	T005 13 179 99N	WXMT MS	Micro desoldering tweezers 2 x 40 W, 12 V (hand piece without tips) with Active-Tip Heating Technology
	T005 15 169 99N	WDH 60	Safety rest with dry cleaner for WXMT Micro desoldering tweezers
	T005 44 652 99N	RTW 2 45°	Soldering tip set 0,7 x 0,4 mm, 45°



Desoldering Irons

WX LINE

WXDP 120

Desoldering iron 120 W, 24 V



Order No. T005 13 201 99N

- Rework conductive irons WXDP
- Ideal for professional rework applications of the latest electronic components
- Soldering and desoldering parameters can be saved easily on the iron
- Heats up within 35 sec. only with stand-by function



Scope of supply	Order No.	Model	Description
	T005 13 250 99	XDS 1	Desoldering nozzle Inside Ø 1, 4 mm, Outside Ø 2, 5 mm, Nozzle length 10, 5 mm

Accessories	Order No.	Model	Description
	T005 87 657 73N	Maintenance set for WXDP/DSX 120	Maintenance set for WXDP 120 and DSX 120
	T005 87 658 01N	PDN	PDN Pliers for changing nozzles.



WXDV 120 Set



Desoldering iron set for vertical applications, with safety rest



Order No. T005 13 205 99N

- 120 W, 24 V
- Temperature range 200 °F - 850 °F
- Heat-up time ca. 35 sec. (200 °F - 660 °F)
- Setback capable
- Blue LED indication light
- Integrated tin collector
- Internal parameter storage (Zero Tolerance)

Scope of supply	Order No.	Model	Description
	T005 13 204 99N	WXDV 120	Desoldering iron 120 W, 24 V
	T005 13 252 99	XDS 3	Desoldering nozzle, Inside Ø 1,0 mm, Outside Ø 2,3 mm, Nozzle length 10,5 mm
	T005 13 254 99	XDS 5	Desoldering nozzle, Inside Ø 1,8 mm, Outside Ø 3,3 mm, Nozzle length 10,5 mm
	T005 15 153 99N	WDH 40	Safety rest with dry cleaner for DXV 80 and WXDV 120 desoldering iron
	T005 87 418 19	0058741819	Filter cartridge for WXDV 120 (5 pieces)
	T005 87 657 72	Conus cleaner for WXDP/WXDV 120 & DSX 120	Conus cleaner for WXDP 120 / WXDV 120 / DSX 120
	T005 87 657 73N	Maintenance set for WXDP/DSX 120	Maintenance set for WXDP 120 and DSX 120
	T005 87 658 01N	PDN	PDN Pliers for changing nozzles.



Hot Air Irons

WX LINE

WXHAP 200 Set



Hot air soldering iron set with safety rest



Order No. T005 27 120 99N

- 200 W, 24 V
- Temperature range 50°C to 550°C
- Blue LED light
- Internal Parameter storage (zero tolerance)
- Hot air flow ionic free



Scope of supply	Order No.	Model	Description
	T005 15 152 99N	WDH 30	Safety rest with dry cleaner
	T005 27 119 99N	WXHAP 200	Hot air iron 200 W, 24 V with hot air nozzle R 06 round Ø 3.0 mm
	T005 87 278 21	R04	R 04 Hot Air Nozzle Round, Ø 1,2 mm, for HAP 1 and HAP 200
	T005 87 278 22	R06	R06 Round Nozzle for HAP 1 and HAP 200, Ø 3.0 mm

Soldering Stations

Soldering iron and safety rest

Soldering tips and nozzles

Preheating plates

Soldering baths

Circuit board holder

Solder feeder

Hot air heating gun

Temperature measuring

Accessories



Soldering Iron

WT LINE

WP 65 Set



Set Soldering iron WP 65 with safety rest

65 W
WT compatible
Power Response
XNT

Order No. T005 29 216 99N

- Soldering Iron 65 W, 24 V
- For small and medium components with average energy demand
- For fine solder jobs with WT stations and WR rework stations
- Interchangeable XNT soldering tips at low cost prices
- Power Response heating technology with improved sensor position
- Fast reaction time



Scope of supply	Order No.	Model	Description
	T005 15 121 99N	WDH 10	Safety rest with dry cleaner
	T005 29 215 99N	WP 65	Soldering iron 65 W, 24 V with Power-Response Heating Technology
	T005 44 851 99	XNT A	Soldering tip chisel 1,6 x 0,4 mm

Accessories	Order No.	Model	Description
	T005 87 657 58N	Barrel for WP 65 and WXP 65	Barrel for WP 65 and WXP 65
	T005 87 657 67N	Barrel for bent for WXP 65 and WP 65	Barrel for bent for WXP 65 and WP 65



WP 80 Set



Soldering iron WP 80 with safety rest



Order No. T005 29 181 99N

- Soldering Iron 80 W, 24 V with Tip-to-Grip position
- For medium components with high energy demand
- For universal soldering jobs with WT stations and WR rework stations
- Extensive range of LT soldering tips
- Silver-Line heating technology



Scope of supply	Order No.	Model	Description
	T005 15 121 99N	WDH 10	Safety rest with dry cleaner
	T005 29 180 99N	WP 80	Soldering iron 80 W, 24 V with Silver-Line Heating Technology
	T005 44 405 99	LT B	Soldering tip, chisel, Ø 2,4 x 0,8 mm

Accessories	Order No.	Model	Description
	T005 87 448 45N	Barrel short for WP 80, spare part	Barrel short (40 mm) for WP 80, spare part, (standard for WP 80)
	T005 87 448 46N	Barrel long for WP 80, spare part	Barrel long (55 mm) for WP 80, spare part



WP 120 Set



Soldering iron WP 120 with safety rest

120 W
WT compatible
Power Response
XT



Order No. T005 29 194 99N

- Soldering Iron 120 W, 24 V
- For small and large components (High Mass) with high energy demand
- Allrounder for WT stations and WR rework stations
- Interchangeable XT soldering tips at low cost prices
- Power Response heating technology with improved sensor position
- Fast reaction time



Scope of supply	Order No.	Model	Description
	T005 15 161 99N	WDH 10T	Safety rest with Stop+Go function and dry cleaner for WP 65, WP 80 and WP 120 soldering iron
	T005 29 193 99N	WP 120	Soldering iron 120 W, 24 V with Power-Response Heating Technology
	T005 44 704 99	XT B	Soldering tip chisel Ø 2,4 mm

Accessories	Order No.	Model	Description
	T005 87 637 09N	Barrel for WP 120	Barrel for WP 120
	T005 87 658 02N	Barrel for bent for WP 120	Barrel for bent for WP 120



WSP80

Soldering iron 80 W, 24 V with Silver-Line Heating Technology

80 W

WT
compatible

Silver Line



LT



Order No. WSP8 0N

- Soldering Iron 80 W, 24 V with knurled nut for fast tip exchange
- For medium components with high energy demand
- For universal soldering jobs with WT stations and WR rework stations
- Extensive range of LT soldering tips
- Silver-Line heating technology

Scope of supply	Order No.	Model	Description
		LTB	

Accessories	Order No.	Model	Description
	T005 29 186 99N	FE Attachment WSP 80, WP 80, WMP	FE Attachment with tube, Ø 6,5 mm for WMP, WSP 80, WP 80, MLR 21, WP 120
	T005 87 447 10N	Barrel for WSP 80 spare part	Barrel for WSP 80 spare part
	T005 87 448 47N	Barrel for Soldering Irons WSP 80	Barrel for Soldering Irons WSP 80, WP 80IG and WP 120IG

Soldering Stations

Soldering iron and safety rest

Soldering tips and nozzles

Preheating plates

Soldering bathes

Circuit board holder

Solder feeder

Hot air heating gun

Temperature measuring

Accessories



WSP 150 Set



Soldering iron WSP 150 with safety rest

150 W **WT** compatible **Silver Line** **LTH**

Order No. T005 29 189 99N

- Industrial Duty 150 W Soldering Pencil
- Ideal for applications with a high temperature demand
- Compatible with WT Line series power units
- Comes with LTHF tip
- ESD Safe
- Includes WDH30 tool stand



Scope of supply	Order No.	Model	Description
	T005 15 152 99N	WDH 30	Safety rest with dry cleaner
	T005 29 170 99N	WSP 150	Soldering iron 150 W, 24 V with Silver-Line Heating Technology
	T005 44 450 99	LHT F	Soldering Tip Chisel 9,3 x 1,8 mm

Accessories	Order No.	Model	Description
	T005 87 447 95	Tip Nut	Tip Nut for WSP 150



WTP 90 Set

Hybrid soldering iron WTP 90 with safety rest

90 W **WT** compatible **Power Response**  **XNT** 

Order No. T005 29 223 99N

- Hybrid soldering iron 90 W, 24 V
- For small and medium components with high energy demand
- For challenging solder jobs with WT stations and WR rework stations
- Reduces total costs of ownership due to motion sensor
- Interchangeable heating element including XNT soldering tip provides flexibility
- Interchangeable XNT soldering tips at low cost prices
- Power Response heating technology with improved sensor position
- Fast heating up



Scope of supply	Order No.	Model	Description
	T005 15 174 99N	WSR 200	2-in-1 safety rest with metal wool brass and sponge
	T005 29 222 99N	WTP 90	Hybrid soldering iron 90 W, 24 V with Power Response Heating Technology
	T005 44 851 99	XNT A	Soldering tip chisel 1,6 x 0,4 mm
	T005 87 687 26N	Tip Changing Tool for WTP/WXP 90 soldering tips	Tip Changing Tool for changing straight XNT series tips on WTP/WXP 90 iron

Accessories	Order No.	Model	Description
	T005 87 687 24N	Barrel for XNT tips for WTP/WXP 90	Barrel for XNT tips for WTP/WXP 90
	T005 87 687 25N	Heating Element WTP/WXP 90	Heating Element WTP/WXP 90
	T005 87 687 65	Barrel for bent XNT tips for WTP/WXP 90	Barrel for bent XNT tips for WTP/WXP 90

Soldering Stations

Soldering iron and safety rest

Soldering tips and nozzles

Preheating plates

Soldering baths

Circuit board holder

Solder feeder

Hot air heating gun

Temperature measuring

Accessories



WMRP Set



Micro soldering iron WMRP with safety rest

40 W (55 W_{RT 11})
WT compatible
Active Tip
RTM


Order No. T005 29 190 99N

- WMRP 55 Watt (Max.) micro soldering pencil with RT3 tip and WDH50 safety rest
- Compatible with WD1M / WD2M series soldering stations and WR3M / WR3ME series rework stations
- Made of aluminum with chrome plating and weighs just 75g
- The "tip to grip" distance is just 45 mm, placing you close to the work
- The pencil powers down when placed in the tool holder to extend tip life
- Compatible with WDH 50 safety rest (order no. 0051515699)
- ESD safe to protect sensitive components



Scope of supply	Order No.	Model	Description
	T005 15 156 99N	WDH 50	WDH 50 Safety Rest with Stop+Go Function for WMRP Micro Soldering Pencil with FE-attachment
	T005 29 171 99N	WMRP	Micro soldering iron WMRP 40 W, 12 V (hand piece without tips) with Active-Tip Heating Technology
	T005 44 603 99N	RTM 013 S	RT Micro Standard soldering tip, chisel Ø 1,3 x 0,4 mm

Accessories	Order No.	Model	Description
	T005 29 185 99N	FE Attachment with tube Ø 4, 5 mm	FE Attachment with tube, Ø 4,5 mm, for WP 80, WSP 80, WMP, WMRP/WXMP, MLR 80 soldering irons
	T005 87 518 16N	WMRH	Holder for RT Tips



WMRP MS



Micro soldering iron WMRP MS 40 W, 12 V (hand piece without tips) with Active-Tip Heating Technology

40 W (55 W RT 11MS)**Active Tip****RTM**

Order No. T005 29 192 99N

- WMRP-MS 55 Watt (Max.) micro soldering pencil (handpiece only)
- Compatible with WD1M / WD2M series soldering stations and WR3M / WR3ME series rework stations
- Made of aluminum with chrome plating and weighs just 75g
- The "tip to grip" distance is just 45 mm, placing you close to the work
- The pencil powers down when placed in the tool holder to extend tip life
- Compatible with WDH 50 safety rest (order no. 0051515699)
- MIL-Spec approved
- ESD safe to protect sensitive components
- MS handles and MS soldering tips have to be used together. MS soldering tips are for use with MS handles only.



Scope of supply	Order No.	Model	Description
	T005 29 192 99N	WMRP MS	Micro soldering iron WMRP MS 40 W, 12 V (hand piece without tips) with Active-Tip Heating Technology

Accessories	Order No.	Model	Description
	T005 15 156 99N	WDH 50	WDH 50 Safety Rest with Stop+Go Function for WMRP Micro Soldering Pencil with FE-attachment
	T005 44 616 99N	RTM 013 S MS	RT Micro Soldering tip, chisel Ø 1,3 x 0,4 mm, MIL-SPEC

Soldering Stations

Soldering iron and safety rest

Soldering tips and nozzles

Preheating plates

Soldering baths

Circuit board holder

Solder feeder

Hot air heating gun

Temperature measuring

Accessories



WMRT Set



Micro desoldering tweezers WMRT with safety rest

80 W (2 x 40 W) **WT compatible** **Active Tip**  **RTW** 

Order No. T005 13 173 99N

- Micro desoldering tweezers 2 x 40 W, 12 V
- For soldering and desoldering of SMD components with high energy demand
- Slim tweezers for excellent De-/soldering, compatible with the rework station WR 3M and WT 2M soldering station
- RTW solder tips can be changed quickly and easily
- Active Tip (Cartridge)-System allows exchange of soldering tip despite a hot soldering iron
- Extremely short heating time
- Standby function
- Extremely quick heating time (100°/sec)
- Energy saving standby and auto off functions
- ESD Safe



Scope of supply	Order No.	Model	Description
	T005 13 174 99N	WMRT	Micro desoldering tweezers 2 x 40 W, 12 V (hand piece without tips) for Active-Tip Heating Technology
	T005 15 146 99N	WMRTH	Safety Rest with Stop + Go function for WMRT
	T005 44 652 99N	RTW 2 45°	Soldering tip set 0,7 x 0,4 mm, 45°



WMRT MS

Micro desoldering tweezers WMRT MS, without safety rest

80 W (2 x 40 W)



Active Tip



RTW



Order No. T005 13 175 99N

- Micro desoldering tweezers WMRT-MS handle only, no tip - 12 V / 80 W (2 x 40 W)
- Compatible with WMRTH safety rest
- MS handles and MS soldering tips have to be used together. MS soldering tips are for use with MS handles only.
- RTW-MS series tweezers use RTW-MS series tip cartridges
- Ideal for soldering and desoldering of very small SMD components
- Quick tip exchange
- Extremely quick heating time (100°/sec)
- Energy saving standby and auto off functions
- ESD Safe



Scope of supply	Order No.	Model	Description
	T005 13 175 99N	WMRT MS	Micro desoldering tweezers WMRT MS, without safety rest

Accessories	Order No.	Model	Description
	T005 15 146 99N	WMRTH	Safety Rest with Stop + Go function for WMRT
	T005 44 657 99N	RTW 2MS 45°	Soldering tip set, chisel, 0,7 x 0,4 mm, 45°

Soldering Stations

Soldering iron and safety rest

Soldering tips and nozzles

Preheating plates

Soldering baths

Circuit board holder

Solder feeder

Hot air heating gun

Temperature measuring

Accessories



WTA 50 Set



Soldering tweezer set with safety rest

50 W (2 x 25 W)

WT compatible

Silver Line



WTA



Order No. T005 33 133 99N

- Heated Desoldering Tweezers with 2 x 25 W, 24 V for WT stations
- Dual heating elements at protective low voltage
- Temperature sensors at both elements
- For WTA soldering tips



Scope of supply	Order No.	Model	Description
	T005 13 171 99N	WTA 50	Tweezers 2 x 25 W, 24 V
	T005 15 042 99N	AK 51	Safety rest for WTA 50 desoldering tweezers
	T005 44 141 99	WTA 1	Tip Set Bent 45°
Accessories	Order No.	Model	Description
	T005 13 176 99	WTAS 50 Align device	Align device for WTA tips



Desoldering Iron

WT LINE

DSX 80 Set

Desoldering iron set for horizontal applications



Order No. T005 13 183 99N

- Desoldering Pencil with 80 W, 24 V for WT stations
- For electronics rework
- Electronically temperature controlled
- Micro finger switch controls quick start, fast-action vacuum pump
- For DX soldering tips



Scope of supply	Order No.	Model	Description
	T005 13 142 99	DX 112	DX 112 Desoldering Nozzle with Threadless Fixture System for DSX 80 and DXV 80
	T005 13 143 99	DX 113	DX 113 Desoldering Nozzle with Threadless Fixture System for DSX 80
	T005 13 190 99N	DSX 80	Desoldering iron 80 W, 24 V
	T005 13 500 99N	Maintenance set DSX 80 / DXV 80	Maintenance set for DSX 80 and DXV 80
	T005 13 603 99N	Gasket for glass tube	Gasket for glass tube (10 pcs.)
	T005 15 152 99N	WDH 30	Safety rest with dry cleaner

Accessories	Order No.	Model	Description
	T005 13 125 99N	FE attachment set	FE Attachment for DS 22, DS 80 and DSX 80 desoldering irons
	T005 13 153 99	Measuring nozzle	DX Measuring Nozzle
	T005 13 604 99	Filter for glass tube (10)	Filter for glass tube Ø 16,2
	T005 13 790 99N	DX Desoldering nozzles set	Desoldering Nozzle Set DX110 - DX115 for DSX 80 und DXV 80
	T005 13 824 99	Metal Wool	Metal Wool for WDC Dry Cleaner (T0051512499), Replacement (2 Pieces)
	T005 15 124 99N	WDC Dry Cleaner	Dry cleaner for soldering tips with brass cleaning wool
	T005 87 067 94N	Conus cleaner	Conus cleaner for DSX 80 / DXV 80



DSX 120



Desoldering iron for horizontal applications

120 W
WT compatible

XDS



Order No. T005 13 198 99N

- 120 W, 24 V

Scope of supply	Order No.	Model	Description
	T005 13 198 99N	DSX 120	Desoldering iron for horizontal applications
	T005 13 250 99	XDS 1	Desoldering nozzle Inside Ø 1, 4 mm, Outside Ø 2, 5 mm, Nozzle length 10, 5 mm
	T005 13 604 99	Filter for glass tube (10)	Filter for glass tube Ø 16,2
	T005 87 657 72	Conus cleaner for WXDP/WXDV 120 & DSX 120	Conus cleaner for WXDP 120 / WXDV 120 / DSX 120

Accessories	Order No.	Model	Description
	T005 15 152 99N	WDH 30	Safety rest with dry cleaner
	T005 87 657 73N	Maintenance set for WXDP/DSX 120	Maintenance set for WXDP 120 and DSX 120



DXV 80 Set



Inline desoldering iron for vertical applications, with safety rest.



Order No. T005 13 182 99N

- Desoldering Pencil with 80 W, 24 V for WT stations
- For removal of SMD components
- For vertical applications
- Electronically temperature controlled
- Ceramic heating element is operating with protective low voltage
- Handle utilizes a tin collector to hold the extracted solder
- For DX soldering tips



Scope of supply	Order No.	Model	Description
	T005 13 142 99	DX 112	DX 112 Desoldering Nozzle with Threadless Fixture System for DSX 80 and DXV 80
	T005 13 143 99	DX 113	DX 113 Desoldering Nozzle with Threadless Fixture System for DSX 80
	T005 13 180 99N	DXV 80	Inline desoldering iron 80 W, 24 V
	T005 13 500 99N	Maintenance set DSX 80 / DXV 80	Maintenance set for DSX 80 and DXV 80
	T005 15 153 99N	WDH 40	Safety rest with dry cleaner for DXV 80 and WXDV 120 desoldering iron
	T005 87 067 94N	Conus cleaner	Conus cleaner for DSX 80 / DXV 80
	T005 87 418 15N	Filter cartridge DXV 80	Filter cartridge for DXV 80, 5 pieces
	T005 87 418 23	T0058741823	Brush for heating element for DXV 80

Accessories	Order No.	Model	Description
	T005 13 790 99N	DX Desoldering nozzles set	Desoldering Nozzle Set DX110 - DX115 for DSX 80 und DXV 80

Soldering Stations

Soldering iron and safety rest

Soldering tips and nozzles

Preheating plates

Soldering bathes

Circuit board holder

Solder feeder

Hot air heating gun

Temperature measuring

Accessories



Hot Air Iron

WT LINE

HAP 1 Set



Hot air iron set with safety rest

100 W



Order No. T005 27 118 99N

- HAP1 Hot Air Pencil with WDH30 safety rest
- For use with WAD and WR series rework stations
- Finger switch on the handle controls the on / off function
- Ideal for use with leaded and lead free solders
- ESD Safe



Scope of supply	Order No.	Model	Description
	T005 15 152 99N	WDH 30	Safety rest with dry cleaner
	T005 27 115 99N	HAP 1	Hot air iron 100 W, 24 V with hot air nozzle round R 06 Ø 3,0 mm
	T005 87 278 21	R04	R 04 Hot Air Nozzle Round, Ø 1,2 mm, for HAP 1 and HAP 200

HAP 200 Set



Hot air iron set with safety rest

200 W



Order No. T005 27 117 99N

- HAP200 Series Hot Air Pencil
- Must be used on Channel 1 of the WR3M rework system
- Cannot be used with the WR2 rework systems
- Use with optional WRK Weller Repair Kit
- ESD Safe



Scope of supply	Order No.	Model	Description
	T005 15 152 99N	WDH 30	Safety rest with dry cleaner
	T005 27 116 99N	HAP 200	Hot air iron 200 W, 24 V with hot air nozzle R 04 round Ø 1,2 mm
	T005 87 278 21	R04	R 04 Hot Air Nozzle Round, Ø 1,2 mm, for HAP 1 and HAP 200
	T005 87 278 22	R06	R06 Round Nozzle for HAP 1 and HAP 200, Ø 3.0 mm
	T005 87 617 28	Adapter M6	Adapter M6 for HAP 200



Heating Elements for Solder Robots

HER 120

Heating Element 120 W for Soldering Robot
Application with WT 1H/PUD 151R



Order No. T005 87 637 30N

Accessories	Order No.	Model	Description
	T005 87 447 13	Cord for HER 80 / 120	Cord for HER 80 / 120, 1,6 m

Soldering Stations

Soldering iron and safety rest

Soldering tips and nozzles

Preheating plates

Soldering bathes

Circuit board holder

Solder feeder

Hot air heating gun

Temperature measuring

Accessories



Inert Gas Soldering Iron

WP 80IG



Soldering iron 80 W for soldering with inert gas

80 W Silver Line  LT 

Order No. T005 29 197 99N



Accessories	Order No.	Model	Description
	T005 15 161 99N	WDH 10T	Safety rest with Stop+Go function and dry cleaner for WP 65, WP 80 and WP 120 soldering iron

WDH 10P Set



Inert gas barrel and safety rest set, 80 W, 24 V

Order No. T005 15 147 99N

- Safety rest WDH 10P with inert gas barrel set for soldering iron WSP 80
- 80 W, 24 V
- Lead free soldering





Gas Soldering Iron

WSTA3

Butane Gas Powered Profi Line Soldering Iron

Order No. WSTA 3

- Pyropen® Professional Cordless Butane Soldering Irons
- Ideal for field service jobs
- Lightweight and completely portable, ready to use in 30 seconds
- Does not require cords, batteries or cartridges
- Replacement soldering tips are available
- Does not require cords, batteries or cartridges
- Refills with butane fuel - Weller® Cat. no. WB1 or WB2
- All temperatures are approximate
- All temperatures are approximate



Scope of supply	Order No.	Model	Description
	WPT2	WPT2	Chisel tip for WPA2 and WSTA3

Accessories	Order No.	Model	Description
	WB2	WB2	Fuel, Weller® Premium Butane, 1.0 oz, for Portasol and Pyropen Irons

WPA2

Self-Igniting Cordless Butane Soldering Iron

Order No. WPA2 N

- Ignites with the push of a button, ideal for field service jobs
- Lightweight and completely portable, ready to use in 30 seconds
- Sturdy metal tank holds enough butane gas for 3 hours of operation
- Temperature adjusts from 482°F to 932°F
- Refills with butane fuel - Weller Cat. No. WB1 or WB2





WSTA6



Order No. WSTA 6

- Pyropen® Professional Cordless Butane Soldering Irons
- Lightweight and completely portable, ready to use in 30 seconds
- Does not require cords, batteries or cartridges
- Replacement soldering tips are available
- Hot air nozzles are available for specific models
- All temperatures are approximate
- All temperatures are approximate

Scope of supply	Order No.	Model	Description
	WPT01	WPT01	Chisel tip for WSTA6

Accessories	Order No.	Model	Description
	WB2	WB2	Fuel, Weller® Premium Butane, 1.0 oz, for Portasol and Pyropen Irons





Soldering tips and nozzles

INNOVATIVE AND COST-EFFECTIVE



How can you identify genuine Weller tips?

Seal of quality

The soldering tip and tool packages bear the genuine Weller seal of quality.

Engraving

Genuine Weller tips are engraved with the Weller logo. Engraved soldering tips guarantee this level of quality.



Tool protection

Perfect interaction between the heater and soldering tip protects the soldering iron from irreparable damage. Other tips often damage the heating system.





Soldering tips	131
RT Pico Soldering tips	131
RT Pico MS Soldering tips	132
RT Micro Soldering tips	134
RT Micro MS Soldering tips	136
RT Ultra MS Soldering tips	138
RTW Soldering tips	140
RTW MS Soldering tips	141
LT Soldering tips	142
LTR Soldering tips	145
XT Soldering tips	146
XTR Soldering tips	148
XHT Soldering tips	149
XNT Soldering tips	150
ET Soldering tips	152
CT5 Soldering tips	153
CT6 Soldering tips	153
PT Soldering tips	154
NT Soldering tips	156
LHT Soldering tips	157
WTA Soldering tips	158

Desoldering Nozzle series	159
DX Desoldering nozzles with threadless fixture system for DSX 80 and DXV 80	159
XDS Desoldering nozzles for DSX 120, WXDP 120, WXDV 120	160
Desoldering	160
Hot air nozzles	161
Hot air round nozzle for WTHA 1	161
Hot air nozzles for HAP 1, HAP 200 and WXHAP 200	162
Hot air nozzles for HAP 3000 (WHA 3000P / V), HAP 2 (WHA 2000) and HAP 3 (WHA 700, WHA 300)	164
Multi rest	166
Hot air nozzles for WQB	166
WRK Reflowset	167
WRK Reflowset	167
WRK Set, 24 x 24 mm	168
WRK Set, 20 x 20 mm	169

Soldering Stations

Soldering iron and safety rest

Soldering tips and nozzles

Preheating plates

Soldering baths

Circuit board holder

Soldier feeder

Hot air heating gun

Temperature measuring

Accessories

NO COMPROMISE.

PRECISION. PERFORMANCE. POWER.

One WX Station. Every Active Tip.

+ Precise control, ergonomic grip

The boomerang handle design allows for precise handling while providing an ergonomic and secure grip.

+ MIL-SPEC / IPC standard

New active RT soldering tips are fully compliant with IPC industry standards. The MS versions are also MIL-SPEC compliant.

+ Low cost-in-use

The RT lines of tips provide maximum protection to the printed circuit board and the component you're soldering, to achieve the best results and to keep operating costs as low as possible.

+ Digital tool

Motion activated, for simplified data storage.

Production within the electronics, medical technology and aerospace industries is moving faster as components become smaller, more complex and more powerful. The soldering industry is no different. In order to meet these increasing demands, we're expanding our existing RT series.

Weller Tools is committed to offering the widest range of high-performance active soldering tips. For all of your soldering applications, linked to one of our state-of-the-art WX soldering stations.

+ Patented tip and grip design

Fast and hassle-free tip changing without needing any tool.

+ Active tip technology

Our soldering tips join features as in-built sensor and perfect heat transfer, for the fastest heat-up and recovery time. Reduce your downtime for a faster workflow and better results.

+ One intelligent WX platform

Run any RT tip from one WX station, meeting all operational hand soldering needs such as motion sensing or traceability with digital data storage in the soldering tool and station.



Experience the widest tip range – for all soldering applications.




RT Pico tips

Component size



Heat up time



MADE OF THE SMALLEST PRECISION SOLDERING APPLICATIONS

- + Aerospace (only MS versions)
- + Electronics
- + Sensors
- + Medical devices
- + Military (only MS versions)
- + Automotive



RT Micro tips

Component size



Heat up time



VERSATILE PERFORMANCE FOR MICRO AND STANDARD COMPONENTS COVERING THE WIDEST RANGE OF APPLICATIONS

- + Aerospace (only MS versions)
- + Electronics
- + Sensors
- + Medical devices
- + Military (only MS versions)
- + Automotive



RT Ultra tips

Component size



Heat up time



MADE FOR HIGH PERFORMANCE AND HEAVY DUTY APPLICATIONS

- + LED soldering
- + Solar technology
- + Electronic components
- + Multi-layer boards
- + Large heat sinks
- + Hyper frequency PCB with a big dissipater

*50°C - 350°C / 120°F - 620°F



Soldering tips




RT Pico Soldering tips




- RT Pico Soldering Tips for WXPP / WXPP MS Soldering Pencils
- High performance active tip for the smallest components: 0402 down to 01005
- Made of the smallest precision soldering applications (Aerospace, Military (only MS versions), Electronics, Sensors, Medical devices, Automotive)
- Short tip-to-grip distance for maximum precision

Chisel shape



A = Width mm
B = Thickness mm
C = Length mm


Model	A	B	C	PU	Order No.
RTP 002 S 	0.2	0.1	17	1	T005 01 039 99
RTP 002 S NW 	0.2	0.1	17	1	T005 01 040 99
RTP 004 S 	0.4	0.2	17	1	T005 01 041 99


Model	A	B	C	PU	Order No.
RTP 008 S 	0.8	0.3	17	1	T005 01 042 99
RTP 010 S 	1	0.3	17	1	T005 01 043 99
RTP 013 S 	1.3	0.3	17	1	T005 01 044 99

Bevel Cut



A = Width mm
B = Thickness mm
C = Length mm




Model	A	B	C	PU	Order No.
RTP 004 B 	0.4		17	1	T005 01 037 99




Model	A	B	C	PU	Order No.
RTP 012 B 	1.2		17	1	T005 01 038 99

Conical




A = Width mm
B = Thickness mm
C = Length mm

Model	A	B	C	PU	Order No.
RTP 001 C 	0.1		18.5	1	T005 01 031 99
RTP 001 C NW 	0.1		18.5	1	T005 01 032 99
RTP 002 C MS 	0.2		16.3	1	T005 01 015 99

Model	A	B	C	PU	Order No.
RTP 004 C 	0.4		17	1	T005 01 034 99
RTP 001 C X 	0.1		21.3	1	T005 01 035 99
RTP 002 C X 	0.2		21.3	1	T005 01 036 99



Gullwing



A = Width mm
B = Thickness mm
C = Length mm

Model	A	B	C	PU	Order No.
RTP 020 G	2		16.6	1	T005 01 048 99



Knife



A = Width mm
B = Thickness mm
C = Length mm

Model	A	B	C	PU	Order No.
RTP 010 K	1	0.2	16.6	1	T005 01 045 99
RTP 010 K NW	1	0.2	16.6	1	T005 01 046 99



Model	A	B	C	PU	Order No.
RTP 025 K	2.5	0.3	18	1	T005 01 047 99



RT Pico MS Soldering tips

- RT Pico Soldering Tips for WXPP / WXPP MS Soldering Pencils
- High performance active tip for the smallest components: 0402 down to 01005
- Made of the smallest precision soldering applications (Aerospace, Military (only MS versions), Electronics, Sensors, Medical devices, Automotive)
- MIL-SPEC / IPC standard (potential free, MS versions)
- Short tip-to-grip distance for maximum precision

Chisel shape



A = Width mm
B = Thickness mm
C = Length mm

Model	A	B	C	PU	Order No.
RTP 002 S MS	0.2	0.1	16.3	1	T005 01 021 99
RTP 002 S NW MS	0.2	0.1	16.3	1	T005 01 022 99
RTP 004 S MS	0.4	0.2	16.3	1	T005 01 023 99



Model	A	B	C	PU	Order No.
RTP 008 S MS	0.8	0.3	16.3	1	T005 01 024 99
RTP 010 S MS	1	0.3	16.3	1	T005 01 025 99
RTP 013 S MS	1.3	0.3	16.3	1	T005 01 026 99





Bevel Cut



A = Width mm
B = Thickness mm
C = Length mm

Model	A	B	C	PU	Order No.
RTP 004 B MS	0.4		16.3	1	T005 01 019 99

Model	A	B	C	PU	Order No.
RTP 012 B MS	1.2		16.3	1	T005 01 020 99

Conical

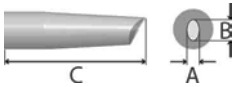


A = Width mm
B = Thickness mm
C = Length mm

Model	A	B	C	PU	Order No.
RTP 001 C MS	0.1		17.9	1	T005 01 013 99
RTP 001 C NW MS	0.1		17.9	1	T005 01 014 99
RTP 002 C MS	0.2		16.3	1	T005 01 015 99

Model	A	B	C	PU	Order No.
RTP 004 C MS	0.4		16.3	1	T005 01 016 99
RTP 001 C X MS	0.1		20.6	1	T005 01 017 99
RTP 002 C X MS	0.2		20.6	1	T005 01 018 99

Gullwing



A = Width mm
B = Thickness mm
C = Length mm

Model	A	B	C	PU	Order No.
RTP 020 G MS	2		15.9	1	T005 01 030 99

Knife



A = Width mm
B = Thickness mm
C = Length mm

Model	A	B	C	PU	Order No.
RTP 010 K MS	1	0.2	15.9	1	T005 01 027 99
RTP 010 K NW MS	1	0.2	15.9	1	T005 01 028 99
RTP 025 K MS	2.5	0.3	17.3	1	T005 01 029 99

Soldering Stations

Soldering iron and safety rest

Soldering tips and nozzles

Preheating plates

Soldering bathes

Circuit board holder

Solder feeder

Hot air heating gun

Temperature measuring

Accessories



RT Micro Soldering tips

- RT Micro Soldering Tips for WXMP / WXMP MS Soldering Pencils
- High performance active tips for micro and standard components
- Versatile performance for micro and standard components covering the widest range of applications (Aerospace, Military (only MS versions), Electronics, Sensors, Medical devices, Automotive)
- Covers the widest range of geometries and sizes












Active Tip  **RTM**



Chisel shape



A = Width mm
B = Thickness mm
C = Length mm



Model	Old name	A	B	C	PU	Order No.
 RTM 003 S NW	RT 1SCNW	0.3	0.1	20	1	T005 44 626 99N
 RTM 004 S	RT 1SC	0.4	0.15	20	1	T005 44 612 99N
 RTM 008 S	RT 9	0.8	0.4	24	1	T005 44 609 99N
 RTM 008 S X	RT 5 30°	0.8	0.4	24	1	T005 44 605 99N
 RTM 010 S		1	0.3	18	1	T005 01 005 99
 RTM 013 S	RT 3	1.3	0.4	20	1	T005 44 603 99N
 RTM 015 S	RT 4	1.5	0.4	19	1	T005 44 604 99N
 RTM 018 S		1.8	0.4	18	1	T005 01 007 99
 RTM 022 S	RT 8	2.2	0.4	19	1	T005 44 608 99N
 RTM 032 S		3.2	0.9	17.5	1	T005 01 009 99
 RTM 036 S	RT 11	3.6	0.9	19	1	T005 44 611 99N



Bevel Cut







A = Width mm
B = Thickness mm
C = Length mm

Model	Old name	A	B	C	PU	Order No.
RTM 004 B 		0.4		18.5	1	T005 01 002 99
RTM 012 B 	RT 6 45°	1.2		19	1	T005 44 606 99N

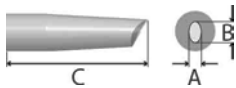
Conical



A = Width mm
B = Thickness mm
C = Length mm

Model	Old name	A	B	C	PU	Order No.
RTM 001 C NW 	RT 1NW	0.1		20	1	T005 44 625 99N
RTM 002 C 	RT 1	0.2		20	1	T005 44 601 99N
RTM 002 C L 		0.2		18.7	1	T005 01 000 99
RTM 008 C 	RT 2	0.8		19	1	T005 44 602 99N

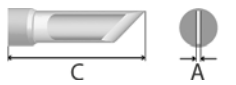
Gullwing





A = Width mm
B = Thickness mm
C = Length mm

Model	Old name	A	B	C	PU	Order No.
RTM 020 G 	RT 10GW	2.0	1.2	21	1	T005 44 610 99N

Knife



A = Width mm
B = Thickness mm
C = Length mm

Model	Old name	A	B	C	PU	Order No.
RTM 030 K 	RT 7 45°	0.9	2.2	20	1	T005 44 607 99N
RTM 025 K 		2.5	0.3	19	1	T005 01 011 99

Soldering Stations

Soldering iron
and safety restSoldering tips
and nozzles

Preheating plates

Soldering bathes

Circuit board holder

Solder feeder

Hot air heating gun

Temperature
measuring

Accessories



RT Micro MS Soldering tips

- RT Micro Soldering Tips for WXMP / WXMP MS Soldering Pencils
- High performance active tips for micro and standard components
- Versatile performance for micro and standard components covering the widest range of applications (Aerospace, Military (only MS versions), Electronics, Sensors, Medical devices, Automotive)
- MIL-SPEC / IPC standard (potential free, MS versions)
- Covers the widest range of geometries and sizes











Active Tip  **RTM MS**



Chisel shape



A = Width mm
B = Thickness mm
C = Length mm



Model	Old name	A	B	C	PU	Order No.
 RTM 003 S NW MS	RT 1SCNWMS	0.3	0.1	20	1	T005 44 626 71N
 RTM 004 S MS	RT 1SCMS	0.4	0.15	20	1	T005 44 615 99N
 RTM 006 S MS		0.6	0.4	23	1	T005 01 004 99
 RTM 008 S MS	RT 9MS	0.8	0.4	24	1	T005 44 623 99N
 RTM 008 S X MS	RT 5MS 30°	0.8	0.4	24	1	T005 44 619 99N
 RTM 010 S MS		1	0.3	18	1	T005 01 006 99
 RTM 013 S MS	RT 3MS	1.3	0.4	20	1	T005 44 616 99N
 RTM 013 S X MS	RT 3XMS 30°	1.3	0.5	28	1	T005 44 603 73N
 RTM 015 S MS	RT 4MS	1.5	0.4	19	1	T005 44 618 99N
 RTM 018 S MS		1.8	0.4	18	1	T005 01 008 99
 RTM 022 S MS	RT 8MS	2.2	0.4	19	1	T005 44 622 99N
 RTM 032 S MS		3.2	0.9	17.5	1	T005 01 010 99
 RTM 036 S MS	RT 11MS	3.6	0.9	19	1	T005 44 631 99N



Bevel Cut









A = Width mm
B = Thickness mm
C = Length mm

Model	Old name	A	B	C	PU	Order No.
RTM 004 B MS 		0.4		18.5	1	T005 01 003 99
RTM 012 B MS 	RT 6MS	1.2		19	1	T005 44 620 99N

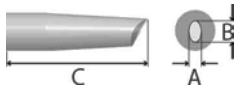
Conical




A = Width mm
B = Thickness mm
C = Length mm

Model	Old name	A	B	C	PU	Order No.
RTM 001 C NW MS 	RT 1NWMS	0.1		20	1	T005 44 625 71N
RTM 002 C MS 	RT 1MS	0.2		20	1	T005 44 614 99N
RTM 002 C L MS 		0.2		18.7	1	T005 01 001 99
RTM 004 C X MS 	RT 13MS 30°	0.4		26.5	1	T005 44 633 99N
RTM 005 C X MS 	RT 12MS 25°	0.5		25.5	1	T005 44 632 99N
RTM 008 C MS 	RT 2MS	0.8		19	1	T005 44 617 99N

Gullwing





A = Width mm
B = Thickness mm
C = Length mm

Model	Old name	A	B	C	PU	Order No.
RTM 020 G MS 	RT 10GWMS	2.0	1.2	21	1	T005 44 624 99N

Knife



A = Width mm
B = Thickness mm
C = Length mm

Model	Old name	A	B	C	PU	Order No.
RTM 025 K MS 		2.5	0.3	19	1	T005 01 012 99
RTM 030 K MS 	RT 7MS 45°	0.9	2.2	20	1	T005 44 621 99N

Soldering Stations

Soldering iron and safety rest

Soldering tips and nozzles

Preheating plates

Soldering baths

Circuit board holder

Solder feeder

Hot air heating gun

Temperature measuring

Accessories







RT Ultra MS Soldering tips




- RT Ultra Soldering Tips for WXUP Soldering Pencils
- Designed for heavy duty applications and large components
- Made for high performance and heavy duty applications (LED soldering, Solar technology, Electronic components, Multi-layer boards, Large heat sinks, Hyper frequency PCB with a big dissipater)
- MIL-SPEC / IPC standard
- Thermal Core Technology for optimized heat transfer

Chisel shape



A = Width mm
B = Thickness mm
C = Length mm



Model	A	B	C	PU	Order No.
RTU 015 S MS 	1.5	0.4	28	1	T005 01 058 99
RTU 022 S MS 	2.2	0.6	28	1	T005 01 059 99
RTU 032 S MS 	3.2	0.8	27.5	1	T005 01 060 99
RTU 032 S L MS 	3.2	0.8	34	1	T005 01 061 99


Model	A	B	C	PU	Order No.
RTU 050 S MS 	5	1.2	27.5	1	T005 01 062 99
RTU 076 S MS 	7.6	1.5	28	1	T005 01 063 99
RTU 093 S MS 	9.3	2	28	1	T005 01 064 99

Bevel Cut



A = Width mm
B = Thickness mm
C = Length mm




Model	A	B	C	PU	Order No.
RTU 020 B MS 	2		29	1	T005 01 055 99
RTU 035 B MS 	3.5		29	1	T005 01 056 99




Model	A	B	C	PU	Order No.
RTU 050 B MS 	5		30	1	T005 01 057 99

Conical




A = Width mm
B = Thickness mm
C = Length mm

Model	A	B	C	PU	Order No.
RTU 004 C MS 	0.4		27.5	1	T005 01 049 99
RTU 008 C MS 	0.8		29	1	T005 01 050 99
RTU 016 C MS 	1.6		27.5	1	T005 01 051 99

Model	A	B	C	PU	Order No.
RTU 004 C X MS 	0.4		39.2	1	T005 01 052 99
RTU 008 C X MS 	0.8		39.2	1	T005 01 053 99
RTU 016 C X MS 	1.6		39.3	1	T005 01 054 99



Gullwing



A = Width mm
 B = Thickness mm
 C = Length mm

Model	A	B	C	PU	Order No.
RTU 020 G MS	2	1.3	28	1	T005 01 065 99



Blade

A = Width mm

B = Thickness mm
 C = Length mm

Model	A	B	C	PU	Order No.
RTU 100 K MS	10	1.5	27	1	T005 01 066 99
RTU 160 K MS	16	1.5	27	1	T005 01 067 99
RTU 200 K MS	20	1.5	27	1	T005 01 068 99



Model	A	B	C	PU	Order No.
RTU 330 K MS	33	1.5	27	1	T005 01 069 99





RTW Soldering tips

- RTW Series Tips for WXMT/ WMRT Soldering Pencils
- Designed for miniature works
- For an optimal performance
- For miniature works which cannot be done with basic tools.
- Combination of an excellent heat transfer together with a longer tip life.





Active Tip  **RTW**






Chisel shape



A = Width mm
B = Thickness mm
C = Length mm


Model	A	B	C	PU	Order No.
RTW 2 45°	0.7	0.4	22	1	T005 44 652 99N
					
RTW 3 45°	1.0	3	18	1	T005 44 653 99N
					
RTW 4 45°	1.0	6	20	1	T005 44 654 99N
					
RTW 8	1.3	0.4	19	1	T005 44 664 99N
					


Model	A	B	C	PU	Order No.
RTW 9	1.0	3.2	19	1	T005 44 666 99N
					
RTW 10	1.0	10	19	1	T005 44 668 99N
					
RTW 11	1.0	6	19	1	T005 44 667 99N
					

Conical



A = Width mm
B = Thickness mm
C = Length mm

Model	A	B	C	PU	Order No.
RTW 1 45°	0.4		22	1	T005 44 651 99N
					

Model	A	B	C	PU	Order No.
RTW 6NW 45°	0.1		22	1	T005 44 656 99N
					



RTW MS Soldering tips

- RTW Series Tips for WXMT/ WMRT Soldering Pencils
- Military Standard
- Designed for miniature works
- For an optimal performance
- For miniature works which cannot be done with basic tools.





Active Tip RTW MS







Chisel shape



A = Width mm
B = Thickness mm
C = Length mm


Model	A	B	C	PU	Order No.
RTW 10MS 	1.0	10	18	1	T005 44 671 99N
RTW 11MS 	1.0	6	18	1	T005 44 670 99N
RTW 2MS 45° 	0.7	0.4	22	1	T005 44 657 99N
RTW 3MS 45° 	1.0	3	17	1	T005 44 658 99N


Model	A	B	C	PU	Order No.
RTW 4MS 45° 	1.0	6	19	1	T005 44 659 99N
RTW 7NWMS 	0.8	0.4	24	1	T005 44 663 71N
RTW 8MS 	1.3	0.4	20	1	T005 44 665 99N
RTW 9MS 	1.0	3.2	18	1	T005 44 669 99N

Conical



A = Width mm
B = Thickness mm
C = Length mm

Model	A	B	C	PU	Order No.
RTW 1MS 45° 	0.4		22	1	T005 44 655 99N

Model	A	B	C	PU	Order No.
RTW 6NWMS 45° 	0.1		22	1	T005 44 656 71N



LT Soldering tips

- LT Series Tips for WXP 80/ WP 80/ WSP 80 Soldering Pencils
- Designed for universal applications
- Universal SMT & THT jobs
- A wide range of low cost tips
- Solid copper plated with Iron for maximum durability and long life







Silver Line









Chisel shape






A = Width mm
B = Thickness mm
C = Length mm

Model	A	B	C	PU	Order No.
LT 1SC	0.4	0.15	15	1	T005 44 494 99
					
LT 1SCNW	0.3	0.1	15	1	T005 44 497 99
					
LT 4X	1.2	0.4	16.5	1	T005 44 428 99
					
LT A	1.6	0.7	13.0	1	T005 44 440 99
					
LT ASL	1.6	0.45	13.0	1	T005 44 516 99
					
LT AX	1.6	0.8	14.1	1	T005 44 427 99
					


Model	A	B	C	PU	Order No.
LT B	2.4	0.8	13.0	1	T005 44 405 99
					
LT BX	2.4	0.8	18.0	1	T005 44 442 99
					
LT C	3.2	0.8	13.0	1	T005 44 407 99
					
LT D	4.6	0.8	13.0	1	T005 44 409 99
					
LT H	0.8	0.4	13.0	1	T005 44 437 99
					
LT HX	0.8	0.4	18.0	1	T005 44 420 99
					








Model	A	B	C	PU	Order No.
LT K	1.2	0.4	20	1	T005 44 438 99
					
LT L	2.0	1.0	20	1	T005 44 414 99
					





Model	A	B	C	PU	Order No.
LT M	3.2	1.2	20	1	T005 44 415 99
					

Round



A = Width mm
 B = Thickness mm
 C = Length mm

Model	A	B	C	PU	Order No.
LT 1	0.25		13.0	1	T005 44 435 99
					
LT 1A	0.5		13.0	1	T005 44 489 99
					
LT 1S	0.2		15	1	T005 44 436 99
					
LT 1SA	0.5		15	1	T005 44 488 99
					
LT 1SLX 30°	0.4		22	1	T005 44 426 99
					

Model	A	B	C	PU	Order No.
LT 1SNW	0.1		15	1	T005 44 496 99
					
LT 1X 30°	0.4		13.0	1	T005 44 425 99
					
LT AS	1.6		13.0	1	T005 44 404 99
					
LT CS	3.2		13.0	1	T005 44 411 99
					

Soldering Stations

Soldering iron and safety rest

Soldering tips and nozzles

Preheating plates

Soldering baths

Circuit board holder

Solder feeder

Hot air heating gun

Temperature measuring





Accessories






Bevel Cut



A = Width mm
B = Thickness mm
C = Length mm




Model	A	B	C	PU	Order No.
LT 22CP	2.0		20	1	T005 44 408 73
					
LT 33CP	3.0		20	1	T005 44 408 77
					
LT 4	1.2		15	1	T005 44 439 99
					
LT BB 60	2.4		17	1	T005 44 444 99
					



Model	A	B	C	PU	Order No.
LT CC 60	3.2		17	1	T005 44 445 99
					
LT DD 45	4		20	1	T005 44 478 99
					
LT F	1.2		13.0	1	T005 44 408 99
					

Conical




A = Width mm
B = Thickness mm
C = Length mm

Model	A	B	C	PU	Order No.
LT 1L	0.2		26	1	T005 44 423 99
					
LT 1LNW	0.1		26	1	T005 44 498 99
					
LT 1LX	0.2		26	1	T005 44 424 99
					

Model	A	B	C	PU	Order No.
LT S	0.4		20	1	T005 44 406 99
					
LT T	0.6		13.0	1	T005 44 482 99
					



Gullwing



A = Width mm
B = Thickness mm
C = Length mm

Model	A	B	C	PU	Order No.
LT GW1	1.4	2.2	18	1	T005 44 410 99



Model	A	B	C	PU	Order No.
LT GW2	3.5	4.8	18	1	T005 44 511 99



Knife



A = Width mm
B = Thickness mm
C = Length mm

Model	A	B	C	PU	Order No.
LT KN	2.0		17	1	T005 44 479 99



Model	A	B	C	PU	Order No.
LT KN5L 45°	2.0		17	1	T005 44 519 99



LTR Soldering tips

- Solid copper plated with Iron for maximum durability and long life
- Nickel and Chromium - Non-wetting area behind the working surface
- Designed to provide maximum heat transfer from the heater to the tip
- Individually bagged

Chisel shape



A = Width mm
B = Thickness mm
C = Length mm

Model	A	B	C	PU	Order No.
LTR A	1.6	0.7	18	1	T005 44 441 99





XT Soldering tips

- XT Series Tips for WXP 120/ WP 120 Soldering Pencils
- Most difficult, high mass soldering jobs
- Maximum power and response for top performance
- Optimal balance between power, control and running costs with wide range of tips
- Highest quality soldering standard for widest range of applications.






Power Response XT





Chisel shape



A = Width mm
B = Thickness mm
C = Length mm

Model	A	B	C	PU	Order No.
XT A	1.6	0.7	37	1	T005 44 703 99
					
XT AL	1.6	1.0	40	1	T005 44 701 99
					
XT B	2.4	0.8	36	1	T005 44 704 99
					
XT BSC	2.5	0.8	36.3	1	T005 44 738 99
					
XT BSL	2.4	0.45	36	1	T005 44 741 99
					

Model	A	B	C	PU	Order No.
XT BX 30°	2.4	0.8		1	T005 44 744 99
					
XT C	3.2	0.8	36	1	T005 44 705 99
					
XT CSL	3.2	0.45	36	1	T005 44 742 99
XT D	4.6	0.8	35	1	T005 44 706 99
XT DL	4.6	0.8	40	1	T005 44 736 99
XT D 45°			37	1	T005 44 721 99
XT E	5.9	1.2	35	1	T005 44 707 99
XT H	0.8	0.4	37	1	T005 44 713 99
XT HX	0.8	0.4		1	T005 44 737 99
XT M	3.2	1.2	40	1	T005 44 702 99
XT MX	3.2	0.8		1	T005 44 745 99



Round



A = Width mm
B = Thickness mm
C = Length mm

Model	A	B	C	PU	Order No.
XT BS	2.4		37	1	T005 44 715 99



Model	A	B	C	PU	Order No.
XT CS	3.2		37	1	T005 44 716 99
XT DS	5.0		35	1	T005 44 717 99



Bevel Cut



A = Width mm
B = Thickness mm
C = Length mm

Model	A	B	C	PU	Order No.
XT AA 60°	1.6		37	1	T005 44 708 99



Model	A	B	C	PU	Order No.
XT DDH45	4		40.5	1	T005 44 730 99



XT BB 45°	2.4		37	1	T005 44 709 99
------------------	-----	--	----	---	----------------



XT F 30°	1.2		37	1	T005 44 718 99
-----------------	-----	--	----	---	----------------



XT CC 45°	3.2		37	1	T005 44 710 99
------------------	-----	--	----	---	----------------



Conical



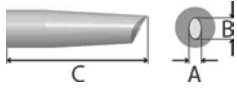
A = Width mm
B = Thickness mm
C = Length mm

Model	A	B	C	PU	Order No.
XT O	1.0		37	1	T005 44 714 99





Gullwing



A = Width mm
B = Thickness mm
C = Length mm

Model	A	B	C	PU	Order No.
XT GW1			37	1	T005 44 712 99



Knife



A = Width mm
B = Thickness mm
C = Length mm

Model	A	B	C	PU	Order No.
XT KN	2.0		45	1	T005 44 711 99



External thread

A = Width mm
B = Thickness mm
C = Length mm

Model	A	B	C	PU	Order No.
XT External thread, refined	M4		36	1	T005 44 719 99



XTR Soldering tips

Chisel shape



A = Width mm
B = Thickness mm
C = Length mm

Model	A	B	C	PU	Order No.
XTR A	1.6	0.7	36.5	1	T005 44 723 99
XTR B	2.4	0.8	36	1	T005 44 724 99



Model	A	B	C	PU	Order No.
XTR E	5.9	1.2	34.5	1	T005 44 727 99
XTR M	3.2	1.2	39.5	1	T005 44 728 99





XHT Soldering tips

- XHT Series Tips for WXP 200 Soldering Pencil
- Most difficult, high mass soldering jobs
- Maximum power and response for top performance
- Optimal balance between power, control and running costs with wide range of tips
- Highest quality soldering standard for widest range of applications.

Power Response **XHT**



Chisel shape



A = Width mm
B = Thickness mm
C = Length mm

Model	A	B	C	PU	Order No.
XHT C	3.2	1.2	48.0	1	T005 44 804 99
XHT D	5.0	1.2	48.0	1	T005 44 801 99

Model	A	B	C	PU	Order No.
XHT E	7.6	1.5	48.0	1	T005 44 802 99
XHT F	9.3	2.0	48.0	1	T005 44 805 99



XNT Soldering tips






- XNT Series Tips for WXP 90/ WTP 90/ WXP 65/ WP 65 Soldering Pencils
- Most difficult, high mass soldering jobs
- Maximum power and response for top performance
- Optimal balance between power, control and running costs with wide range of tips
- Highest quality soldering standard for widest range of applications.

Power Response XNT










Chisel shape




Model	A	B	C	PU	Order No.
XNT 1SC	0.4	0.15	27	1	T005 44 862 99
					
XNT 1SCNW	0.3	0.1	27	1	T005 44 881 99
					
XNT A	1.6	0.4	28	1	T005 44 851 99
					
XNT AX	1.6	0.8	28	1	T005 44 864 99
					
XNT B	2.4	0.8	27	1	T005 44 857 99
					

A = Width mm
B = Thickness mm
C = Length mm


Model	A	B	C	PU	Order No.
XNT BX	2.4	0.8	36.5	1	T005 44 882 99
					
XNT C	3.2	0.8	27	1	T005 44 858 99
					
XNT D	4.0	0.8	28	1	T005 44 853 99
					
XNT H	0.8	0.4	28	1	T005 44 859 99
					
XNT HX 30°	0.8	0.4	36.5	1	T005 44 873 99
					
XNT K	1.2	0.4	28	1	T005 44 860 99
					
XNT L	3.2	0.8	37.5	1	T005 44 866 99
					

Round



Model	A	B	C	PU	Order No.
XNT 1LX	0.2		42.8	1	T005 44 872 99
					

A = Width mm
B = Thickness mm
C = Length mm

Model	A	B	C	PU	Order No.
XNT 1S	0.2		28.5	1	T005 44 852 99
					



Model	A	B	C	PU	Order No.
XNT 1X	0.4		28	1	T005 44 865 99



Model	A	B	C	PU	Order No.
XNT CS	3.2	0.8	37.5	1	T005 44 870 99



Bevel Cut



A = Width mm
B = Thickness mm
C = Length mm

Model	A	B	C	PU	Order No.
XNT 4	1.2		29.5	1	T005 44 855 99



Model	A	B	C	PU	Order No.
XNT BB 45°	2.4		28	1	T005 44 885 99



XNT AA 45°	1.6		28	1	T005 44 884 99
-------------------	-----	--	----	---	----------------



XNT CC 45°	3.2		28	1	T005 44 886 99
-------------------	-----	--	----	---	----------------



Conical



A = Width mm
B = Thickness mm
C = Length mm

Model	A	B	C	PU	Order No.
XNT 1	0.5	-	27	1	T005 44 850 99



Model	A	B	C	PU	Order No.
XNT S	0.4	-	37.5	1	T005 44 868 99



Knife



A = Width mm
B = Thickness mm
C = Length mm

Model	A	B	C	PU	Order No.
XNT KN	2.0	4	33	1	T005 44 863 99



Soldering Stations

Soldering iron and safety rest

Soldering tips and nozzles

Preheating plates

Soldering baths

Circuit board holder

Solder feeder

Hot air heating gun

Temperature measuring

Accessories













ET Soldering tips

Chisel shape




A = Width mm
B = Thickness mm
C = Length mm



Model	A	B	C	PU	Order No.
ETA 	1.6	0.7	34.5	10	ETA
ETB 	2.4	0.8	34.5	1	ETB
ETC 	3.2	0.8	34.5	1	ETC
ETD 	4.6	0.8	34.5	1	ETD
ETH 	0.8	0.4	34.5	1	ETH


Model	A	B	C	PU	Order No.
ETL 	2.0	1.0	43.5	1	ETL
ETM 	3.2	1.2	43.5	1	ETM
ETR 	1.6	0.7	34.5	1	ETR
ETK 	1.2	0.8	44	1	ETK
ETS 	1.2	0.8	34.5	1	ETS

Round



A = Width mm
B = Thickness mm
C = Length mm


Model	A	B	C	PU	Order No.
ETAA Soldering Tip Chisel 	4.6	0.8	34.5	1	ETAA
ETCC 	3.2		34.5	1	ETCC

Model	A	B	C	PU	Order No.
ETP 	0.8		34.5	1	ETP

Conical



A = Width mm
B = Thickness mm
C = Length mm

Model	A	B	C	PU	Order No.
ETO 	0.8		43.5	1	ETO















CT5 Soldering tips

Chisel shape



A = Width mm
B = Thickness mm
C = Length mm

Model	°C	A	B	PU	Order No.
CT5A7	370	1.6		1	CT5A7
					
CT5A8		1.6		1	CT5A8
					
CT5C7	370	3.2		1	CT5C7
					









Model	°C	A	B	PU	Order No.
CT5C8	425	3.2		1	CT5C8
					
CT5D7	370	5.0		1	CT5D7
					
CT5D8	425	5.0		1	CT5D8
					



CT6 Soldering tips

Chisel shape



A = Width mm
B = Thickness mm
C = Length mm

Model	°C	A	B	PU	Order No.
CT6C7	370	3.2		1	CT6C7
					
CT6C8	425	3.2		1	CT6C8
					
CT6D7	370	5.0		1	CT6D7
					
CT6D8	425	5.0		1	CT6D8
					

Model	°C	A	B	PU	Order No.
CT6E8	425	7.0		1	CT6E8
					



PT Soldering tips

Chisel shape




A = Width mm
B = Thickness mm
C = Length mm

Model	A	B	C	Temperature °C	PU	Order No.
PTA6 	1.6	0.7	33	310	1	PTA6
PTA7 	1.6	0.7	33	370	1	PTA7
PTA8 	1.6	0.7	33	425	1	PTA8
PTB6 	2.4	0.8	33	310	1	PTB6
PTB8 	2.4	0.8	33	425	1	PTB8
PTC7 	3.2	0.8	33	370	1	PTC7
PTC8 	3.2	0.8	33	425	1	PTC8
PTD7 	4.6	0.8	33	370	1	PTD7
PTD8 	4.6	0.8	33	425	1	PTD8
PTE8 	5.6	1.2	33	425	1	PTE8
PTH6 	0.8	0.4	35	310	1	PTH6
PTH7 	0.8	0.4	35	370	1	PTH7
PTH8 	0.8	0.4	35	425	1	PTH8











Model	A	B	C	Temperature °C	PU	Order No.
PTK6 	1.2	0.4	42	310	1	PTK6
PTK7 	1.2	0.4	42	370	1	PTK7
PTK8 	1.2	0.4	42	425	1	PTK8
PTL7 	2.0	1.0	42	370	1	PTL7
PTL8	2.0	1.0	42	425	1	PTL8
PTM7 	3.2	1.2		370	1	PTM7
PTM8 	3.2	1.2		425	1	PTM8
PTR7 	1.6	0.7	33	370	1	PTR7
PTR8 	1.6	0.7	33	425	1	PTR8

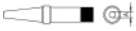

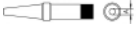
Round



A = Width mm
B = Thickness mm
C = Length mm

Model	A	B	C	Temperature °C	PU	Order No.
PTAA7 	1.6		33	370	1	PTAA7
PTAA8 	1.6		33	425	1	PTAA8
PTBB7 	2.4		34.5	370	1	PTBB7
PTBB8 	2.4		34.5	425	1	PTBB8
PTCC7 	3.2		33	370	1	PTCC7
PTCC8 	3.2		33	425	1	PTCC8
PTF7 	1.2		33	370	1	PTF7
PTO7 	0.8		44	370	1	PTO7







Model	A	B	C	Temperature °C	PU	Order No.
PT08 	0.8		44	425	1	PT08
PTS7 	0.4		44	370	1	PTS7
PTS8 	0.4		44	425	1	PTS8





NT Soldering tips

Chisel shape




A = Width mm
B = Thickness mm
C = Length mm



Model	A	B	C	PU	Order No.
NT 1SC 	0.4	0.15	8.5	1	NT1SC
NT 6 	1.6	0.7	11	1	NT6
NT A 	1.6	0.4	9.5	1	NTA
NT B 	2.4	0.8	7.8	1	NTB



Model	A	B	C	PU	Order No.
NT C 	3.2	0.8	8.5	1	NTC
NT D 	4	0.8	8.5	1	NTD
NT H 	0.8	0.4	8.4	1	NTH
NT K 	1.2	0.4	8.4	1	NTK

Round

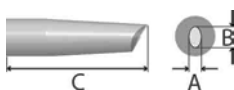


A = Width mm
B = Thickness mm
C = Length mm


Model	A	B	C	PU	Order No.
NT 1 	0.5		8.5	1	NT1
NT 1S 	0.25		10	1	NT1S

Model	A	B	C	PU	Order No.
NT 1X 	0.4		8.6	1	NT1X
NT 4 	1.2		9.9	1	NT4

Solder deposit tip



A = Width mm
B = Thickness mm
C = Length mm

Model	A	B	C	PU	Order No.
NT GW 	2.0	3	13.4	1	NTGW

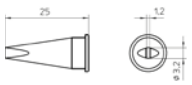
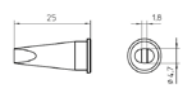
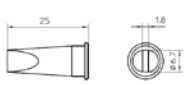





LHT Soldering tips

Chisel shape



A = Width mm
B = Thickness mm
C = Length mm

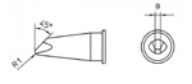
Model	A	B	C	PU	Order No.
LHT C	3.2	1.2	25	1	T005 44 455 99
					
LHT D	4.7	1.8	25	1	T005 44 452 99
					
LHT E	6.7	1.8	25	1	T005 44 451 99
					

Model	A	B	C	PU	Order No.
LHT EX	7.0	2.0	38	1	T005 44 461 99
					
LHT F	9.3	1.8	25	1	T005 44 450 99
					
LHT FX	9.0	2.0	38	1	T005 44 460 99
					

Bevel Cut



A = Width mm
B = Thickness mm
C = Length mm

Model	A	B	C	PU	Order No.
LHT D 45°		1.8	25	1	T005 44 456 99
					

Soldering Stations

Soldering iron and safety rest

Soldering tips and nozzles

Preheating plates

Soldering baths

Circuit board holder

Solder feeder

Hot air heating gun

Temperature measuring

Accessories

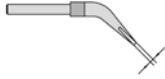
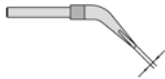
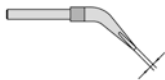




WTA Soldering tips

Chisel shape



A = Width mm
B = Thickness mm
C = Length mm


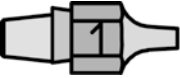






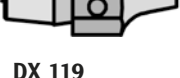

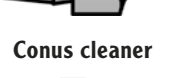

Model	A	B	C	PU	Order No.
WTA 1 	1.0	0.5		1	T005 44 141 99
WTA 2 	3.0	0.5		1	T005 44 146 99
WTA 3 	6.0	0.5		1	T005 44 147 99

Model	A	B	C	PU	Order No.
WTA 4 	12.5	0.5		1	T005 44 143 99
WTA 5 	18.5	0.5		1	T005 44 144 99








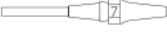







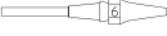


Desoldering Nozzle series

DX Desoldering nozzles with threadless fixture system for DSX 80 and DXV 80

Model	Description	Outer diameter	Inner diameter	Nozzle length	PU	Order no.
DX 110 	Suction nozzle	1.9	0.7	25	1	T005 13 140 99
DX 111 	Suction nozzle	2.5	0.7	25	1	T005 13 141 99
DX 112 	Suction nozzle	2.3	1.0	25	1	T005 13 142 99
DX 113 	Suction nozzle	2.5	1.2	25	1	T005 13 143 99
DX 114 	Suction nozzle	3.3	1.8	25	1	T005 13 144 99
DX 115 	Suction nozzle	1.9	0.7	29	1	T005 13 145 99
DX 116 	Suction nozzle	2.7	1.2	29	1	T005 13 146 99
DX 117 	Suction nozzle	2.9	1.5	25	1	T005 13 147 99
DX 118 	Suction nozzle	1.5	0.7	23	1	T005 13 148 99
DX 119 	Suction nozzle	1.1	0.7	33	1	T005 13 151 99
DX 120 	Suction nozzle	2.5	1.1	22	1	T005 13 152 99N
Conus cleaner 	Conus cleaner for DSX 80 / DXV 80	-	-	-	1	T005 87 067 94N



XDS Desoldering nozzles for DSX 120, WXDP 120, WXDV 120

Model	Description	Outer diameter	Inner diameter	Nozzle length	PU	Order no.
XDS 1 	Suction nozzle	2.5	1.4	10.5	1	T005 13 250 99
XDS 2 	Suction nozzle	5.3	3.0	10.5	1	T005 13 251 99
XDS 4 	Suction nozzle	2.5	1.2	10.5	1	T005 13 253 99
XDS 5 	Suction nozzle	3.3	1.8	10.5	1	T005 13 254 99
XDS 6 	Suction nozzle	1.9	0.7	16.5	1	T005 13 255 99
XDS 7 	Desoldering nozzle	2.7	1.2	16.5	1	T005 13 256 99
XDS 8 	Suction nozzle	2.9	1.5	10.5	1	T005 13 257 99
XDS 9 	Measuring nozzle	1.5	0.55	10.5	1	T005 13 258 99
XDSL 1 	Suction nozzle	2.5	1.4	10.5	1	T005 13 259 99
XDSL 2 	Suction nozzle	5.3	3.0	10.5	1	T005 13 260 99
XDSL 3 	Suction nozzle	2.3	1.0	10.5	1	T005 13 261 99
XDSL 4 	Suction nozzle	2.5	1.2	10.5	1	T005 13 262 99
XDSL 5 	Suction nozzle	3.3	1.8	10.5	1	T005 13 263 99
XDSL 6 	Suction nozzle	1.9	0.7	16.5	1	T005 13 264 99
XDSL 7 	Suction nozzle	2.7	1.2	16.5	1	T005 13 265 99
XDSL 8 	Suction nozzle	2.9	1.5	10.5	1	T005 13 266 99

Desoldering

Model	Order No.
Maintenance set for WXDP/DSX 120 	T005 87 657 73N



Hot air nozzles

Hot air round nozzle for WTHA 1

TNR 25



Round nozzle, without vacuum

1

T005 87 687 42N

TNR 40



Round nozzle, without vacuum

1

T005 87 687 43N

TNR 70



Round nozzle, without vacuum

1

T005 87 687 44N

TNRB 17



Round nozzle, bent, without vacuum

1

T005 87 687 45N

TNRB 60



Round nozzle, bent, without vacuum

1

T005 87 687 46N

Order No.

Description

T005 87 687 47N

Adapter for nozzles from WHA 900 to be used with WTHA 1





Hot air nozzles for HAP 1, HAP 200 and WXHAP 200

F02			Flat nozzle	8	1.5	1	T005 87 277 74N
F04			Flat nozzle	10.5	1.5	1	T005 87 277 73N
F06			Flat nozzle	12.0	1.5	1	T005 87 277 72N











Model	Description	Diameter	Distance mm	Length mm	PU	Order no.
R02	  R02 Round nozzle	0,8 mm		17	1	T005 87 278 23
R04	  R04 Round nozzle	1,2 mm		17	1	T005 87 278 21
R06	  R06 Round nozzle	3,0 mm		17	1	T005 87 278 22
R10	  R10 Round Nozzle Long	2,0 mm		50	1	T005 87 277 87N
R08	  R08 Round nozzle long bent	2,0 mm		50	1	T005 87 277 86N
FD2	  Dual nozzle	1,5 mm	8 mm		1	T005 87 277 76
FD4	  Dual nozzle	1,5 mm	10 mm		1	T005 87 277 75

2 sides heated (Type D, Length X =heated side)

Model	Description	Length mm	Width	PU	Order no.
D04	  D04 Hot Air Nozzle, Two Sides Heated, with pre-heating plate	10.5	10.5	1	T005 87 277 79N
D06	  D06 Hot Air Nozzle, Two Sides Heated, with pre-heating plate	13.0	10.0	1	T005 87 277 82N
D08	  D08 Hot Air Nozzle, Two Sides Heated, with pre-heating plate	15	10.0	1	T005 87 277 81N
D10	  D10 Hot Air Nozzle, Two Sides Heated, with pre-heating plate	18	10.0	1	T005 87 277 84N



4 sides heated (Type Q)

Model	Description	Length mm	Width	PU	Order no.
Q02   Q02	Hot air nozzle, 4 sides heated	6.0	6.5	1	T005 87 277 77N
Q04   Q04	Hot air nozzle, 4 sides heated	6.0	9.0	1	T005 87 277 78N
Q06   Q06	Hot air nozzle, 4 sides heated, with pre-heating plate	15	10.0	1	T005 87 277 80N
Q08   Q08	Hot air nozzle, 4 sides heated, with pre-heating plate	12.5	15	1	T005 87 277 83N
Q10   Q10	Hot air nozzle, 4 sides heated, with pre-heating plate	18	18.0	1	T005 87 277 85N

Soldering Stations

Soldering iron and safety rest

Soldering tips and nozzles

Preheating plates

Soldering bathes

Circuit board holder

Solder feeder

Hot air heating gun

Temperature measuring

Accessories



Hot air nozzles for HAP 3000 (WHA 3000P / V), HAP 2 (WHA 2000) and HAP 3 (WHA 700, WHA 300)

Round nozzle












NR04 	Round nozzle, without vacuum	2,5 mm	1	T005 87 368 81N
NR05 	Round nozzle, without vacuum	4,0 mm	1	T005 87 368 67N
NR10 	Round nozzle, without vacuum	7,0 mm	1	T005 87 368 70N
NR02 	Round nozzle, without vacuum	1,7 mm x 45°	1	T005 87 368 82N
DR05 	Dual nozzle round, without vacuum	2 x 2,5	1	T005 87 368 83N

2 sides heated (type ND, Width X = heated side)

Model	Description	Length mm	Width	PU	Order no.
ND05 	Hot air nozzle, 2 sides heated	10.7	10.7	1	T005 87 368 43N
ND10 	Hot air nozzle, 2 sides heated	14	10.0	1	T005 87 368 42N
ND15 	Hot air nozzle, 2 sides heated	19	12.0	1	T005 87 368 41N
ND20 	Hot air nozzle, 2 sides heated	21.5	14.8	1	T005 87 368 40N



Four sides heated (Type NQ)

Model	Description	Length mm	Width	PU	Order no.
NQ05 	Hot air nozzle, four sides heated	10.7	10.7	1	T005 87 368 39N
NQ15 	Hot air nozzle, four sides heated	14.5	10.0	1	T005 87 368 38N
NQ10 	Hot air nozzle, four sides heated	14.8	14.8	1	T005 87 368 18N
NQ20 	Hot air nozzle, four sides heated	15.5	13.0	1	T005 87 368 37N
NQ25 	Hot air nozzle, four sides heated	18	18.0	1	T005 87 368 14N
NQ30 	Hot air nozzle, four sides heated	17.5	23.5	1	T005 87 507 21N
NQ35 	Hot air nozzle, four sides heated	20.5	20.5	1	T005 87 368 07N
NQ	Hot air nozzle, four sides heated	24	12.0	1	T005 87 368 80N
NQ40 	Hot air nozzle, four sides heated	26	26.0	1	T005 87 368 04N
NQ45 	Hot air nozzle, four sides heated	31.3	31.3	1	T005 87 368 33N
NQ50 	Hot air nozzle, four sides heated	36	36.0	1	T005 87 368 91N
NQ55 	Hot air nozzle, four sides heated	43.0	43.0	1	T005 87 368 90N

Soldering Stations

Soldering iron and safety rest

Soldering tips and nozzles

Preheating plates

Soldering baths

Circuit board holder

Solder feeder

Hot air heating gun

Temperature measuring

Accessories



Multi rest



Order No.	Description
T005 15 048 99N	Depositing rack for NR, ND, NQ Hot Air Nozzles for WHA 3000V and WHA 3000P (max. 6 nozzles)

Hot air nozzles for WQB

Model	inside	outside	PU	Order No.
Hot air nozzle 8,5 x 8,5 mm	8,5 x 8,5 mm	9,5 x 9,5 mm	1	T0058747945
Hot air nozzle 10,0 x 10,0 mm	10,0 x 10,0 mm	11,0 x 11,0 mm	1	T0058754967
Hot air nozzle 12,0 x 12,0 mm	12,0 x 12,0 mm	13,0 x 13,0 mm	1	T0058747848
Hot air nozzle 13,5 x 13,5 mm	13,5 x 13,5 mm	14,3 x 14,3 mm	1	T0058747904
Hot air nozzle 15,0 x 11,0 mm	15,0 x 11,0 mm	16,0 x 12,0 mm	1	T0058747893
Hot air nozzle 18,0 x 18,0 mm	18,0 x 18,0 mm	20,0 x 20,0 mm	1	T0058747833
Hot air nozzle 25, 0 x 25, 0 mm	25,0 x 25,0 mm	27,0 x 27,0 mm	1	T0058747764
Hot air nozzle 27,0 x 27,0 mm	27,0 x 27,0 mm	29,0 x 29,0 mm	1	T0058747850
Hot air nozzle 29,0 x 21,0 mm	29,0 x 21,0 mm	31,0 x 23,0 mm	1	T0058755792
Hot air nozzle 37,0 x 37,0 mm	37,0 x 37,0 mm	39,0 x 39,0 mm	1	T0058747753
Hot air nozzle 42,0 x 8,0 mm	42,0 x 8,0 mm	50,0 x 10,0 mm	1	T0058755780
Hot air nozzle 45,0 x 11,0 mm	45,0 x 11,0 mm	47,0 x 13,0 mm	1	T0058754903
Hot air nozzle 49,0 x 49,0 mm	49,0 x 49,0 mm	51,0 x 51,0 mm	1	T0058747941
Hot air nozzle 57,0 x 18,5 mm	57,0 x 18,5 mm	59,0 x 20,0 mm	1	T0058747985




WRK Reflowset

WRK Reflowset

Reflow system for SMD components with external hot air - works with desoldering station WR 3M.

Order No. T005 15 155 99N

- Accessory for 200 W Hot air station
- Reflow system with vacuum pick-up
- For desoldering of SMD components 30 x 30 mm



Scope of supply

Order No.	Model	Description
T005 87 617 03	Tripod Pick-up	Tripod Pick-up
T005 87 617 08	Pick-up 4,5 mm	Vacuum Pick-up 4,5 mm
T005 87 617 09	Pick-up 10 mm	Vacuum Pick-up 10 mm
T005 87 617 10	Reflow housing	Reflow housing 33 x 33 mm
T005 87 617 11	Reflow housing	Reflow housing 27 x 27 mm
T005 87 617 12	Reflow housing	Reflow housing 24 x 24 mm
T005 87 617 13	Reflow housing	Reflow housing 20 x 20 mm
T005 87 617 14	Reflow housing	Reflow housing 18 x 18 mm
T005 87 617 15	Reflow housing	Reflow housing 15,5 x 15,5 mm
T005 87 617 16	Reflow housing	Reflow housing 12,5 x 12,5 mm
T005 87 617 17	Reflow housing	Reflow housing 10 x 10 mm
T005 87 617 25	Rack for nozzles	Depositing rack for nozzles

Accessories


Order No.	Model	Description
T005 15 154 99N	Rack for Nozzles	WRK Depositing rack for Nozzles
T005 87 137 98	Vacuum insert Ø 10 mm	Vacuum insert Ø 10 mm
T005 87 137 99	Vacuum insert Ø 4,5 mm	Vacuum insert Ø 4,5 mm
T005 87 617 30N	WRK Set, 24 x 24 mm	Reflow housing set 24 x 24 mm, 27 x 27 mm
T005 87 617 31N	WRK Set, 20 x 20 mm	Reflow housing set 20 x 20 mm, 27 x 27 mm
T005 87 617 32N	WRK Set, 10 x 10 mm	Reflow housing set 10 x 10 mm, 12,5 x 12,5 mm, 15,5 x 15,5 mm, 18 x 18 mm



WRK Set, 24 x 24 mm

Reflow housing set 24 x 24 mm, 27 x 27 mm

Order No. T005 87 617 30N



Scope of supply


Order No.	Model	Description
508826	Compression spring	Compression spring
T0058713798	Vacuum insert Ø 10 mm	Vacuum insert Ø 10 mm
T0058761709	Pick-up 10 mm	Vacuum Pick-up 10 mm
T0058761711	Reflow housing	Reflow housing 27 x 27 mm
T0058761712	Reflow housing	Reflow housing 24 x 24 mm
T0058761724	VAC-hose	VAC-hose, WVP-WRK



WRK Set, 20 x 20 mm

Reflow housing set 20 x 20 mm, 27 x 27 mm

Order No. T005 87 617 31N



Scope of supply

Order No.	Model	Description
508826	Compression spring	Compression spring
T0058713798	Vacuum insert Ø 10 mm	Vacuum insert Ø 10 mm
T0058761709	Pick-up 10 mm	Vacuum Pick-up 10 mm
T0058761711	Reflow housing	Reflow housing 27 x 27 mm
T0058761713	Reflow housing	Reflow housing 20 x 20 mm
T0058761724	VAC-hose	VAC-hose, WVP-WRK

Soldering Stations

Soldering iron
and safety restSoldering tips
and nozzles

Preheating plates

Soldering baths

Circuit board holder

Solder feeder

Hot air heating gun

Temperature
measuring

Accessories



Preheating plates

Preheating plates are used to preheat circuit boards under repair to reduce the possibility of thermal damage and to reduce the heat requirement of the soldering tool for speeding up the repair process.



WHP 80 Preheating plate

Preheating plate 80 W, 24 V, 80 x 50 mm



Order No. T0052702899N

- WHP 80 24 V - 80 Watt temperature controlled preheat plate
- Accessory for WT1, WT1H, WT2M, WD1, WD2, WD1M and WD2M soldering stations and WR rework units
- For preheating of electronic components and single sided PC board assemblies
- Compatible with lead free solders
- Precision temperature control / 150° F - 400° F (50° C - 200° C)
- Heated surface - 80 W: Heating plate - 3.15" x 1.97" / 80 mm x 50 mm



Scope of supply	Order No.	Model	Description
	T005 27 028 99N	WHP 80 Preheating plate	Preheating plate 80 W, 24 V, 80 x 50 mm

Accessories	Order No.	Model	Description
	T005 32 786 99N	PUD 151	Power Unit 150 W
	T005 34 156 99N	WD 1M	Power Unit 150 W (160 W)
	T005 34 346 99N	WT 1	1-Channel Power Unit, 95 W
	T005 34 356 99N	WT 1H	1-Channel Power Unit, 150 W



WXHP 120 Preheating plate

Preheating plate 120 W

120 W

WX
compatibleTRACEability
qualified

Order No. T0052702999N

- WXHP 120 24 V - 120 Watt temperature controlled preheat plate
- Accessory for WX series soldering stations and WXD / WXA desoldering and hot air stations
- For preheating of electronic components and single sided PC board assemblies
- Compatible with lead free solders
- Precision temperature control / 150° F - 400° F (50° C - 200° C)
- Heated surface -120 W: Heating plate - 3.15" x 1.97" / 80 mm x 50 mm



Scope of supply	Order No.	Model	Description
	T005 27 029 99N	WXHP 120 Preheating plate	Preheating plate 120 W

WHP 200 Infrared preheating plate

Preheating plate 200 W, 230 V, 120 x 60 mm with easy fix board holder

200 W

WT
compatible

Order No. WHP200N

- WHP 200 - 120 V - 200 Watt Digital Preheating Plate
- For rework of single or dual sided PC board assemblies
- Short wave IR heater ramps up the temperature of the PC board assembly from below
- Precision temperature control / 150° F - 750° F (50° C - 400° C)
- Read and set temperatures are indicated digitally
- Heated surface - 200 W: Small heating plate - 4.72" x 2.36" / 120 mm x 60 mm



Scope of supply	Order No.	Model	Description
	WHP200 N	WHP 200 Infrared preheating plate	Preheating plate 200 W, 230 V, 120 x 60 mm with easy fix board holder



WHP 1000 Preheating plate

Preheating plate 1000 W

1000 W

WX compatible

TRACEability qualified



Order No. WHP1000N

- WHP 1000 - 120 V - 850 Watt Digital Preheating Plate
- For rework of single sided PC board assemblies
- The heating plate ramps up the assembly from below using direct contact
- Precision temperature control / 150° F - 570° F (50° C - 300° C)
- Read and set temperatures are indicated digitally
- RS-232 Interface for connection to Weller hot air stations WHA 3000 or WX series soldering stations
- Heating surface 8.75" x 6.0" / 220 x 150 mm
- Thermocouple (Type K) input for temperature control at the component level



Scope of supply	Order No.	Model	Description
	WHP100 0N	WHP 1000 Preheating plate	Preheating plate 1000 W



WHP 3000 Infrared preheating plate

Infrared preheating plate 600 W with Easy Fix board holder



Order No. WHP3000N

- WHP 3000 - 120 V - 200 to 600 Watt Digital Preheating Plate
- For rework of single or dual sided PC board assemblies
- Short wave IR heaters ramp up the temperature of the PC board assembly from below
- Precision temperature control / 150° F - 750° F (50° C - 400° C)
- Read and set temperatures are indicated digitally
- RS-232 Interface for connection to Weller hot air stations WHA 3000 or WX series soldering stations
- Heated surface - 200 W: Small heating plate
- 4.72" x 2.36" / 120 mm x 60 mm
- Heated surface - 600 W: Large heating plate
- 4.72" x 7.28" / 120 mm x 185 mm
- Thermocouple (Type K) input for temperature control at the component level



Scope of supply	Order No.	Model	Description
	WHP300 0N	WHP 3000 Infrared preheating plate	Infrared preheating plate 600 W with Easy Fix board holder

Accessories	Order No.	Model	Description
	T005 31 190 99	Thermoelement type K, Ø 0,5 mm	Thermoelement type K, Ø 0,5 mm
	T005 31 191 99	RS 232 Interface cable	Interface cable RS 232, 2 m (78.74 in) for remote control or monitoring by PC (type 1:1) T005 87 359 09
	T005 33 164 99N	WBH PCB board holder without stand	PCB board holder without stand
	T005 33 165 99N	WBHS PCB board holder with stand	PCB board holder with stand for WHA 3000P, WHA 3000V and WTHA 1
	T005 87 578 75N	Board holder	Easy fix board holder



Soldering baths

Rework preparation tool e.g. for tin coating of wire ends and cleaning of leads and wires from excess and dirt. All soldering baths are suitable for lead free solder.




WSB 80 Soldering bath

Soldering bath 80 W, 24 V



Order No. T0052704099N

- WSB 80 Solder Bath 80 W - 24 V
- Accessory for WT series soldering stations and WR series rework stations
- For tin coating and preparation of small electronics components and leads
- Also used to clean excess solder from small component leads
- Precision temperature control / 150° F - 850° F / 50° C - 450° C
- Heated surface - 80 W: Soldering bath - Ø 0.8" x 0.98" D / Ø 20.3 mm x 24.9 mm D
- Compatible with lead free solders
- ESD safe



Scope of supply	Order No.	Model	Description
	T005 27 040 99N	WSB 80 Soldering bath	Soldering bath 80 W, 24 V



WSB 150 Soldering bath

Soldering bath 150 W, 24 V

150 W

WT
compatible

Order No. T0052704299N

- WSB 150 Soldering Bath 150 W - 24 V
- Accessory for WT series soldering stations and WR series rework stations
- For tin coating and preparation of electronics components and leads
- Also used to clean excess solder from component leads
- Precision temperature control / 150° F - 850° F / 50° C - 454° C
- Heated surface - 150 W: Soldering bath - 2.3" x 1.2" x 0.75" / 58 mm x 30 mm x 19 mm
- Compatible with lead free solders
- ESD safe



Scope of supply

Order No.	Model	Description
T005 27 042 99N	WSB 150 Soldering bath	Soldering bath 150 W, 24 V

WXS 200 Soldering bath

Soldering bath 200 W, 24 V

200 W

WX
compatibleCEat
qua.

Order No. T0052704399N

- WXS 200 Soldering bath 200 W - 24 V
- Accessory for WX / WXD and WXA series soldering, desoldering and hot air stations
- For tin coating and preparation of electronics components and leads
- Also used to clean excess solder from component leads
- Precision temperature control / 200° F - 930° F / 100° C - 500° C
- Heated surface - 200 W: Soldering bath - 2.3" x 1.2" x 0.75" / 58 mm x 30 mm x 19 mm
- Compatible with lead free solders
- ESD safe



Scope of supply

Order No.	Model	Description
T005 27 043 99N	WXS 200 Soldering bath	Soldering bath 200 W, 24 V

Soldering Stations

Soldering iron
and safety restSoldering tips
and nozzles

Preheating plates

Soldering baths

Circuit board holder

Solder feeder

Hot air heating gun

Temperature
measuring


Accessories





Circuit board holder

WBHS circuit board holder with a pivoting stand for the hot air pencil. Circuit boards up to 310 x 320 mm can be accommodated. The circuit board holder ensures that the hot-air pencil is vertical to the printed circuit board under repair and the pivoting stand allows the hot-air pencil to be raised and lowered precisely onto the component being reworked.



WBHS PCB board holder with stand

PCB board holder with stand for WHA 3000P, WHA 3000V and WTHA 1



Order No. T0053316599N

- Max. size 310 x 320 mm
- Board positioning in X and Y directions
- For single and double-sided boards
- Stand to mount HAP 3000 or WTHA 1 hot-air pencil
- WHP 3000 preheating plate could be fitted under the board holder



Scope of supply	Order No.	Model	Description
	T0053316599N	WBHS PCB board holder with stand	PCB board holder with stand for WHA 3000P, WHA 3000V and WTHA 1

Soldering Stations

Soldering iron and safety rest

Soldering tips and nozzles

Preheating plates

Soldering baths

Circuit board holder

Solder feeder

Hot air heating gun

Temperature measuring

Accessories



WBH PCB board holder without stand

PCB board holder without stand



Order No. T0053316499N

- For retaining and securing the circuit boards under repair.
- Same as WBHS but without stand



Scope of supply	Order No.	Model	Description
	T0053316499N	WBH PCB board holder without stand	PCB board holder without stand


ESF120

Antistatic PCB board holder



Order No. T0051502699N

- Max. size 160 x 235 mm
- Rotates through 360° in increments of 15°
- Spring clamp
- Cushioned arm for component fixing



Scope of supply	Order No.	Model	Description
	T0051502699N	ESF120	Antistatic PCB board holder



WBH 2 PCB board holder

Board holder without stand

Order No. T0053316799

- Max. size 310 x 320 mm



Scope of supply	Order No.	Model	Description
	T0053316799	WBH 2 PCB board holder	Board holder without stand

Soldering Stations

Soldering iron and safety rest

Soldering tips and nozzles

Preheating plates

Soldering baths

Circuit board holder

Solder feeder

Hot air heating gun

Temperature measuring

Accessories





WTSF Flowing Smart

SINGLE-HANDED SOLDERING

A choice of a pulse or timer mode which accurately controls the method of delivery of the solder that reaches the solder tip.

Efficient one-handed soldering.

Precise solder-feeding system for highest productivity.



WTSF 80

Solder Feeder System 80 W

80 W (86 W)



Silver Line



LT



Order No. T0051390699

- For solder wire from \varnothing 0.5 mm bis 1.0 mm
- Precise operation for highest quality work
- Nonstick coating inside solder feed tube (no flux adhesion; save on maintenance costs)
- Integrated start / stop / standby functions conserves energy and extends the service life of the unit
- Amount of solder can be pre-set for efficient use. Feed motion is adjustable from 1 mm/s to 27.5 mm/s (0.04 in./s to 1.08 in./s)
- Pulse mode: a defined amount of solder is applied each time the finger switch is pressed (LED on), Normal mode: the solder wire is continuously delivered as long as the switch is pressed (LED off)
- Compatible with Weller WT1, WD1, WD1M, WR2, and WR3M soldering and rework base stations (sold separately)



Scope of supply	Order No.	Model	Description
	T005 13 906 99	WTSF 80	Solder Feeder System 80 W
	T005 13 914 99	WTSF / WXS F Power Supply	Power supply for WTSF 80, WTSF 120, WXS F 120
	T005 15 027 99N	KH 27	Safety rest with cleaning sponge for HAP 1, WSP 150
	T005 44 405 99	LT B	Soldering tip, chisel, \varnothing 2,4 x 0,8 mm
Accessories	Order No.	Model	Description
	T005 13 949 99	Replacement pipe 1 WTSF	for WTSF FlowinSmart, 0,5mm



WTSF 120

Solder Feeder System 120 W

120W (126W) **WT** compatible **Power Response** 



Order No. T0051390799

- Efficient, single-handed soldering
- Nonstick coating inside solder feed tube (no flux adhesion; save on maintenance costs)
- Integrated start / stop / standby functions conserves energy and extends the service life of the unit
- Compatible with Weller WT1H, WT2M, WT2M, WD 1M, WR 2, WR 3M rework station (sold separately)
- Timer mode: a defined amount of solder is applied time the finger switch is pressed (LED on)
- Pulse mode: the solder wire is continuously delivered as long as the switch is pressed (LED off)
- Compatible with Weller WD1M, WR2, WR3M and WT soldering and rework base stations (sold separately)
- Compatible with 0.5mm, 0.8mm, and 1.0 mm solder wire diameters
- Consists of WTSF120 solder feeder unit, XTB (2.4 mm) soldering tip, 120W soldering iron with integrated solder feeder



Scope of supply	Order No.	Model	Description
	T005 13 907 99	WTSF 120	Solder Feeder System 120 W
	T005 13 914 99	WTSF / WXSf Power Supply	Power supply for WTSF 80, WTSF 120, WXSf 120
	T005 15 027 99N	KH 27	Safety rest with cleaning sponge for HAP 1, WSP 150

Accessories	Order No.	Model	Description
	T005 13 949 99	Replacement pipe 1 WTSF	for WTSF FlowinSmart, 0.5mm



WXSF 120

Solder Feeder System 120 W

120W (126W)



Power Response



XT



Order No. T0051391199

- Efficient, single-handed soldering
- Precise operation for highest quality work
- Nonstick coating inside solder feed tube (no flux adhesion; save on maintenance costs)
- Integrated start / stop / standby functions conserves energy and extends the service life of the unit
- Amount of solder can be pre-set for efficient use. Feed motion is adjustable from 1 mm/s to 27.5 mm/s (0.04 in./s to 1.08 in.s)
- Timer mode: a defined amount of solder is applied each time the finger switch is depressed (LED on)
- Pulse mode: the solder wire is continuously delivered as long as the switch is pressed (LED off)
- Compatible with Weller WX series soldering and rework base stations (sold separately)
- Compatible with 0.5mm, 0.8mm, and 1.0 mm solder wire diameters
- Consists of WXSF120 solder feeder unit, XTB (2.4 mm) soldering tip, 120W soldering iron with integrated solder feeder



Scope of supply	Order No.	Model	Description
	T005 13 911 99	WXSF 120	Solder Feeder System 120 W
	T005 13 914 99	WTSP / WXSF Power Supply	Power supply for WTSP 80, WTSP 120, WXSF 120
	T005 15 027 99N	KH 27	Safety rest with cleaning sponge for HAP 1, WSP 150

Accessories	Order No.	Model	Description
	T005 13 949 99	Replacement pipe 1 WTSP	for WTSP FlowinSmart, 0.5mm

Soldering Stations

Soldering iron and safety rest

Soldering tips and nozzles

Preheating plates

Soldering baths

Circuit board holder

Solder feeder

Hot air heating gun

Temperature measuring

Accessories



Hot air heating gun

6966C HEAT GUN

Hot air heat gun 250 W / 110 V

250 W



Order No. 6966C

- Heavy duty heater and fan components for long service life
- Light weight for reduced operator fatigue
- Perfect for shrink tubing and vinyl/T.F.E., epoxy curing , drying, and cooling
- 3-way switch: Hi-Off-Cool
- 3 Wire grounded plug, 6' power cord



Scope of supply	Order No.	Model	Description
	6966C	6966C HEAT GUN	Hot air heat gun 250 W / 110 V

Accessories	Order No.	Model	Description
		6956	
	6965A	Rest for gun	Stand, Weller® Wire for 6966C Heat Gun
	T005 13 500 99N	Maintenance set DSX 80 / DXV 80	Maintenance set for DSX 80 and DXV 80
	T108 2	1082 REFLECTOR	
	T695 7	Reflector	Reflector, Weller® Large 1 1/2", for 6966C Heat Gun
	T695 7	Nozzle	
	T696 4	Nozzle for Heat Gun 6966, spare part	Nozzle for Heat Gun 6966, spare part



Accessories	Temperature measuring	Hot air heating gun	Solder feeder	Circuit board holder	Soldering bathes	Preheating plates	Soldering tips and nozzles	Soldering iron and safety rest	Soldering Stations
-------------	-----------------------	---------------------	---------------	----------------------	------------------	-------------------	----------------------------	--------------------------------	--------------------





USB Microscope



- Microscope with digital camera and USB interface
- Adjustable work stand
- Application software
- Magnification: 20X – 90X
- Sensor 1/3" Color CMOS
- Video frame rate: up to 30 Fps
- Illumination: 8 build-in Hightech LEDs
- LED on/off controlled by software
- Save file format: BMP, JPG, AVI
- Cable length: approx. 1,8 m



WLSK 200 Vakuum-Pen

Vacuum-Pen including Tip 3,2 mm x 9,5 mm

Order No. WLSK200



Scope of supply	Order No.	Model	Description
	TWLSK200 T18	WLSKT 18	Replacement with tip, rubber 3,2 mm
	TWLSK200 T38	WLSKT 38	Replacement with tip, rubber 9,5 mm

Soldering Stations

Soldering iron and safety rest

Soldering tips and nozzles

Preheating plates

Soldering bathes

Circuit board holder

Solder feeder

Hot air heating gun

Temperature measuring

Accessories



Manual desoldering pump

Manual desoldering pump

Order No. 7874B



- Antistatic housing
- Facilitates accurate printed circuit repair and cleaning
- May be used with soldering iron

Accessories	Order No.	Model	Description
	7875B	Replacement tip for 7874B	



Accessories Cleaning

WDC Dry Cleaner

Dry cleaner for soldering tips with brass cleaning wool

Order No. T0051512499N

- Minimization of the erosion
- Double soldering tip lifetime



Scope of supply	Order No.	Model	Description
	T005 15 124 99N	WDC Dry Cleaner	Dry cleaner for soldering tips with brass cleaning wool

WDC 2 Dry Cleaner

Dry Cleaner for WDH safety rests with brass cleaning wool

Order No. T0051512599

- doubles soldering tip life-time



Scope of supply	Order No.	Model	Description
	T005 15 125 99	WDC 2 Dry Cleaner	Dry Cleaner for WDH safety rests with brass cleaning wool

Soldering Stations

Soldering iron and safety rest

Soldering tips and nozzles

Preheating plates

Soldering baths

Circuit board holder

Solder feeder

Hot air heating gun

Temperature measuring

Accessories



Brass cleaning wool

Brass cleaning wool for WDC Dry Cleaner (T0051512499) Replacement (2 pcs.)


Order No. T0051384099

Cleaning sponge

Cleaning sponge single-layer, 70 x 55 x 16 mm

Order No. T0052241999

- T0052241999 - Cleaning Sponge, Single-Layer
- Cleaning Sponge, Single-Layer
- 5 Sponges per pack
- Fits Weller WDH & WSR Series Soldering Tool Stands



Scope of supply	Order No.	Model	Description
	T005 22 419 99	Cleaning sponge	Cleaning sponge single-layer, 70 x 55 x 16 mm



TC205

Cleaning sponge for WEP 70 safety rest

Order No. TC205

- TC205



Scope of supply	Order No.	Model	Description
	TC205	TC205	Cleaning sponge for WEP 70 safety rest

Sponge, 2 hole replacement

Cleaning sponge with 2 holes

Order No. T9904

- Replacement soldering tip cleaning sponge, 2 holes

Soldering Stations

Soldering iron and safety rest

Soldering tips and nozzles

Preheating plates

Soldering bathes

Circuit board holder

Solder feeder

Hot air heating gun

Temperature measuring

Accessories




WPB 1 Polishing Bar

Polishing Bar for removal of compacted oxidised films on soldering tips

Order No. WPB1

- Cleaning only possible in cold state of the soldering tip
- Use on cold tips only
- Removes oxidation and surface contamination from tips
- Re-tin tip immediately after use to prevent oxidation



Scope of supply	Order No.	Model	Description
	WPB1	WPB 1 Polishing Bar	Polishing Bar for removal of compacted oxidised films on soldering tips

Tip Tinner

For regeneration of oxidized tips

Order No. T0051303199

- Cleaning only possible in hot state of the soldering tip
- lead free tip tinner



Scope of supply	Order No.	Model	Description
	T005 13 031 99	Tip Tinner	For regeneration of oxidized tips



Filtration

FUME EXTRACTION SOLUTIONS

+ LOW NOISE

+ LOW ENERGY CONSUMPTION

+ LARGE FILTER SURFACE FOR LONGER FILTER LIFETIME



Volume extraction

More suitable for applications involving, for example hand soldering, solder baths, hot-air soldering, microsoldering as well as gluing and cleaning work. Weller offers various mobile systems that purify the air for up to 8 workstations.

- Large areas can be covered
- Low maintenance
- For 1 to up to 8 work places
- Extraction cabinets
- Remote control



Tip extraction

Weller FE (fume extraction) soldering irons have a smoke tube integrated into the handle. When soldering, the tube is positioned directly above the tip and collects any fumes produced. Fume extraction attachments can be retrofitted to non-fume extraction Weller soldering irons.

- Low investment per workstation
- Contaminants extraction right at the source
- Up to 20 soldering points with one system (max. 200 m apart)
- Ergonomic with easy access to workpiece
- Minimal air movement

 **MOBILE**



Filtration

Filtration

194 - 234

 **QUICK & EASY
INSTALLATION**

Volume fume extraction	198
Exhaust hood	213
Easy-Click 60 Extraction Arms	215
Accessories for extraction arms	219
Accessories Volume Extraction	220
Tip extraction	223
Accessories	227
Spare Filters	228
Spare Filters	231
Compact filters MG 140	234

ZERO SMOG[®] and LASERLINE fume extraction solutions

WE CARE FOR YOUR ENVIRONMENT.

Why fume extraction?

Many work environments today, including soldering and adhesives applications, create particles and gases that can be harmful to the work place and the environment. To protect the operator, it is important to use an extraction system that is able to separate these particles and gases and then re-circulates the cleaned air back into the work place.

It is important to use the correct safety equipment to remove these hazardous substances. Inhaling fine particles is more dangerous than big particles that get caught more easily because they can block the alveoli in the lungs.

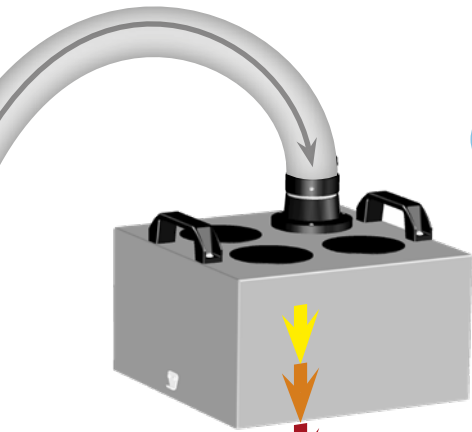


Why fume extraction?
See the video on
www.youtube.com/wellersoldering

Fine particles – A health hazard!

Protect your health and the health of your employees!
Particles and gases are hazardous to health. Fine particles can get into the lungs and cause allergies, asthma or cancer.

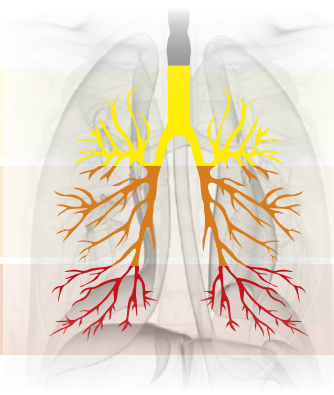
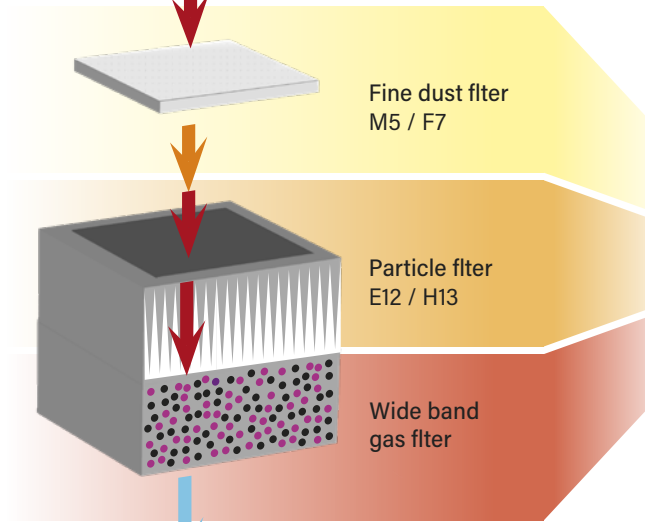




+ SEPARATE FILTERS
LESS WEAR

Up to four filters of different permeability separate out particles and gases that are hazardous to health.

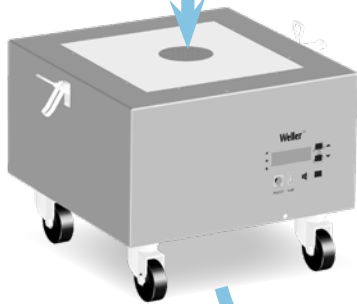
Filter classification:	Recommended application
In accordance with EN 1822:2009	M5 For standard applications
	F7 For applications with high flux or dust content
	E12 / H13 For applications with high flux or dust content
	Gas For applications with fumes from adhesives and solvents



- Fibers, pollen 10 µm
Bacteria, pigments 5 µm
- Smog
Asbestos dust > 1 µm
Viruses > 0.5 µm
- Gas

FINE DUST ACCUMULATION IN THE HUMAN BODY

- The smaller particles are, the deeper they penetrate into the respiratory system
- The deeper particles penetrate, the higher the health risks are
- The smallest particles travel via alveoli into the bloodstream



End product – clean air – is re-circulated into the workplace.

+ SAVES ENERGY
AND REDUCES
ENERGY COSTS



BEFORE
New filter

AFTER
90 minutes
soldering with
leadfree solder wire



Volume fume extraction

Weller systems are specifically designed for continuous operation in industrial environments. Care and attention at the design stage plus careful component choice and a high quality manufacturing process have given Weller extraction systems a world wide reputation for reliability and longevity.



SELECTION GUIDE

based on particle- and gas filter capacity

Application	Standard systems			Systems with high gas filter volume		Central systems with automatic flow control	
	Zero Smog EL	Zero Smog TL	MG 130	MG 100S	MG 140	Zero Smog 4V	Zero Smog 6V
Hand soldering	✓✓	✓✓	✓✓	✓✓✓	✓✓✓	✓✓✓	✓✓✓
Heavy duty fume applications (solder bath, selective wave)	✓	✓	✓	✓	✓✓	✓✓	✓✓✓
Soldering, gluing, cleaning, filling	✓	✓	✓✓	✓✓✓	✓✓✓	✓✓	✓✓✓
Gluing, Cleaning, Filling	✓	✓	✓✓	✓✓✓	✓✓✓	✓✓✓	✓✓✓
Finedust	✓✓	✓✓	✓✓	✓	✓✓✓	✓✓	✓✓✓
MEK (Methyl Ethyl Ketone)			✓	✓✓✓	✓✓✓	✓	✓
VOC (Volatile Organic Compounds)			✓	✓✓✓	✓✓✓	✓	✓✓✓
Cleanroom					✓✓✓		



Zero Smog EL

Fume extraction unit

120 VA  **< 53 db(A)**

Order No. ZEROSMOGELN

- Fume extraction unit for 1 to 2 workplaces.
- Fine dust pre-filter M5 that can be separately changed, without having to change main filter
- Granular activated carbon filter for effective gas filtering
- Portable fume extraction unit, for placement under or next to the bench-top.
- Easy filter change.



TECHNICAL DATA

Max. capacity	1–2 workstations
Dimensions L x W x H (Inches)	13.19 x 14.17 x 17.52
Dimensions L x W x H (mm)	335 x 360 x 445
Weight (approx.) in kg	8.6
Voltage	120 V
Power	120 VA ; 110 W
Noise level (distance 1 m) dB(A)	< 53
Max. blower vacuum (Pa)	2500
Capacity m ³ /h	150
Pre-filter	M5
Compact filter	Particle filter H13, and granular activated carbon filter

Scope of supply	Order No.	Model	Description
	T005 87 627 01	Filterset for Zero Smog 2, Zero Smog EL, WFE 2ES / CS	Compact filter: particle filter H13 and granular activated carbon filter with 10 pre-filters M5 for Zero Smog 2, Zero Smog EL, WFE 2ES / CS
	T005 87 627 03	Fine dust filter M5 for WFE 2ES/CS, Zero Smog 2, Zero Smog EL	Fine dust filter M5 for WFE 2ES/CS, Zero Smog 2, Zero Smog EL



Volume fume extraction

Zero Smog EL Kit 1

Fume extraction unit with flexible arm and funnel nozzle

120 VA



55 db(A)



Order No. ZEROSMOGELKIT1N

- Fume extraction unit for up to 2 workplaces
- H13 HEPA filter – surface area of 2.4 m² for longer filter life
- Simple filter replacement
- Easy Click 60 – 60 mm accessories
- Four speed adjustments for optimum blower control



TECHNICAL DATA

Max. capacity	1–2 workstations
Dimensions L x W x H (Inches)	13.19 x 14.17 x 17.52
Dimensions L x W x H (mm)	335 x 360 x 445
Weight (approx.) in kg	8.6
Voltage	120 V
Power	120 VA ; 110 W
Noise level (distance 1 m) dB(A)	55
Max. blower vacuum (Pa)	2500
Capacity m ³ /h	150
Pre-filter	M5
Compact filter	Particle filter H13, Active carbon filter

Scope of supply

Order No.	Model	Description
T005 87 627 01	Filterset for Zero Smog 2, Zero Smog EL, WFE 2ES / CS	Compact filter: particle filter H13 and granular activated carbon filter with 10 pre-filters M5 for Zero Smog 2, Zero Smog EL, WFE 2ES / CS
T005 87 627 03	Fine dust filter M5 for WFE 2ES/CS, Zero Smog 2, Zero Smog EL	Fine dust filter M5 for WFE 2ES/CS, Zero Smog 2, Zero Smog EL
ZEROSMOGELN	Zero Smog EL	Fume extraction unit



Zero Smog TL

Fume extraction unit Zero Smog TL



Order No. ZEROSMOGTLN

- Low noise levels
- Automated filter change notification system
- Automated filter change notification system
- Longer service life due to exceptionally large filter surface
- For connection to a WX / WT station a WT Hub is needed

TECHNICAL DATA

Max. capacity	1–2 workstations
Dimensions L x W x H (Inches)	13.976 x 13.110 x 17.913
Dimensions L x W x H (mm)	335 x 330 x 445
Weight (approx.) in kg	9
Voltage	120 V
Power	120 VA ; 110 W
Noise level (distance 1 m) dB(A)	< 50
Max. blower vacuum (Pa)	3.000
Capacity m ³ /h	190
Pre-filter	F7
Compact filter	Particle filter H13 and granular activated carbon filter



Scope of supply	Order No.	Model	Description
	T005 87 628 57	Fine dust filter F7 for Zero Smog TL	Fine dust filter F7 for Zero Smog TL
	T005 87 628 58	Compact filter ZS TL	Filter Set: Compact filter particle filter H13 and granular activated carbon filter with 10 F7 pre-filters for the Zero Smog TL



Volume fume extraction

ZERO SMOG TL KIT 1

Fume extraction unit with flexible extraction arm, extraction hose, stop valve with bench mounting brackets, remote switch and funnel nozzle

120 W **WX** compatible **TRACEability** qualified **WT** compatible
 LOW SOUND LEVEL < 50 db (A)

Order No. ZEROSMOGTLKIT1N



Scope of supply	Order No.	Model	Description
	0F10	0F10 flexible Extraction arm	Easy-Click 60 flexible Extraction arm, Ø 60 mm for sloped and funnel nozzles, length 1 m
	700-3051-ESD	Extraction hose 3 meter	Easy-Click 60 Extraction hose Ø 60 mm, length: 3 meter
	ALFA	ALFA Funnel Nozzle	Easy-Click 60 Funnel nozzle, for flexible and stativ extraction arm, width 230 mm, height 100 mm. To be mounted on an aluminium extraction arm without flexible hose, adapter Z is needed. See extraction arms accessories.
	FT91000033	On-/Off-Switch	ZSRS Zero Smog Remote Switch
	T0058762857	Fine dust filter F7 for Zero Smog TL	Fine dust filter F7 for Zero Smog TL
	ZEROSMOGTLN	Zero Smog TL	Fume extraction unit Zero Smog TL



MG130 100-240V

Fume extraction unit MG 130

100 W



48 db(A)



Order No. U-130-1000-ESDN

- Unit purifies air up to 2 workplaces
- 100–240 power supply for global use
- Filter alarm and 3 steps speed control
- Small foot print design
- The fume extraction unit MG 130 is easy to install and operate. Is supplied complete ready to place close to the workbench.



TECHNICAL DATA

Max. capacity	1–2 workstations
Dimensions L x W x H (Inches)	18,11 x 8,26 x 19,68
Dimensions L x W x H (mm)	460 x 210 x 500
Weight (approx.) in kg	11
Voltage	100-240 V
Power	100 W
Noise level (distance 1 m) dB(A)	48
Max. blower vacuum (Pa)	2.300
Capacity m ³ /h	140
Pre-filter	F7
Compact filter	Particle filter H13, Wide band gas filter (50 % Active carbon + 50 % Chemisorb)
ESD-safe	✓

Scope of supply

Order No.	Model	Description
130-2000-ESDN	Compact filter MG 130	Particle filter H13 and wide band gas filter, Standard
130-2010	Fine dust filter F7 MG 130	Fine dust filter F7 for MG 130

Volume extraction

Tip Extraction

Laser Extraction

Accessories Volume extraction

Spare filter



Volume fume extraction

MG 130 Kit Nozzle

Fume extraction unit MG 130 mit Kit Nozzle

100 W

LOW SOUND LEVEL < 52 db(A)



Order No. U-130-1055-ESDN



Scope of supply	Order No.	Model	Description
	0F10	0F10 flexible Extraction arm	Easy-Click 60 flexible Extraction arm, Ø 60 mm for sloped and funnel nozzles, length 1 m
	130-2000-ESDN	Compact filter MG 130	Particle filter H13 and wide band gas filter, Standard
	130-2010	Fine dust filter F7 MG 130	Fine dust filter F7 for MG 130
	FT-NL	FT-NL Sloped nozzle	Easy-Click 60 metal nozzle Ø 60 mm, length 130 mm.



MG100S 110-240 V

Fume extraction unit MG 100S

100 W

< 52 db(A)



Order No. U-100-1000-ESDN

- Purifies air at up to 2 workplaces
- H13 particle filter and wide band gas filter
- Electronic filter control with filter alarm
- 3-speed setting
- Compact footprint



TECHNICAL DATA

Max. capacity	1-2 workstations
Dimensions L x W x H (Inches)	18.11 x 8.26 x 24.15
Dimensions L x W x H (mm)	460 x 210 x 610
Weight (approx.) in kg	15
Voltage	110 - 240 V, 50/60 Hz
Power	100 W
Noise level (distance 1 m) dB(A)	< 52
Max. blower vacuum (Pa)	2.300
Capacity m ³ /h	140
Pre-filter	-
Compact filter	Particle filter H13, Wide band gas filter (50 % Active carbon + 50 % Chemisorb)
ESD-safe	✓

Scope of supply

Order No.	Model	Description
	MG 100S Unit	MG 100S Fume Extraction Unit
100-2000-ESDN	Compact filter MG 100S Standard	Particle filter H13 and wide band gas filter, Standard

Volume extraction

Tip Extraction

Laser Extraction

Accessories Volume extraction

Spare filter



Volume fume extraction

MG100S Kit 1

Fume extraction unit MG 100S with Kit 1 Funnel

100 W

LOW SOUND LEVEL  < 52 db(A)



Order No. U-100-1056-ESDN

Scope of supply	Order No.	Model	Description
		MG 100S Unit	MG 100S Fume Extraction Unit
	100-2000-ESDN	Compact filter MG 100S Standard	Particle filter H13 and wide band gas filter, Standard
	T005 36 571 99N	Kit 1 WF Funnel Nozzle	Easy-Click 60 extraction arm, flexible with funnel nozzle and stop valve

MG100S Kit 2

Fume extraction unit MG 100S with Kit 2 Funnel

100 W

LOW SOUND LEVEL  < 52 db(A)



Order No. U-100-1055-ESDN

Scope of supply	Order No.	Model	Description
		MG 100S Unit	MG 100S Fume Extraction Unit
	0F15	0F15 Flexible extraction arm	Extraction arm, flexible, Ø 60 mm for sloped and funnel nozzles, length 1,5 m
	ALFA	ALFA Funnel Nozzle	Easy-Click 60 Funnel nozzle, for flexible and stativ extraction arm, width 230 mm, height 100 mm. To be mounted on an aluminium extraction arm without flexible hose, adapter Z is needed. See extraction arms accessories.



MG140

Fume extraction unit MG 140

100 W

LOW
SOUND
LEVEL

< 50 db(A)



Order No. U-145-1000-ESDN

- Unit purifies air at up to 2 workplaces
- High Gasfilter volume
- Electronic filter control with alarm function
- Switch power supply 100 - 240 V
- 4 wheels for easy movement



TECHNICAL DATA

Max. capacity	2 workstations
Dimensions L x W x H (Inches)	13.77 x 13.18 x 25.78
Dimensions L x W x H (mm)	350 x 335 x 655
Weight (approx.) in kg	18
Voltage	110 - 240 V, 50/60 Hz
Power	100 W
Noise level (distance 1 m) dB(A)	< 50
Max. blower vacuum (Pa)	2.300
Capacity m ³ /h	140
Pre-filter	F7
Compact filter	Particle filter H13, Wide band gas filter (50 % Active carbon + 50 % Chemisorb)
ESD-safe	✓

Scope of supply

Order No.	Model	Description
145-2000-ESDN	Compact filter MG 140	Particle filter H13 and wide band gas filter, Standard
145-4000	Pre-filter MG 140	Pre-filter for MG 140 / F8 (2 pieces)

Volume extraction

Tip Extraction

Laser Extraction

Accessories Volume extraction

Spare filter



Volume fume extraction

Zero Smog 4V

Fume extraction unit Zero Smog 4V

275 VA
WX compatible
TRACEability qualified
WT compatible

LOW SOUND LEVEL
51 db(A)

Order No. T0053660299N

- Mobile fume extraction unit purifies air at up to 4 workplaces
- Includes F7 fine dust pre-filter and compact filter with 50% H13 HEPA filter and 50% Chemabsorb
- Adjustable pressure control optimizes air flow regulation for each work place
- Noise dampened metal housing



TECHNICAL DATA


Max. capacity	1–4 workstations
Dimensions L x W x H (Inches)	13.58 x 12.79 x 19.88
Dimensions L x W x H (mm)	345 x 325 x 505
Weight (approx.) in kg	19
Voltage	120 V
Power	275 VA
Noise level (distance 1 m) dB(A)	51
Max. blower vacuum (Pa)	3.800
Capacity m ³ /h	230
Pre-filter	Pre-filter F7
Compact filter	Particle filter H13, Wide band gas filter (50 % Active carbon + 50 % Chemisorb)
ESD-safe	✓

Scope of supply	Order No.	Model	Description
	T005 87 359 36N	Compact filter Zero Smog 4V, WFE 2S	Compact filter: Particle filter H13 and wide band gas filter (50% active carbon, 50% Chemisorb) for Zero Smog 4V, WFE 2S
	T005 87 359 38	Fine dust filter F7 WFE 2S, Zero Smog 4V	Fine dust filter F7 for WFE 2S, Zero Smog 4V
	T005 87 627 67N	Easy-Click 60 Hose connector straight	Easy-Click 60 Hose connector, straight for WFE 2S / WFE 4S, Zero Smog 4V / Zero Smog 6V and pre filter box



Zero Smog 4V Adhesive fume filter

Fume extraction unit Zero Smog 4V



Order No. T0053661299N

- Fume Extraction Unit with a special Gas Filter suitable for applications such as hand soldering, heavy duty and general soldering, gluing, cleaning, filling, fine dust, MEK and VOC
- Mobile fume extraction unit, extracts contaminants at up to 4 workplaces
- Includes F7 fine dust pre-filter and wide band gas filter (50 % active carbon / 50 % Chemisorb)
- Constant Flow Control (CFC) guarantees automatical air flow regulation for each working place independent of the connected
- workplaces, at the same time avoiding unnecessary waste of suction power and saving energy
- Electronic filter control with optical and acoustic filter alarm enables efficient filter performance monitoring



Scope of supply	Order No.	Model	Description
	T005 87 358 95N	Wide band gas filter for adhesive fumes	Wide band gas filter for adhesive fumes for Zero Smog 4V, WFE 2ES, WFE 2S
	T005 87 359 38	Fine dust filter F7 WFE 2S, Zero Smog 4V	Fine dust filter F7 for WFE 2S, Zero Smog 4V

Accessories	Order No.	Model	Description
	T005 87 359 09N	Remote Control Zero Smog Units	Remote control for fume extraction units ZS 4V, ZS 6V, ZS 20T with filter status display
	T005 87 627 24N	WX Adapter Zero Smog 4V, 6V, 20T	WX Adapter is needed for connection of the remote control (T0058735909) to Zero Smog 4V, 6V, 20T
	T005 87 647 10	WX Connecting cable	WX Connecting cable, 2 m
	T005 87 647 12N	WX Adapter WFE/WHP	WX Adapter for WFE/WHP
	T005 87 647 26N	WX HUB	WX HUB



Volume fume extraction

Zero Smog 4V Kit 1 Funnel

Fume extraction Zero Smog 4V with Kit 1 Funnel



Order No. T0053662299N



Scope of supply	Order No.	Model	Description
	T0053657199N	Kit 1 WF Funnel Nozzle	Easy-Click 60 extraction arm, flexible with funnel nozzle and stop valve
	T0053660299N	Zero Smog 4V	Fume extraction unit Zero Smog 4V
	T0058735936N	Compact filter Zero Smog 4V, WFE 2S	Compact filter: Particle filter H13 and wide band gas filter (50% active carbon, 50% Chemisorb) for Zero Smog 4V, WFE 2S
	T0058735938	Fine dust filter F7 WFE 2S, Zero Smog 4V	Fine dust filter F7 for WFE 2S, Zero Smog 4V
	T0058762767N	Easy-Click 60 Hose connector straight	Easy-Click 60 Hose connector, straight for WFE 2S / WFE 4S, Zero Smog 4V / Zero Smog 6V and pre filter box

Zero Smog 4V Kit 2 Funnel

Fume extraction Zero Smog 4V with Kit 2 Funnel



Order No. T0053664299N



Scope of supply	Order No.	Model	Description
2 x	T0053657199N	Kit 1 WF Funnel Nozzle	Easy-Click 60 extraction arm, flexible with funnel nozzle and stop valve
	T0053660299N	Zero Smog 4V	Fume extraction unit Zero Smog 4V
	T0058735936N	Compact filter Zero Smog 4V, WFE 2S	Compact filter: Particle filter H13 and wide band gas filter (50% active carbon, 50% Chemisorb) for Zero Smog 4V, WFE 2S
	T0058735938	Fine dust filter F7 WFE 2S, Zero Smog 4V	Fine dust filter F7 for WFE 2S, Zero Smog 4V
2 x	T0058762767N	Easy-Click 60 Hose connector straight	Easy-Click 60 Hose connector, straight for WFE 2S / WFE 4S, Zero Smog 4V / Zero Smog 6V and pre filter box



Zero Smog 6V 100-120 Volt

Fume extraction Zero Smog 6V



Order No. T0053666299N

- Unit purifies air at up to 8 workplaces
- Mobile fume extraction unit purifies air at up to 8 workplaces (4 typical)
- The Constant Flow Control (CFC) guarantees optimal air flow regulation for each working place independent of the connected workplaces
- Includes F7 fine dust pre-filter and compact filter with 50% H13 HEPA filter and 50% Chemabsorb
- Efficiency test via USB port
- Adjustable pressure control optimizes air flow regulation for each work place
- Electronic filter control with optical and acoustical filter alarm
- Noise dampened metal housing
- 4 wheels to allow easy movement of the unit



TECHNICAL DATA

Max. capacity	1-8 workstations
Dimensions L x W x H (Inches)	18,11x18,11x26,18
Dimensions L x W x H (mm)	460 x 460 x 665
Weight (approx.) in kg	40
Voltage	120 V, 60 Hz
Power	460 VA
Noise level (distance 1 m) dB(A)	< 51
Max. blower vacuum (Pa)	3.000
Capacity m ³ /h	615
Pre-filter	T0058735836
Compact filter	Particle filter H13, Wide band gas filter (50 % Active carbon / 50 % Chemisorb)
ESD-safe	✓

Scope of supply	Order No.	Model	Description
	T005 36 662 99N	Zero Smog 6V 100-120 Volt	Fume extraction Zero Smog 6V
	T005 87 358 36	Fine dust filter F7	Fine dust filter F7 for Zero Smog 20T, WFE 20D, WFE 4S, Zero Smog 6V, FC 800
	T005 87 358 38	Compact filter	Compact filter for WFE 20D, WFE 4S, Zero Smog 6V, Zero Smog 20T, FC 800



Volume fume extraction

Zero Smog 6V 100-120 Volt gas filter

Mobile fume extraction unit 100-120 V, with filter for adhesive fumes.

460 VA **WX** compatible **TRACEability** Weller qualified **WT** compatible
 LOW SOUND LEVEL < 51 db(A)

Order No. T0053667299N

- For up to 8 workplaces
- 1 connection included
- The constant flow control (CFC) guarantees a optimal air flow regulation for each work place independent of the connected workplaces.
- Efficiency test via USB port
- Electronic filter control with optical and acoustical filter alarm



Scope of supply	Order No.	Model	Description
	T005 36 662 99N	Zero Smog 6V 100-120 Volt	Fume extraction Zero Smog 6V
	T005 87 358 35	Wide band gas filter	Wide band gas filter for Zero Smog 6V, Zero Smog 20T, WFE 4S
	T005 87 358 36	Fine dust filter F7	Fine dust filter F7 for Zero Smog 20T, WFE 20D, WFE 4S, Zero Smog 6V, FC 800
	T005 87 627 67N	Easy-Click 60 Hose connector straight	Easy-Click 60 Hose connector, straight for WFE 2S / WFE 4S, Zero Smog 4V / Zero Smog 6V and pre filter box



Exhaust hood

WEHT Exhaust hood for rising fumes

Extraction hood WEHT with easy-click 60 exhaust top connector

Order No. FT91000022N

- For applications where fumes spread rapidly due to a drafty work environment
- The hood can enclose the source, enabling fumes to be captured before they contaminate the workplace
- The housing is PET and is NOT ESD safe
- Comes with 700-3051-ESD extraction hose Easy-Click 60 (60 mm diameter), 3 meters long
- Compatible with Weller Zero Smog 4V or Zero Smog 6V systems



Accessories	Order No.	Model	Description
	700-3051-ESD	Extraction hose 3 meter	Easy-Click 60 Extraction hose Ø 60 mm, length: 3 meter
	FT910 04 699	Zero Smog 2	Fume extraction unit Zero Smog 2




WEHB Exhaust hood for glueing / cleaning

WEHB Extraction Hood Bottom for gluing or cleaning applications

Order No. FT91000023N

- Bottom source extraction hood for gluing or cleaning applications where gases from solvents or glue, lighter than air have to be extracted from below
- Mobil use on a bench or trolley
- To guarantee sufficient extraction results an extraction unit with minimum 230 m³/h must be connected to the hood
- The workplace is covered with a punched stainless steel plate
- Comes with the 700-3051-ESD extraction hose Easy-Click 60 (60 mm diameter), 3 meters in length



Accessories	Order No.	Model	Description
	700-3051-ESD	Extraction hose 3 meter	Easy-Click 60 Extraction hose Ø 60 mm, length: 3 meter

Exhaust hood metal

Exhaust hood, metal



Order No. T0058735845N

- 200 x 100 mm (7,87 x 3,93 inch)
- Use with hot air soldering operations uses extraction hose 60
- Metal black
- Inclusive adapter T00 587 627 53





Easy-Click 60 Extraction Arms

Kit 1 WF Funnel Nozzle

Easy-Click 60 extraction arm, flexible with funnel nozzle and stop valve



Order No. T0053657199N

Scope of supply	Order No.	Model	Description
	0F10	0F10 flexible Extraction arm	Easy-Click 60 flexible Extraction arm, Ø 60 mm for sloped and funnel nozzles, length 1 m
	700-3051-ESD	Extraction hose 3 meter	Easy-Click 60 Extraction hose Ø 60 mm, length: 3 meter
	ALFA	ALFA Funnel Nozzle	Easy-Click 60 Funnel nozzle, for flexible and stativ extraction arm, width 230 mm, height 100 mm. To be mounted on an aluminium extraction arm without flexible hose, adapter Z is needed. See extraction arms accessories.
	T0053657499N	Easy-Click 60 Stop valve	Easy-Click 60 Stop valve for table connection of and flex arm and extraction hose including air flow valve and 2 bench mounting brackets.

Kit 1 Sloped Nozzle

Easy-Click 60 extraction arm with sloped nozzle and stop valve



Order No. T0053657299N

Scope of supply	Order No.	Model	Description
	0F10	0F10 flexible Extraction arm	Easy-Click 60 flexible Extraction arm, Ø 60 mm for sloped and funnel nozzles, length 1 m
	700-3051-ESD	Extraction hose 3 meter	Easy-Click 60 Extraction hose Ø 60 mm, length: 3 meter
	FT-NL	FT-NL Sloped nozzle	Easy-Click 60 metal nozzle Ø 60 mm, length 130 mm.
	T0053657499N	Easy-Click 60 Stop valve	Easy-Click 60 Stop valve for table connection of and flex arm and extraction hose including air flow valve and 2 bench mounting brackets.



Kit 1S WF Sloped Nozzle

Easy-Click 60 2 joint aluminium extraction arm with sloped and stop valve



Order No. T0053657999N



Scope of supply	Order No.	Model	Description
	0F07	Easy-Click 60 Flexible extraction arm Ø 60 mm length 0,7 m	Easy-Click 60 flexible Extraction arm, Ø 60 mm for sloped and funnel nozzles, length 0,7 m, with connectors.
	700-3051-ESD	Extraction hose 3 meter	Easy-Click 60 Extraction hose Ø 60 mm, length: 3 meter
	FT-NL	FT-NL Sloped nozzle	Easy-Click 60 metal nozzle Ø 60 mm, length 130 mm.
	T0053659899N	2 Joint Extraction Arm	Easy-Click 60 2 joint aluminium extraction arm with valve and ball joint bracket

Kit 1S WF Funnel Nozzle

Easy-Click 60 1 joint aluminium extraction arm with funnel nozzle and stop valve



Order No. T0058762763N



Scope of supply	Order No.	Model	Description
	0F07	Easy-Click 60 Flexible extraction arm Ø 60 mm length 0,7 m	Easy-Click 60 flexible Extraction arm, Ø 60 mm for sloped and funnel nozzles, length 0,7 m, with connectors.
	700-3051-ESD	Extraction hose 3 meter	Easy-Click 60 Extraction hose Ø 60 mm, length: 3 meter
	ALFA	ALFA Funnel Nozzle	Easy-Click 60 Funnel nozzle, for flexible and stativ extraction arm, width 230 mm, height 100 mm. To be mounted on an aluminium extraction arm without flexible hose, adapter Z is needed. See extraction arms accessories.
	T0058762747N	1 Joint Extraction Arm	Easy-Click 60 1 joint aluminium extraction arm with valve and bench mounting brackets



KIT 1 Extraction arm with ALFA funnel nozzle

KIT 1 Extraction arm (Ø 60 mm, length 1,5 m) with an ALFA funnel nozzle and a fixing clamp

Order No. FT91000037N



Scope of supply	Order No.	Model	Description
	0F15	0F15 Flexible extraction arm	Extraction arm, flexible, Ø 60 mm for sloped and funnel nozzles, length 1,5 m
	ALFA	ALFA Funnel Nozzle	Easy-Click 60 Funnel nozzle, for flexible and stativ extraction arm, width 230 mm, height 100 mm. To be mounted on an aluminium extraction arm without flexible hose, adapter Z is needed. See extraction arms accessories.
	T0058762846	Fixing clamp	Fixing clamp Ø 63 mm, 1 piece, for fixing Easy-Click 60, 60 mm extraction arms

2 Joint Extraction Arm

Easy-Click 60 2 joint aluminium extraction arm with valve and ball joint bracket



Order No. T0053659899N



Scope of supply	Order No.	Model	Description
	T0053659899N	2 Joint Extraction Arm	Easy-Click 60 2 joint aluminium extraction arm with valve and ball joint bracket



Easy-Click Flexible Extraction Arms Ø 60 mm










Order No.	Description
0F07	Easy-Click 60 flexible Extraction arm, Ø 60 mm for sloped and funnel nozzles, length 0,7 m, with connectors.
0F10	Easy-Click 60 flexible Extraction arm, Ø 60 mm for sloped and funnel nozzles, length 1 m
0F15	Extraction arm, flexible, Ø 60 mm for sloped and funnel nozzles, length 1,5 m



Accessories for extraction arms

Extraction Arm Nozzles

	Order No.	Description
	ALFA	Easy-Click 60 Funnel nozzle, for flexible and stativ extraction arm, width 230 mm, height 100 mm. To be mounted on an aluminium extraction arm without flexible hose, adapter Z is needed. See extraction arms accessories.
	ALFA-T	Easy-Click 60 Funnel nozzle transparent
	FT-NL	Easy-Click 60 metal nozzle Ø 60 mm, length 130 mm.
	FT-PN	Metal tube nozzle sloped for aluminium arms, Ø 50 mm
	T0058762834	Sloped aluminium nozzle for 32 mm flex arms, Ø 31 mm, length 60 mm
	FT-U	Easy-Click 60 Funnel nozzle, for flexible and stativ extraction arms
	T0058735845N	Exhaust hood, metal

Volume extraction

Tip Extraction

Laser Extraction

Accessories Volume extraction

Spare filter



Accessories Volume Extraction

Easy-Click 60



Order No.	Description
T0058762767N	Easy-Click 60 Hose connector, straight for WFE 2S / WFE 4S, Zero Smog 4V / Zero Smog 6V and pre filter box



T0058762769	Easy-Click 60 Hose connector, angle 90° for WFE 2S / WFE 4S, Zero Smog 4V / Zero Smog 6V and pre filter box
-------------	---


Extraction Hose






Order No.	Description
700-3040-ESD	Easy-Click 60 Extraction hose Ø 60 mm length: 1 meter
700-3051-ESD	Easy-Click 60 Extraction hose Ø 60 mm, length: 3 meter




Easy-Click 60

	Order No.	Description
 	T0058762755	Easy-Click 60 Male adapter for hose extension, Ø 60 mm
 	T0058762772	Easy-Click 60 Female adapter for installation of e.g. stop valves on fume extraction units
	T0058762768	Hose connection female 60 mm for flexible hose T005 87 620 36

Pipe system 50

	Order No.	Description
	T0058735847	Hose connection 50 for WFE 2S, WFE 4S, ZS 4V and ZS 6V. For connection to Ø 50 mm (1.96 in) pipe or extraction hose
	T0058735848	Hose connection 50, 90° for connection to Ø 50 mm (1.96 in) pipe or extraction hose
	T0058735327	Extraction hose 50, for connection to pie system Ø 50 mm, sold by meter

Pipe system 75

	Order No.	Description
	T0058735313	Extraction hose 75 for connection to pie system 75, flexible, sold by metre

Volume extraction

Tip Extraction




Laser Extraction

Accessories Volume extraction

Spare filter



Accessories Volume Extraction

	Order No.	Description
	T0053657499N	Easy-Click 60 Stop valve for table connection of and flex arm and extraction hose including air flow valve and 2 bench mounting brackets.
	T0053657599	Bench mounting brackets, 2 pcs., max width of clamp 100 mm (3.93 in), metal
	T0058762765N	WFV 60 Stop valve for extraction arms without valve

Accessories Installation Volume Extraction

	Order No.	Description
	T0058762766	Easy-Click 60 T-piece with 2 male connections and 1 female connection
	T0058762774	Easy Click 60 End Cap, 60 mm connection
	T0058762753	Hose adapter with Silicon Ring Ø 50 mm for Zero Smog 4V, Zero Smog 6V, Zero Smog EL, Zero Smog TL, WFE 2ES, WFE 2CS, WFE 2S, WFE 2S, MG or MP fume extraction units, for connection of Easy-Click 60 mm extraction hose.



Tip extraction

Weller FE (Fume Extraction) soldering irons have a smoke tube adapted to the handle. When soldering the tube is positioned directly above the tip and collects any fumes produced. Fume extraction irons can be connected to Weller FE.



WFE Fume extraction unit

WFE2P fume extraction unit

6 bar  **< 45 db(A)** 

Order No. T0053623299N

- Maintenance free compressed air converter
- For industrial long term use
- Up to 2 FE soldering irons can be connected
- High stability against overturning
- A compressed air cleaning filter removes additional odours caused by the compressed air.



TECHNICAL DATA

Max. capacity	2 workstations
Dimensions L x W x H (Inches)	5,51 x 5,51 x 7,87
Dimensions L x W x H (mm)	140 x 140 x 200
Weight (approx.) in kg	2.7
Noise level (distance 1 m) dB(A)	< 45
Max. blower vacuum (Pa)	20.000
Operating pressure in bar/psi	3,5 - 6,0 / 50 - 90
Air consumption l/min	50
Pre-filter	Pre filter mat class F7
Compact filter	Particle filter H13, Wide band gas filter (50 % Active carbon + 50 % Chemisorb)
ESD-safe	<input checked="" type="checkbox"/>

Scope of supply	Order No.	Model	Description
		WFE2P Unit	WFE2P Unit
	T005 36 410 99	Compact filter - WFE, WFE P, WFE 2P, FT 12, FT 11, FE 4000	Compact filter - WFE, WFE P, WFE 2P, FT 12, FT11, FE 4000
	T005 36 421 99	Fine dust filter F7 for WFE, WFE P, WFE 2P, FT 11, FT 12, FE 3000/4000	Fine dust filter F7
	T005 87 357 57	Air cleaning filter WFE	Compressed air cleaning filter for WFE



Accessories Tip Extraction

FE 75



Soldering iron FE 75

80 W Silver Line

Order No. T0052916699N

- Integral Fume Extraction Iron, FE75
- Fume extraction soldering pencil, 80 watts
- Compatible with any WRS rework system, WSL and WSD81 soldering stations, WR Rework Systems
- Includes a 5mm cylinder brush and an funnel for support when not in use



Scope of supply	Order No.	Model	Description
	T005 44 405 99	LT B	Soldering tip, chisel, Ø 2,4 x 0,8 mm
Accessories	Order No.	Model	Description
	T005 87 447 10N	Barrel for WSP 80 spare part	Barrel for WSP 80 spare part



FE 75 Attachment



Order No.	Description
T0052512599N	Fume extraction accessory set for LR 21, LR 82, TCPS, W 61, W 101, WSP 150, WP 200, WXP 200 only with safety rest AK 1
T0052812699N	FE Attachment for WSF 80D5/D8 with AKS safety rest
T0051312599N	FE Attachment for DS 22, DS 80 and DSX 80 desoldering irons

Universal FE Attachments



Order No.	Description
T0052918699N	FE Attachment with tube, Ø 6,5 mm for WMP, WSP 80, WP 80, MLR 21, WP 120
T0052921499N	FE Attachment with tube Ø 6,5 mm for WXP 65/WP 65 and WXP 120/WP 120 soldering irons
T0052918599N	FE Attachment with tube, Ø 4,5 mm, for WP 80, WSP 80, WMP, WMRP/WXMP, MLR 80 soldering irons
T0058744875	FE-Clip-Set for FE-attachment Ø 4,5 mm
T0058744876	FE-Clip-Set for FE attachment Ø 6,0 mm
T0058765798N	FE-Add-on kit, attachment tube Ø 6,5 mm for WXP 120 soldering iron
T0058765799N	FE-Add-on kit, attachment tube Ø 6,5 mm for WXP 65 soldering iron

Volume extraction

Tip extraction

Laser extraction

Accessories volume extraction




Spare filter





Accessories

Remote control for fume extraction units

	Order No.	Description
	700-3057	Remote control for fume extraction unit WFE 2X, MG 100, MG 200, MG 400 with 2 m (78.74 in) cable
	T0058762724	WX Adapter is needed for connection of the remote control (T0058735909) to Zero Smog 4V, 6V, 20T
	T0058768767	WT HUB



Volume extraction

Tip extraction

Laser extraction

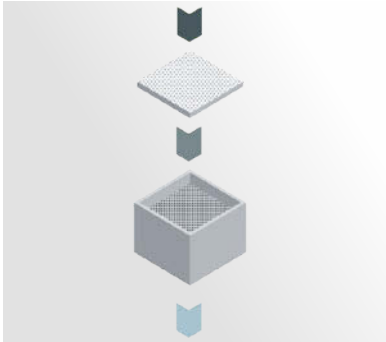
Accessories volume extraction

Spare filter

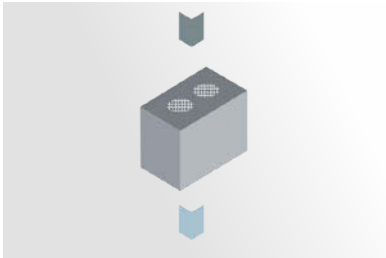


Spare Filters

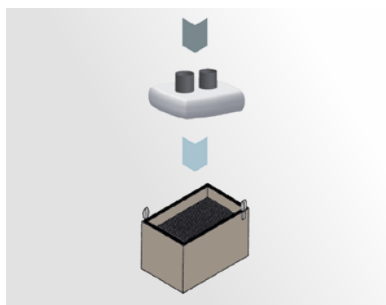
Zero Smog 4V, Zero Smog 6V,
Zero Smog 20T,
Zero Smog TL, Zero Smog EL



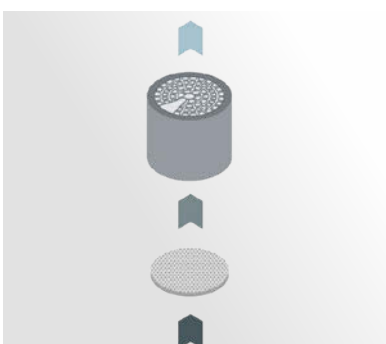
MG 130, MG 100S



MG 140



FT 12, WFE, WFE P, WFE 2P



Filter



	100-120 V
Zero Smog TL	ZEROSMOGTLN
Zero Smog EL	ZEROSMOGELN
MG 130	U-130-1000-ESDN
MG 100S	U-100-1000-ESDN
MG 140	U-145-1000-ESDN
MG 140 Cleanroom	U-145-1002-ESDN
Zero Smog 4V	T005 36 602 99N
Zero Smog 4V gas filter	T005 36 612 99N
Zero Smog 6V	T005 36 662 99N
Zero Smog 6V gas filter	T005 36 672 99N
WFE2P	T005 36 232 99N
FT 12	112-0000-ESDN

Special filter

	100-120 V
MG 100S	U-100-1000-ESDN
Zero Smog 4V	T005 36 602 99N
Zero Smog 6V	T005 36 662 99N
WFE2P	T00536 386 99N
FT 12	112-0000-ESDN
MG 140	U-145-1000-ESDN



Filter Matrix

	Medium dust filter M5	Fine dust filter F7			Compact filter H13						Adhesive fumes filter	Pocket filter	
	T005 87 358 37 10 pcs.												
	T005 87 359 37 10 pcs.												
	T005 87 627 03 10 pcs.		✓										
	130-2010 5 pcs.		✓										
	145-4000 2 pcs.			✓									
	T005 36 421 99 3 pcs.												
	T005 87 358 36 10 pcs.			✓									
	T005 87 359 38 10 pcs.			✓									
	T005 87 358 60 1 pcs.			✓									
	T005 87 628 57 10 pcs.				✓								
	T005 87 628 58				✓								
	T005 87 627 01					✓							
	130-2000-ESDN					✓							
	100-2000-ESDN						✓						
	T005 36 410 99												
	T005 87 358 38							✓					
	T005 87 359 36N							✓					
	145-2000-ESDN								✓				
	T005 87 358 35								✓				
	T005 87 358 95N									✓			
	T005 87 359 24										✓		

	MEK	Solvents		Cleanroom class 5		Adhesive fumes	
	145-2003-ESDN						
	100-2003-ESDN		✓				
	100-2012-ESDN		✓				
	145-2012-ESDN						
	100-2002-ESDN				✓		
	145-2002-ESDN						
	T005 87 358 95N					✓	
	T005 36 407 99						✓
	T005 87 358 35						✓



Before using special filters please check in the MSD data sheet if they are suitable for your application, or simply contact your local Weller representative for further support.

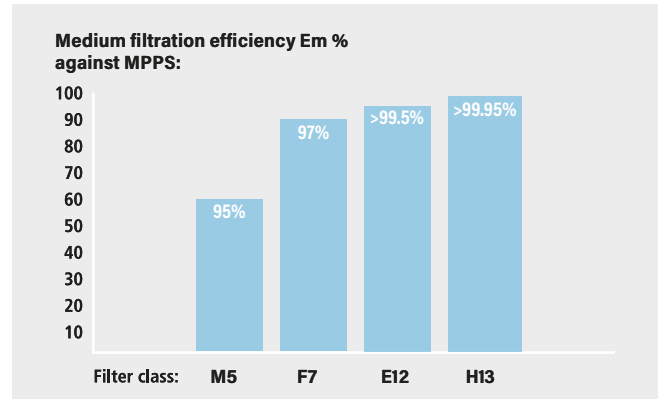
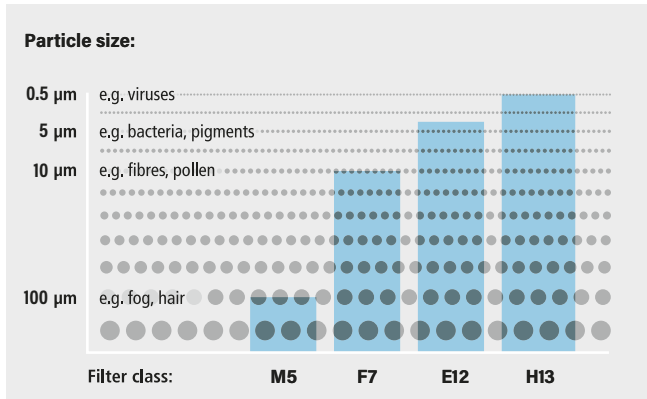


Weller Zero-Smog® systems

Specifically designed for continuous operation in industrial environments. Care and attention at the design stage plus careful component choice and a high quality manufacturing process have given Weller extraction systems a world wide reputation for reliability and longevity.

Weller Zero-Smog® fume extraction

Weller Zero-Smog® systems have a three stage filter system (excl. MG 100S) for removing small particles, fumes and gases that are produced in different working processes:
 The hazardous substances are efficiently captured by the nozzle and are absorbed into the filter.
 Bigger particles get caught in the pre-filter and smaller particles get caught in the HEPA (High Efficiency Particulate Air) filter.
 The wide band gas filter removes fumes and adhesives.
 End product – clean air – is re-circulated into the workplace.




Filter Class M5, F7: Fine dust filter as per EN 779:2012
 Filter Class E12/H13: According EN 1822:2009 HEPA (High Efficiency Particulate Air) Filter

Filter classification according EN norm EN 1822:2009

Filter Class	Recommended Application
M5	For standard applications
F7	For applications with high flux or dust content
E12 / H13	For applications with high flux or dust content
Gas	For applications with fumes from adhesives and solvents

Group	Filter class	Integral value	
		Degree of separation	Transmittance degree
EPA	E10	85 %	15 %
	E11	95 %	5 %
	E12	99,5 %	0,5 %
HEPA	H13	99,95 %	0,05 %
	H14	99,995 %	0,005 %



1. Medium / fine dust filter

For standard applications with a small amount of flux and pollution gases with high solid content, Weller offers filter classes M5 or F7

2. Compact filter consisting of:

Particle filter H13 with deposition performance according EN 1822:2009
 > 99.955% in MPPS (particles 0.16 µm)
 > 99.994% particles 0.3 µm

Wide band gas filter. For cleaning harmful fumes and vapours. The Weller wide band gas filter consists of 50% active carbon and 50% Chemisorb (potassium permanganate). Harmful gases with a high molecular weight are cleaned by the active carbon. Chemisorb is suitable for absorbing gases of lower molecular weight. Because of its composition, Chemisorb is able to convert a large number of chemical pollutants (e.g. formaldehyde) into non-polluting gases by means of molecular modification.

3. Gas filter (optional)

The gas filter is used for extracting adhesive fumes and solvents. Experience has shown that filtering suspended particles is not so vital in this respect. The gas filter is filled with 50% active carbon and 50% Chemisorb. The particle filter is omitted.



Spare Filters

Compact filter - WFE, WFE P, WFE 2P, FT 12, FT11, FE 4000



Order No.	Description	Filter type	PU
T0053641099	Compact filter - WFE, WFE P, WFE 2P, FT 12, FT11, FE 4000	Compact filter: Particle filter H13, Wide band gas filter (50 % active carbon + 50 % Chemisorb)	1

Compact filters for glueing applications WFE, WFE P, WFE 2P, FT 12, FT 11, FE 4000



Order No.	Description	Filter type	PU
T005 36 407 99	Compact filters for glueing applications WFE, WFE P, WFE 2P, FT 12, FT 11, FE 4000	Compact filter H13, wide band gas filter 100 % active carbon	1

Compressed air cleaning filter for WFE, WFE P, WFE2P, FT 11, FT 12, FT 12-PF, FE 30



Order No.	Description	Filter type	PU
T005 36 421 99	Fine dust filter F7	Fine dust filter F7	3

Volume extraction

Tip extraction

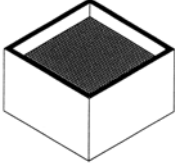
Laser extraction

Accessories volume extraction

Spare filter

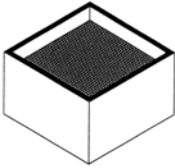
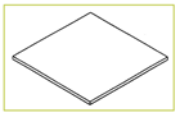


Medium dust filter M5



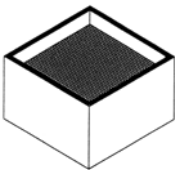
Order No.	Description	Filter type	PU
T005 87 358 37	Fine dust filter M5 for Zero Smog 20T, WFE 20D, WFE 4S, Zero Smog 6V, FC 800	Fine dust filter M5	10
T005 87 359 37	Fine dust filter for WFE 2S, Zero Smog 4V	Fine dust filter M5	10

Fine dust filter F7



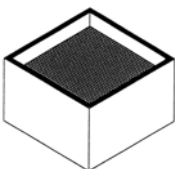
Order No.	Description	Filter type	PU
T005 87 358 36	Fine dust filter F7 for Zero Smog 20T, WFE 20D, WFE 4S, Zero Smog 6V, FC 800	Fine dust filter F7	10
T005 87 359 38	Fine dust filter F7 for WFE 2S, Zero Smog 4V	Fine dust filter F7	10
T005 87 628 57	Fine dust filter F7 for Zero Smog TL	Fine dust filter F7	10

Compact filter



Order No.	Description	Filter type	PU
T005 87 358 38	Compact filter for WFE 20D, WFE 4S, Zero Smog 6V, Zero Smog 20T, FC 800	Compact filter: Particle filter H13 and wide band gas filter (50% active carbon, 50% Chemisorb)	1
T005 87 359 36N	Compact filter: Particle filter H13 and wide band gas filter (50% active carbon, 50% Chemisorb) for Zero Smog 4V, WFE 2S	Particle filter H13 and wide band gas filter (50% active carbon, 50% Chemisorb)	1
T005 87 627 01	Compact filter: particle filter H13 and granular activated carbon filter with 10 pre-filters M5 for Zero Smog 2, Zero Smog EL, WFE 2ES / CS	activated carbon granulate	1
T005 87 628 58	Filter Set: Compact filter particle filter H13 and granular activated carbon filter with 10 F7 pre-filters for the Zero Smog TL	Particle filter H13 and wide band gas filter	1

Adhesive fume filters



Order No.	Description	Filter type	PU
T0058735835	Wide band gas filter for Zero Smog 6V, Zero Smog 20T, WFE 4S	Wide band gas filter (50 % active carbon + 50 % Chemisorb)	1
T0058735895N	Wide band gas filter for adhesive fumes for Zero Smog 4V, WFE 2ES, WFE 2S	Wide band gas filter (50 % active carbon + 50 % Chemisorb)	1



Pocket filter



Order No.	Description	Filter type	PU
T005 87 358 60	Pocket filter F7 for Zero Smog 4V, Zero Smog 6V, WFE 2S / WFE 4S	Pocket filter F7	1

Pocket filter



Order No.	Description	Filter type	PU
T005 87 359 24	Fleece filter for Zero Smorg 4V, Zero Smog 6V, WFE 2S / WFE 4S		1

Volume extraction

Tip extraction

Laser extraction

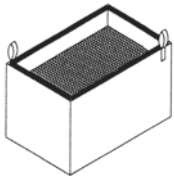
Accessories volume extraction

Spare filter



Compact filters MG 140

Compact filter for MG 100, MG 100S, MG 80S, WFE 2X



Order No.	Description	Filter type	PU
100-2000-ESDN	Particle filter H13 and wide band gas filter, Standard	Particle filter H13, Wide band gas filter (50 % active carbon + 50 % Chemisorb)	1
100-2012-ESDN	Compact filter: Particle filter H13 and wide band gas filter, Solvent / VOC, for MG 100, MG 100S, WFE 2X	Particle filter H13, wide band gas filter (100 % active carbon)	1
100-2003-ESDN	Compact filter for MG 100 / MG 100S / MG 80S / WFE 2X: Particle filter H13 and wide band gas filter, MEK	Particle filter H13, wide band gas filter (100 % Chemisorb)	1

Prefilter for MG 140

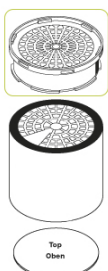
Order No.	Description	Filter type	PU
140-2000-ESDN	Particle filter E 12	Particle filter	1
145-4000	Pre-filter for MG 140 / F8 (2 pieces)	Fine dust filter	2
450-2000	Fine dust pocket filter F8 MG 400		2
130-1000-ESDN	Fume extraction unit MG 130		

Prefilter for MG 140, MG100



Order No.	Description	Filter type	PU
PF-100 0	Pre filter box, incl. brackets and 2 m connection hose		1
500-4000	Pre-filter for PF-1000, BT 75	Fine dust filter	5

Compressed air cleaning filters for WFE, WFE P, WFE2P, FT 12, FT 12-PF



Order No.	Description	Filter type	PU
T005 36 421 99	Fine dust filter F7	Fine dust filter F7	3



SIMPLE OPERATION



Dispensing
Professional

235 - 240

Dispensing

Less is more ...



For every dispensing application

The right dispenser for every application.
2 versions of dispenser, 1 or 2 channel.



Reduce rework and waste

Reduced sources of errors due to manual control. Dispensing time via potentiometer.



Efficient and cost effective

Savings thanks to precise meter.



Precise and clean results.

Protection against contamination.
Vacuum technology prevents dripping.



KDS824A (US)

Deluxe Shot Meter 230 V / 120 V



Order No. KDS824A

- Benchtop Shot Meter with Vacuum Only
- Basic low cost system
- Easy to set up and operate
- Electrically actuated foot pedal
- Vacuum feature prevents dripping
- 0 - 100 PSI regulators and gauges with locking ring
- Benchtop unit; easy reading of dials, adjustment of air pressure and vacuum
- Low voltage unit, slide switch easily changes unit from 115 to 230 volts
- Order syringe adapters, kits and other accessories separately



Accessories	Order No.	Model	Description
	KDS301	KDS301	Vacuum Pick-up Wand
	KDS806V	KDS806V	Foot valve with vacuum
	KDS816	KDS816	Syringe holder Stand
	KDS830S6N	KDS830S6	- Metal syringe adapter with 6" (2 m) air line and fitting - Plugs directly into any shot meters - Fits all syringes usual in trade
	KDSDELUXEKITN	KDSDELUXEKITN	Deluxe Kit for shot meters and food vales

KDS834A (US)

Economy Shot Meter 230 V / 120 V



Order No. KDS834A

- Benchtop Shot Meter with Vacuum Only
- Basic low cost system
- Easy to set up and operate
- Electrically actuated foot pedal
- Vacuum feature prevents dripping
- 0 - 100 PSI regulators and gauges with locking ring
- Benchtop unit; easy reading of dials, adjustment of air pressure, vacuum
- Low voltage unit, slide switch easily changes unit from 115 to 230 volts
- Order syringe adapters, kits and other accessories separately



Accessories	Order No.	Model	Description
	KDS806V	KDS806V	Foot valve with vacuum
	KDS816	KDS816	Syringe holder Stand
	KDSDELUXEKITN	KDSDELUXEKITN	Deluxe Kit for shot meters and food vales



Vacuum Pick-up

KDS301

Vacuum Pick-up Wand

Order No. KDS301

- Attaches to the air accessory port of the KDS824A shot meters
- A finger control on the wand allows you to easily pick up small components
- Comes with three sizes of ESD safe suction cups



Accessories for Vacuum Pick-up

Order No.	Description
KDS260S	Suction Cup Small Ø 3,2 mm for KDS301
KDS260M	Suction Cup Medium Ø 6,3 mm for KDS301
KDS260L	Suction Cup Large Ø 9,5 mm for KDS301



Syringe Adapter

Metal Adapters Assemblies (universal)

- Metal syringe adapter with 6" (2m) air line and fitting.
- Plus directly into any short meters.
- Fitters all syringes usual in trade.



Order No.	Size	Airline Diameter		Pkt. Qty.
		Inch	mm	
KDS805S6N	5CC	3/32	2.4	1
KDS810S6N	10CC	3/32	2.4	1

Accessory




Order No.	Order No.
KDS816	Syringe holder Stand



Needles

Stainless Steel Plastic Hub Dispensing Needles



Order No.	Description	Gauge	Inside Ø		Outside Ø		Length		Colour	Pkt. Qty.
			Inch	mm	Inch	mm	Inch	mm		
KDS1412P	Tapered Tip Needles	14	0.067	1.70	0.083	2.11	0.5	12.70	Dark green	50
KDS141P	Tapered Tip Needles	14	0.067	1.70	0.083	2.11	1	25.40	Dark green	50
KDS1512P	Tapered Tip Needles	15	0.060	1.52	0.072	1.83	0.5	12.70	Orange	50
KDS1612P	Tapered Tip Needles	16	0.053	1.35	0.064	1.63	0.5	12.70	Purple	50
KDS161P	Tapered Tip Needles	16	0.053	1.35	0.064	1.63	1	25.40	Purple	50
KDS16112P	Tapered Tip Needles	16	0.053	1.35	0.064	1.63	1.5	38.10	Purple	50
KDS1712P	Tapered Tip Needles	17	0.045	1.14	0.060	1.52	0.5	12.70	White	50
KDS1812P	Tapered Tip Needles	18	0.038	0.97	0.050	1.27	0.5	12.70	Pink	50
KDS181P	Tapered Tip Needles	18	0.038	0.97	0.050	1.27	1	25.40	Pink	50
KDS1912P	Tapered Tip Needles	19	0.032	0.81	0.042	1.07	0.5	12.70	Brown	50
KDS191P	Tapered Tip Needles	19	0.032	0.81	0.042	1.07	1	25.40	Brown	50
KDS2012P	Tapered Tip Needles	20	0.026	0.66	0.035	0.89	0.5	12.70	Yellow	50
KDS201P	Tapered Tip Needles	20	0.026	0.66	0.035	0.89	1	25.40	Yellow	50
KDS2112P	Tapered Tip Needles	21	0.023	0.58	0.032	0.89	0.5	12.70	Green	50
KDS2212P	Tapered Tip Needles	22	0.019	0.48	0.028	0.71	0.5	12.70	Black	50
KDS221P	Tapered Tip Needles	22	0.019	0.48	0.028	0.71	1	25.40	Black	50
KDS2312P	Tapered Tip Needles	23	0.017	0.43	0.025	0.64	0.5	12.70	Light blue	50
KDS2512P	Tapered Tip Needles	25	0.012	0.30	0.020	0.51	0.5	12.70	Blue	50
KDS3012P	Tapered Tip Needles	30	0.006	0.15	0.012	0.30	0.5	12.70	Lavender	50
KDS660	Pieces Needle Kit									500
KDSSAMPLEPACK	Needle Sample Pack									5



Tapered Tip Needles



Order No.	Description	Gauge	Inside Ø		Colour	Pkt. Qty.
			Inch	mm		
KDS14TNP	Tapered Tip Needles	14	0.063	1.60	Salmon	50
KDS16TNP	Tapered Tip Needles	16	0.048	1.22	Grey	50
KDS18TNP	Tapered Tip Needles	18	0.034	0.86	Green	50
KDS20TNP	Tapered Tip Needles	20	0.024	0.61	Pink	50
KDS22TNP	Tapered Tip Needles	22	0.017	0.43	Blue	50

Miscellaneous Accessories

Order no.	Description	PU
KDS825	Panel Mount Coupler	1
KDS900	Male Connector Large Barb	5
KDS901	Female Connector for KDS301	1

Precision tools

Side cutters and tip cutters	244
Series 600 Micro	250
Series 2400 MagicSense	252
Series 500 Medium	255
Series 800 Maxi	260
Tungsten-carbide cutters	262
Special applications	265
Pneumatic side cutter and tip cutter	267
Distance cutter	269
Pliers	272
Series 500 Medium	274
Series 2400 MagicSense	277
Stripping pliers	279
Forming pliers	281
Tweezers	286
Precision tweezers	288
SMD tweezers	296
Locking gripping tweezers	298
Wafer tweezers	299
Cutting tweezers	300
Stripping tweezers	301
Extraction tweezers	302
Special tools	303
IC and SMD tools	304
High precision stripping pliers	307
Kits	309



Precision Tools Erem®

Side cutters and tip cutters, pliers, tweezers, special Erem tools, toolkits






Special applications

Side cutters for use in medical device manufacturing

The 632NCF miniature side cutter is ideally suited for soft material such as silicone tubes in medical device applications, precision connector seals or miniature rubber seals.

The miniature cutter is also the ideal tool for cutting soft synthetic parts, e.g. in the manufacture of hearing aids.

The cutting edges of the 632NCF side cutter are precision-ground to an extremely high level. This enables the cutter to deliver a razor-like full-flush cut.



Tip cutters to remove fine pitch SMD ICs

A simple method to remove SMD ICs is to cut each of the individual leads to remove the device and then reflow the joint with a soldering iron and remove the component leads from the board.

The solder left on the board can then be removed with a desoldering tool or desolder braid and a new component fitted.

The 670EP and 670EPF have fine pointed tapered and relieved heads that are able to fit between individual leads and cut them without causing damage to the printed circuit.



Tungsten-carbide cutter for the preparation of cardio-vascular stents

A stent is a vascular-wall prop. It is a lattice-shaped tube made of stainless steel or nickel-titanium. It serves to hold open constricted coronary blood vessels and improves the flow of blood through the vessels.

It is important in stent manufacture that the cut end of any wire in the lattice is as flat as possible, otherwise it will be necessary rework the stents.

These side cutters have fine polished carbide cutting blades to accurately cut the lattice and reduce the need for rework.




High-precision side cutters for cutting stainless wires

The 599TFO has wear resistant tungsten-carbide cutting edges and all round capability. It is able to cut Vectran™ braided wires, fiber optics, Kevlar® and small stainless steel braids and wires.

A further application lies in telecommunications, i.e. working on fiber-optic cables, Kevlar® silks and piano wires.





The quality and performance of Erem precision tweezers are the result of more than 40 years of development and expertise.

Erem is one of the leaders in the development of high-precision tools for a wide variety of applications in electronics, aeronautical engineering, light engineering, telecommunications, laboratory technology, medicine and the jewelry, watchmaking and goldsmithing industries.



Tweezers for biology and laboratory applications

Erem micro-tweezers are suitable for use in biology (e.g. model 5MBS, 5FSA or M5S).

These tweezers with very pointed tips make it possible to access tight spaces and offer excellent visibility when performing precision work and when working under a microscope.


High-precision tweezers are particularly suitable for analysis applications and the handling of tissues, fine threads and other very small objects.



Tweezers for use in the jewelry industry

These stainless steel tweezers with Teflon® coated tips (e.g. type 2ASASLT) are particularly suited for use in the jewelry industry. They are robust and the Teflon® coated tips provide a non-stick surface.

Titanium tweezers type like 3CTA are also ideal for this application. Their light weight maintains fingertip control over extended working periods and their resistance to high temperatures allows them to be used in applications that might use gas flames.



Tweezers for use in light engineering and dental applications

Erem offers special gripping pliers for applications in light engineering. The type 940AS lockable gripping tweezers can withstand a tensile force of 5 kg and can securely hold small wires.

The stainless steel construction allows the tweezers to be sterilized in an autoclave.



Side cutters and tip cutters

FOR ALMOST EVERY APPLICATION

Built-in Erem Magic Spring

The Magic Spring system used in Erem precision tools is unique. It is integral to the cutting head and provides a constant closing and re-opening force. It is highly reliable, makes the tools easy to use and reduces operator fatigue.

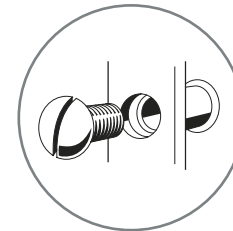
- Reduce costs thanks to long life
- Constant spring force
- Guarantees more than 1 million operations



High-precision screw joint

This self locking screw joint system gives a smooth cutting and opening action and ensures that there is no blade overlap or play.

- Smooth jaw action with no play
- Smooth cutting operation with no jaw overlapping



Induction-hardened cutting edges

The cutting blades of Erem cutters are hardened to Rockwell 63-65 HRc by an induction-heating process.

- High durability thanks for special material selection

Special tool steel

Erem electronics tools are made from bright steel.

The special tool steel is made using a unique Swiss processing technique.

- The bright tool steel gives additional strength and toughness to the tools to promote a long service life.



ESD-safe

The interchangeable foam-cushion handles are ESD-safe and are fitted as standard on all Erem cutters and pliers.



SAFE, RELIABLE AND FAST OPERATION BY PRECISE CUTS

Ergonomically shaped handles

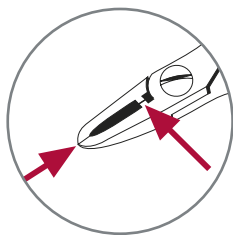
- For high comfort, better grip and added safety.

Erem - Maximum Opening Stop

- Limits the cutting-edge tips from opening more than 5 mm/197 Inch. The limited extent to which the handles can open prevents user hand fatigue.




COMFORTABLE AND FATIGUE-FREE WORKING.



Erem cutting-edge protection for tip cutters

All tip cutters are fitted with a special stop system which prevents the cutting edges from overlapping.



Safety device for holding wire scraps

This safety device for side cutters holds wire scraps securely after cutting. Available on most 500, 600 and 2400 series cutters (oval head). Order suffix "W" e.g. 595EW.



Cut shape

There are three blade options, which determine the shape left on a lead after cutting.



Semi-flush

This cut leaves a pyramidal tip at the end of the wire. It is particularly suitable for standard jobs where the final shape does not play a significant role. Cutters with this cut are suitable for both soft copper wires and very hard wires such as stainless steel.



Flush

This cut leaves a much smaller tip at the end of the wire than the semi-flush cut – without reducing the cutting ability. The cutting edges are finer than on semi-flush cutters. The effort exerted when cutting is less and the load on the component is reduced. Flush wire ends reduce the effort needed to fit components on printed-circuit boards. Erem guarantees precise cutting even after frequent use.



Super full flush

Only Erem offers you a super full flush cut. This cut provides absolutely flush wire ends.

No rework is needed. Cutters with this cut are absolutely precision-ground and sharpened. The effort exerted when cutting is low, as is the load on the component caused by the cut. Soldering tags in soldering-bath procedures are prevented. Cutters of this type are used in applications for microelectronics, space travel or medical technology. These cutters are suitable for soft wires.



Erem

VS



Competitor



Service



Re-sharpening

Erem is your service partner. All Erem side and tip cutters except those with carbide insert blades can be re-sharpened up to three times. Carriage charges will apply.

Replacement parts

Erem cutters and pliers and their component parts are warranted against manufacturing defects. Magic springs, precision joint components are available as spare parts.



Choosing the right tool

	Micro Series 600 / 2600	Medium Series 2400 MagicSense	Medium Series 500	Maxi Series 800 / 2800	Tungsten- carbide cutters
	Miniature cutters for fine wires.	Medium-size cutters. Combines robustness, visibility and accessibility. Optimized ergonomic shape and an improved grade of hardness.		The strongest and most robust head size cuts large wire diameters.	
 Tip cutter Straight relieved head • Horizontal and vertical cuts • Cutting in hard-to-reach areas	✓	✓	✓		
 Tip cutter Angled narrow head • Precise cuts at different working angles		✓	✓		
 Tip cutter Angled wide head • Precise cuts at different working angles		✓	✓		✓
 Side cutter Pointed relieved head • Narrowest head shape • Optimum access even to extremely hard-to-reach areas	✓		✓	✓	✓
 Side cutter Tapered head • Straight edges and taper to a point • Access to difficult to reach areas without reducing the cutting ability	✓	✓	✓	✓	✓
 Side cutter Oval head • Cutting in easy accessible areas • Offers the highest cutting capacity		✓	✓	✓	✓

Visibility and accessibility



High cutting ability

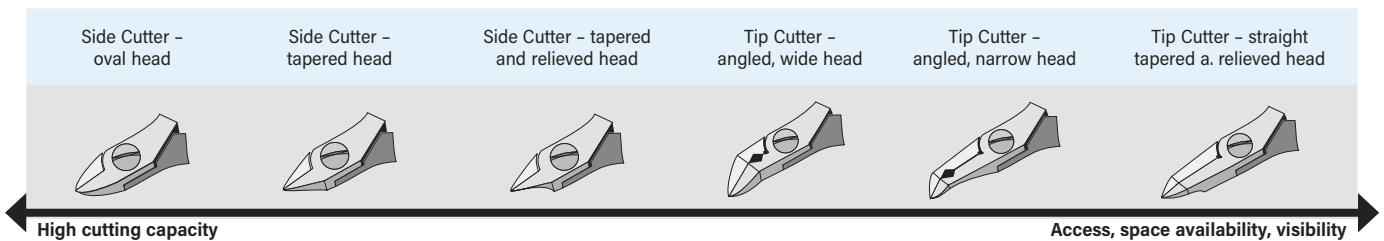


Choosing the right tool

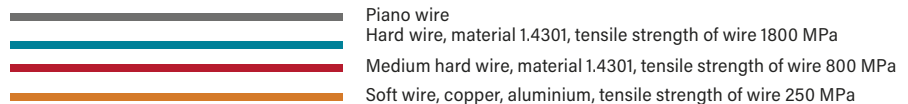
3 Sizes

	Micro		Medium		Maxi	
	Series 600 / 2600	Series 500	Series 2400	Series 800 / 2800		
Width a	9,0 mm	9,0 mm	11,0 mm	11,0 mm	13,5 mm	13,5 mm
Thickness b	6,0 mm	6,0 mm	6,0 mm	6,0 mm	7,2 mm	7,2 mm

How to choose the right tool?



Cutting Capabilities



Type	Type of Cut	mm Inch	Cutting Capacity																		
			0,03 .0001	0,1 .003	0,2 .007	0,3 .011	0,4 .015	0,5 .019	0,6 .023	0,7 .027	0,8 .031	0,9 .035	1,0 .039	1,1 .043	1,2 .047	1,3 .051	1,4 .055	1,5 .059	1,6 .062	1,7 .066	1,8 .070
Series 600 Micro & 2600																					
	612N / 2612N	Semi-flush																			
	622N / 2622N	Flush																			
	622TX	Flush / Carbide																			
	632N / 2632N	Super Full Flush																			
	622NA	Flush																			
	622NB / 2622NB	Flush																			
	676E	Flush																			
	776E	Super Full Flush																			
	632NCF	Super Full Flush	Only for soft materials: silicone, rubber, etc.																		
	670E	Flush																			
	670EP	Flush																			
	670EPF	Flush	Only for micro pitches under 0.5 mm / .019 Inch																		



Type		Type of Cut	Cutting Capacity																			
			0,03	0,1	0,2	0,3	0,4	0,5	0,6	0,7	0,8	0,9	1,0	1,1	1,2	1,3	1,4	1,5	1,6	1,7	1,8	1,9
		mm Inch	.0001	.003	.007	.011	.015	.019	.023	.027	.031	.035	.039	.043	.047	.051	.055	.059	.062	.066	.070	.074
Series 2400 MagicSense																						
	2412E	Semi-flush	[Capacity bars for 2412E]																			
	2422E	Flush	[Capacity bars for 2422E]																			
	2432E	Super Full Flush	[Capacity bars for 2432E]																			
	2477E	Flush	[Capacity bars for 2477E]																			
	2403E	Flush	[Capacity bars for 2403E]																			
	2404E	Flush	[Capacity bars for 2404E]																			
	2482E	Flush	[Capacity bars for 2482E]																			
	2475E	Flush	[Capacity bars for 2475E]																			
	2470E	Flush	[Capacity bars for 2470E]																			
	2476TX2	Flush / Carbide	[Capacity bars for 2476TX2]																			

Type		Type of Cut	Cutting Capacity																			
			0,03	0,1	0,2	0,3	0,4	0,5	0,6	0,7	0,8	0,9	1,0	1,1	1,2	1,3	1,4	1,5	1,6	1,7	1,8	1,9
		mm Inch	.0001	.003	.007	.011	.015	.019	.023	.027	.031	.035	.039	.043	.047	.051	.055	.059	.062	.066	.070	.074
Series 500 Medium																						
	512N	Semi-flush	[Capacity bars for 512N]																			
	512E	Semi-flush	[Capacity bars for 512E]																			
	599T	Semi-flush / Carbide	[Capacity bars for 599T]																			
	522N	Flush	[Capacity bars for 522N]																			
	599E	Flush	[Capacity bars for 599E]																			
	532N	Super Full Flush	[Capacity bars for 532N]																			
	576TX1	Flush / Carbide	[Capacity bars for 576TX1]																			
	503E	Flush	[Capacity bars for 503E]																			
	503ETST 30°	Flush / Carbide	[Capacity bars for 503ETST 30°]																			
	503ETST	Flush	[Capacity bars for 503ETST]																			
	555E 35°	Flush	[Capacity bars for 555E 35°]																			
	555E 40°	Flush	[Capacity bars for 555E 40°]																			
	572E 45°	Flush	[Capacity bars for 572E 45°]																			
	582E 30°	Flush	[Capacity bars for 582E 30°]																			
	582E 45°	Flush	[Capacity bars for 582E 45°]																			
	592E	Flush	[Capacity bars for 592E]																			
	792E	Super Full Flush	[Capacity bars for 792E]																			
	555E	Flush / Carbide	[Capacity bars for 555E]																			
	570E	Flush	[Capacity bars for 570E]																			
	573E	Flush	[Capacity bars for 573E]																			

Type		Type of Cut	Cutting Capacity																			
			0,03	0,1	0,2	0,3	0,4	0,5	0,6	0,7	0,8	0,9	1,0	1,1	1,2	1,3	1,4	1,5	1,6	1,7	1,8	1,9
		mm Inch	.0001	.003	.007	.011	.015	.019	.023	.027	.031	.035	.039	.043	.047	.051	.055	.059	.062	.066	.070	.074
Series 800 Maxi & 2800																						
	812N	Semi-flush	[Capacity bars for 812N]																			
	2812N	Semi-flush	[Capacity bars for 2812N]																			
	822N	Flush	[Capacity bars for 822N]																			
	2822N	Flush	[Capacity bars for 2822N]																			
	886E	Flush	[Capacity bars for 886E]																			
	2886E	Flush	[Capacity bars for 2886E]																			
	884E	Flush	[Capacity bars for 884E]																			

Side cutters and tip cutters

Pliers

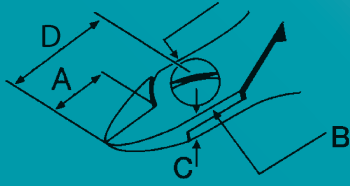
Tweezers

Special tools

Kits



Series 600 Micro



A = Length of cutting edges
 B = Head width
 C = Head thickness
 D = Head length

Side cutter - oval head



4.331 Inch / 110 mm

1.69 oz. / 48 g

- This is the most widely used head shape.
- Fits for all cutting applications where easy access is given

Model	Cut	A		B		C		D		Max. cutting capability in mm		
		Inch	mm	Inch	mm	Inch	mm	Inch	mm	Hard wire	Medium hardness	Copper wire
612N	Semi-flush	0.354	9	0.354	9	0.236	6	0.590	15	Ø 0,5	Ø 0,8	Ø 1,3
T622N	Flush	0.354	9	0.354	9	0.236	6	0.590	15	-	Ø 0,8	Ø 1,3
632N	Super full flush	0.354	9	0.354	9	0.236	6	0.590	15	-	Ø 0,7	Ø 1,3
622NA	Flush	0.354	9	0.354	9	0.236	6	0.590	15	-	Ø 0,7	Ø 1,0

Side Cutter - tapered head



4.331 Inch / 110 mm

48 g

- The jaws of the cutter have straight edges and taper to a point. This head shape allows access to difficult to reach areas but reduces the cutting capacity in comparison to the same size oval head cutter.

Model	Cut	A		B		C		D		Max. cutting capability in mm		
		Inch	mm	Inch	mm	Inch	mm	Inch	mm	Hard wire	Medium hardness	Copper wire
622NA	Flush	0.354	9	0.354	9	0.236	6	0.590	15	-	Ø 0,7	Ø 1,0







Side cutter – pointed relieved head



 4.331 Inch / 110 mm

 1.69 oz. / 48 g

- This is the narrowest head shape.
- The underside is relieved and facilitates optimum access even to extremely hard-to-reach areas.

Model	Cut	A		B		C		D		Max. cutting capability in mm		
		Inch	mm	Inch	mm	Inch	mm	Inch	mm	Hard wire	Medium hardness	Copper wire
622NB	 Flush	0.354	9	0.39	9.8	0.236	6	0.65	16	-	Ø 0,6	Ø 0,8
676E	 Flush	0.354	9	0.354	9	0.236	6	0.590	15	-	Ø 0,6	Ø 0,8
776E	 Super full flush	0.354	9	0.354	9	0.236	6	0.590	15	-	Ø 0,6	Ø 0,8
632NCF	 Super full flush	0.354	9	0.354	9	0.236	6	0.590	15	suitable for precision cuts on soft materials, e.g. small silicone tubes, precision connector seals, miniature rubber seals, soft synthetic parts		




Tip cutter - straight short relieved head



 4.331 Inch / 110 mm

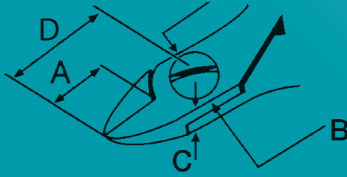
 1.69 oz. / 48 g

- Suitable for cutting SMD and micro-package contacts.

Model	Cut	A		B		C		D		Max. cutting capability in mm		
		Inch	mm	Inch	mm	Inch	mm	Inch	mm	Hard wire	Medium hardness	Copper wire
670E	 Flush	0.118	3	0.354	9	0.236	6	0.709	18	-	Ø 0,5	Ø 0,8
670EP	 Flush	0.118	3	0.354	9	0.236	6	0.709	18		Ø 0,5	Ø 0,6
670EPF	 Flush	0.118	3	0.354	9	0.236	6	0.709	18	-	Ø 0,4	Ø 0,6



Series 2400 MagicSense



A = Length of cutting edges
 B = Head width
 C = Head thickness
 D = Head length

Side cutter – oval head



5.118 Inch / 130 mm

2.47 oz. / 70 g

- This is the most widely used head shape.
- Fits for all cutting applications where easy access is given
- It is robust and offers the highest cutting capacity.
- Erem cutters and pliers with ergonomic handle. The ergonomic handle and special materials ensure a soft feel, operating comfort and safety.

Model	Cut	A		B		C		D		Max. cutting capability in mm		
		Inch	mm	Inch	mm	Inch	mm	Inch	mm	Hard wire	Medium hardness	Copper wire
2412E	Semi-flush	0.472	12	0.433	11	0.236	6	0.748	19	Ø 0,5	Ø 1,0	Ø 1,6
2422E	Flush	0.472	12	0.433	11	0.236	6	0.748	19	-	Ø 1,0	Ø 1,6
2432E	Super full flush	0.472	12	0.433	11	0.236	6	0.748	19	-	Ø 0,8	Ø 1,6



Side cutter - tapered



5 Inch / 127 mm
2.469 oz. / 70 g

- The jaws of the cutter have straight edges and taper to a point. This head shape allows access to difficult to reach areas but reduces the cutting capacity in comparison to the same size oval head cutter.
- Erem cutters and pliers with ergonomic handle. The ergonomic handle and special materials ensure a soft feel, operating comfort and safety.

Model	Cut	A		B		C		D		Max. cutting capability in mm		
		Inch	mm	Inch	mm	Inch	mm	Inch	mm	Hard wire	Medium hardness	Copper wire
2477E	Flush	0.472	12	0.433	11	0.236	6	0.742	19	-	Ø 1,0	Ø 1,3

Tip cutter - angled wide head



5 Inch / 127 mm
2.469 oz. / 70 g
30°

- The angled head provides for precise cuts at different working angles.
- Erem cutters and pliers with ergonomic handle. The ergonomic handle and special materials ensure a soft feel, operating comfort and safety.

Model	Cut	A		B		C		D		Max. cutting capability in mm		
		Inch	mm	Inch	mm	Inch	mm	Inch	mm	Hard wire	Medium hardness	Copper wire
2403E	Flush	0.354	9	0.433	11	0.236	6	0.748	19	-	Ø 1,0	Ø 1,6
2404E	Flush	0.354	9	0.433	11	0.236	6	0.787	20	-	Ø 0,8	Ø 1,3

Side cutters and tip cutters

Pliers

Tweezers

Special tools

Kits



Tip cutter - angled narrow head



5.315 Inch / 135 mm

2.539 oz. / 72 g

45°

- The angled head provides for precise cuts at different working angles.
- Erem cutters and pliers with ergonomic handle. The ergonomic handle and special materials ensure a soft feel, operating comfort and safety.

Model	Cut	A		B		C		D		Max. cutting capability in mm		
		Inch	mm	Inch	mm	Inch	mm	Inch	mm	Hard wire	Medium hardness	Copper wire
2482E	Flush	0.236	6	0.433	11	0.236	6	1.02	26	-	Ø 0,6	Ø 1,2
										suitable for working on printed-circuit boards, component connections, can be used in both 90° and 180° applications		
2475E	Flush	0.157	4	0.433	11	0.236	6	0.866	22	-	Ø 0,4	Ø 0,6
										suitable for fine cutting work on hybrid circuits of miniature components		

Tip cutter - straight long relieved head



5.512 Inch / 140 mm

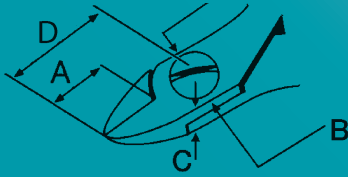
2.539 oz. / 72 g

- This head is suitable for horizontal and vertical cuts.
- The long tips facilitate cutting in hard-to-reach areas.
- Erem cutters and pliers with ergonomic handle. The ergonomic handle and special materials ensure a soft feel, operating comfort and safety.

Model	Cut	A		B		C		D		Max. cutting capability in mm		
		Inch	mm	Inch	mm	Inch	mm	Inch	mm	Hard wire	Medium hardness	Copper wire
2470E	Flush	0.157	4	0.433	11	0.236	6	1.142	29	-	Ø 0,4	Ø 0,6



Series 500 Medium



A = Length of cutting edges
 B = Head width
 C = Head thickness
 D = Head length






Side cutter - oval head



 4.528 Inch / 115 mm

 2.363 oz. / 67 g

- This is the most widely used head shape.
- Fits for all cutting applications where easy access is given
- It is robust and offers the highest cutting capacity.

Model	Cut	A		B		C		D		Max. cutting capability in mm		
		Inch	mm	Inch	mm	Inch	mm	Inch	mm	Hard wire	Medium hardness	Copper wire
512N	 Semi-flush	0.472	12	0.433	11	0.236	6	0.748	19	Ø 0,5	Ø 1,0	Ø 1,6
512E	 Semi-flush	0.472	12	0.433	11	0.236	6	0.748	19	Ø 0,5	Ø 1,0	Ø 1,6
522N	 Flush	0.472	12	0.433	11	0.236	6	0.748	19	-	Ø 1,0	Ø 1,6
599E	 Flush	0.472	10	0.433	11	0.236	6	0.669	17	-	Ø 1,0	Ø 1,6
532N	 Super full flush	0.472	10	0.433	11	0.236	6	0.748	19	-	Ø 0,8	Ø 1,6



Side cutter - tapered head



4.528 Inch / 115 mm

2.363 oz. / 67 g

- The jaws of the cutter have straight edges and taper to a point. This head shape allows access to difficult to reach areas but reduces the cutting capacity in comparison to the same size oval head cutter.

Model	Cut	A		B		C		D		Max. cutting capability in mm		
		Inch	mm	Inch	mm	Inch	mm	Inch	mm	Hard wire	Medium hardness	Copper wire
595E	 Flush	0.472	12	0.433	11	0.236	6	0.748	19	-	Ø 1,0	Ø 1,3
577E	 Flush	0.472	10	0.433	11	0.236	6	0.669	17	-	Ø 1,0	Ø 1,3

Tip cutter - angled, wide, robust head



4.331 Inch / 110 mm

2.363 oz. / 67 g

30°

- The angled head provides for precise cuts at different working angles.

Model	Cut	A		B		C		D		Max. cutting capability in mm		
		Inch	mm	Inch	mm	Inch	mm	Inch	mm	Hard wire	Medium hardness	Copper wire
503E	 Flush	0.354	9	0.433	11	0.236	6	0.748	19	-	Ø 1,0	Ø 1,6
504AE	 Flush	0.354	9	0.433	11	0.236	6	0.748	19	-	Ø 0,8	Ø 1,3



Tip cutter - angled narrow head



4.724 Inch / 120 mm

2.399 oz. / 68 g

35°

- The angled head provides for precise cuts at different working angles.
- Narrow, robust head, suitable for working with high cutting force in confined areas.

Model	Cut	A		B		C		D		Max. cutting capability in mm		
		Inch	mm	Inch	mm	Inch	mm	Inch	mm	Hard wire	Medium hardness	Copper wire
555E	 Flush	0.236	6	0.433	11	0.256	6	0.945	24	-	Ø 0,6	Ø 1,3



4.528 Inch / 115 mm

2.399 oz. / 68 g

40°

- Relieved cutting edge for easy access.

Model	Cut	A		B		C		D		Max. cutting capability in mm		
		Inch	mm	Inch	mm	Inch	mm	Inch	mm	Hard wire	Medium hardness	Copper wire
572E	 Flush	0.236	6	0.433	11	0.236	6	0.827	21	-	Ø 0,6	Ø 1,3




4.528 Inch / 115 mm

2.399 oz. / 68 g

40°

- Suitable for working on printed-circuit boards, component connections, can be used in both 90° and 180° applications


Model	Cut	A		B		C		D		Max. cutting capability in mm		
		Inch	mm	Inch	mm	Inch	mm	Inch	mm	Hard wire	Medium hardness	Copper wire
582E	 Flush	0.236	6	0.433	11	0.236	6	1.024	26	-	Ø 0,6	Ø 1,3



4.528 Inch / 115 mm
2.364 oz. / 67 g
45°

- Suitable for working on printed-circuit boards, component connections, can be used in both 90° and 180° applications.
- With safety device for wire scraps.

Model	Cut	A		B		C		D		Max. cutting capability in mm		
		Inch	mm	Inch	mm	Inch	mm	Inch	mm	Hard wire	Medium hardness	Copper wire
582EW	 Flush	0.236	6	0.433	11	0.236	6	1.024	26	-	Ø 0,6	Ø 1,3



4.528 Inch / 115 mm
2.399 oz. / 68 g
30°

- High precision tip cutter, bent.
- Practical rework tool.
- For cutting DIL contacts directly on the component.
- Ideal for densely printed boards.
- Non-reflecting surface
- ESD-safe

Model	Cut	A		B		C		D		Max. cutting capability in mm		
		Inch	mm	Inch	mm	Inch	mm	Inch	mm	Hard wire	Medium hardness	Copper wire
593AE	 Flush	0.157	4	0.433	11	0.236	6	1.024	26		Ø 0,4	Ø 1,0



4.331 Inch / 110 mm
2.363 oz. / 67 g
45°

- Suitable for fine cutting work on hybrid circuits or miniature components.

Model	Cut	A		B		C		D		Max. cutting capability in mm		
		Inch	mm	Inch	mm	Inch	mm	Inch	mm	Hard wire	Medium hardness	Copper wire
575E	 Flush	0.157	4	0.433	11	0.236	6	0.866	22	-	Ø 0,2	Ø 0,6



Side cutter - pointed relieved head



4.528 Inch / 115 mm

2.363 oz. / 67 g

- This is the narrowest head shape.
- The underside is relieved and facilitates optimum access even to extremely hard-to-reach areas

Model	Cut	A		B		C		D		Max. cutting capability in mm		
		Inch	mm	Inch	mm	Inch	mm	Inch	mm	Hard wire	Medium hardness	Copper wire
592E	Flush	0.472	12	0.433	11	0.236	6	0.748	19	-	Ø 0,4	Ø 0,8
792E	Super full flush	0.472	12	0.433	11	0.236	6	0.748	19	-	Ø 0,4	Ø 0,6

Tip cutter - straight long relieved head



4.724 Inch / 120 mm

2.363 oz. / 67 g

- This head is suitable for horizontal and vertical cuts.
- The long tips facilitate cutting in hard-to-reach areas.
- For cutting at extreme tips

Model	Cut	A		B		C		D		Max. cutting capability in mm		
		Inch	mm	Inch	mm	Inch	mm	Inch	mm	Hard wire	Medium hardness	Copper wire
570E	Flush	0.157	4	0.433	11	0.236	6	1.142	29	-	Ø 0,4	Ø 0,6

Tip cutter - straight head for vertical use



4.724 Inch / 120 mm

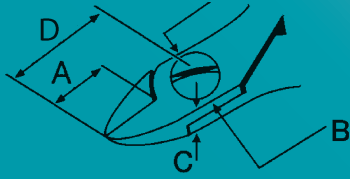
2.363 oz. / 67 g

- Tip cutter for fine wire, Cu 0,8 mm

Model	Cut	A		B		C		D		Max. cutting capability in mm		
		Inch	mm	Inch	mm	Inch	mm	Inch	mm	Hard wire	Medium hardness	Copper wire
573E	Flush	0.157	4	0.433	11	0.236	6	1.142	29	-	Ø 0,4	Ø 0,8





Series 800 Maxi






A = Length of cutting edges
 B = Head width
 C = Head thickness
 D = Head length

Side cutter - oval head



 **4.724 Inch / 120 mm**
 **2.363 oz. / 67 g**

- This is the most widely used head shape.
- Fits for all cutting applications where easy access is given
- It is robust and offers the highest cutting capacity.

Model	Cut	A		B		C		D		Max. cutting capability in mm		
		Inch	mm	Inch	mm	Inch	mm	Inch	mm	Hard wire	Medium hardness	Copper wire
812N	 Semi-flush	0.590	15	0.531	13.5	0.284	7.2	0.827	21	Ø 0,6	Ø 1,2	Ø 1,8
896E	 Semi-flush	0.590	15	0.531	13.5	0.284	7.2	0.827	21	Ø 0,6	Ø 1,2	Ø 1,8
822N	 Flush	0.590	15	0.531	13.5	0.284	7.2	0.827	21	-	Ø 1,2	Ø 1,8



Side cutter - tapered head



4.724 Inch / 120 mm

2.928 oz. / 83 g

- The jaws of the cutter have straight edges and taper to a point. This head shape allows access to difficult to reach areas but reduces the cutting capacity in comparison to the same size oval head cutter.

Model	Cut	A		B		C		D		Max. cutting capability in mm		
		Inch	mm	Inch	mm	Inch	mm	Inch	mm	Hard wire	Medium hardness	Copper wire
886E	Flush	0.590	15	0.531	13.5	0.284	7.2	0.827	21	-	Ø 1,0	Ø 1,8

Side cutter - pointed relieved head



4.724 Inch / 120 mm

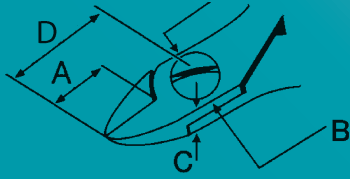
2.857 oz. / 81 g

- This is the narrowest head shape.
- The underside is relieved and facilitates optimum access even to extremely hard-to-reach areas.

Model	Cut	A		B		C		D		Max. cutting capability in mm		
		Inch	mm	Inch	mm	Inch	mm	Inch	mm	Hard wire	Medium hardness	Copper wire
884E	Flush	0.590	15	0.531	13.5	0.284	7.2	0.827	21	-	Ø 0,8	Ø 1,6



Tungsten-carbide cutters



A = Length of cutting edges
 B = Head width
 C = Head thickness
 D = Head length

Side cutter - oval head, Miniature cutter



4.528 Inch / 115 mm
 2.36 oz. / 67 g

- This is the most widely used head shape.
- Fits for all cutting applications where easy access is given
- It is robust and offers the highest cutting capacity.

Model	Cut	A		B		C		D		Max. cutting capability in mm			
		Inch	mm	Inch	mm	Inch	mm	Inch	mm	Piano wire	Hard wire	Medium hardness	Copper wire
622TX	Flush	0.315	8	0.354	9	0.236	6	0.590	15	Ø 0,2	Ø 0,4	Ø 0,6	Ø 1,2
599T	Semi-flush	0.472	12	0.433	11	0.236	6	0.748	19	Ø 0,6	Ø 0,8	Ø 1,0	Ø 1,5
599TF	Flush	0.472	12	0.433	11	0.236	6	0.748	19	Ø 0,6	Ø 0,8	Ø 1,0	Ø 1,5







Side cutter - tapered head



 4.528 Inch / 115 mm

 2.36 oz. / 67 g

- The jaws of the cutter have straight edges and taper to a point. This head shape allows access to difficult to reach areas but reduces the cutting capacity in comparison to the same size oval head cutter.

Model	Cut	A		B		C		D		Max. cutting capability in mm			
		Inch		Inch	mm	Inch	mm	Inch	mm	Piano wire	Hard wire	Medium hardness	Copper wire
595T	 Semi-flush	0.472	12	0.433	11	0.236	6	0.748	19	Ø 0,4	Ø 0,6	Ø 0,8	Ø 1,5
595TF	 Flush	0.472	12	0.433	11	0.256	6	0.748	19	Ø 0,4	Ø 0,6	Ø 0,8	Ø 1,5
2476TX1	 Flush	0.433	11	0.433	11	0.236	6	0.011	19	Ø 0,3	Ø 0,4	Ø 0,5	Ø 1,0
576TX1	 Flush	0.433	11	0.433	11	0.236	6	0.011	19	Ø 0,3	Ø 0,4	Ø 0,5	Ø 1,0


Tip cutter - pointed relieved head



 4.528 Inch / 115 mm

67 g

- This is the narrowest head shape.
- The underside is relieved and facilitates optimum access even to extremely hard-to-reach areas.

Model	Cut	A		B		C		D		Max. cutting capability in mm			
		Inch		Inch	mm	Inch	mm	Inch	mm	Piano wire	Hard wire	Medium hardness	Copper wire
576TX	 Flush	0.433	11	0.433	11	0.236	6	0.748	19	Ø 0,1	Ø 0,2	Ø 0,3	Ø 1,0



Tip cutter - angled wide head





 **4.331 Inch / 110 mm**

 **2.36 oz. / 67 g**

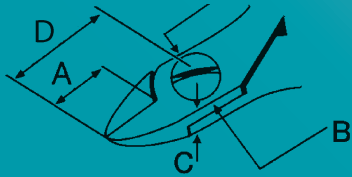
 **30°**

- The angled head provides for precise cuts at different working angles.

Model	Cut	A		B		C		D		Max. cutting capability in mm			
		Inch		Inch	mm	Inch	mm	Inch	mm	Piano wire	Hard wire	Medium hardness	Copper wire
503ET	 Semi-flush	0.354	9	0.433	11	0.236	6	0.748	19	Ø 0,4	Ø 0,6	Ø 0,8	Ø 1,2
503ETF	 Flush	0.354	9	0.433	11	0.236	6	0.787	20	Ø 0,4	Ø 0,6	Ø 0,8	Ø 1,2




Special applications






A = Length of cutting edges
 B = Head width
 C = Head thickness
 D = Head length

Special applications: hard wires



 5.394 Inch / 137 mm
 3.527 oz. / 100 g

- Side cutter with compound action.
- For cutting hard wires with minimal effort


Model	Cut	A		B		C		Max. cutting capacity in mm	
		Inch	mm	Inch	mm	Inch	mm	Copper wire	
E147A	 Semi-flush	0.472	12	0.413	10.5	0.284	7.2	Ø 1,8	for cutting hard wires with minimal effort
E147B	 Semi-flush	0.472	12	0.413	10.5	0.295	7.5	Ø 1,8	for cutting hard wires with minimal effort
E147AT	 Semi-flush	0.472	12	0.413	10.5	0.295	7.5	Ø 1,8	for cutting hard wires with minimal effort

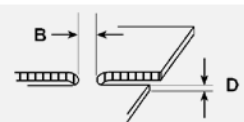
Special applications: cutting printed-circuit boards



 4.528 Inch / 115 mm
 2.787 oz. / 79 g

- Side cutter, suitable for cutting printed-circuit boards

Model	Cut	D max.		B max.	
		Inch	mm	Inch	mm
884EPCM	 Flush	0.0591	1.5	0.078	2.0





Special applications: Kevlar® silks



4.528 Inch / 115 mm

2.36 oz. / 67 g

- Side cutter, suitable for cutting Kevlar® silks.
- Avoid any other application than cutting kevlar silks to not damage the tool

Model	Cut	A		B		C		D	
		Inch	mm	Inch	mm	Inch	mm	Inch	mm
599F0		0.472	12	0.433	11	0.24	6	0.748	19

Special applications: Special tool steel



4.528 Inch / 115 mm

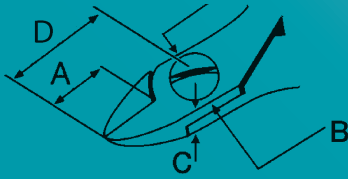
2.36 oz. / 67 g

- Side cutter for cutting Kevlar® silks, Vectran™-sheated wires, optical fibres and small stainless wires.
- Side cutter with cutting edges made from tungsten carbide.

Model	Cut	A		B		C		D	
		Inch	mm	Inch	mm	Inch	mm	Inch	mm
599TF0	Semi-flush	0.472	12	0.43	11	0.24	6	0.748	19



Pneumatic side cutter and tip cutter



A = Length of cutting edges
 B = Head width
 C = Head thickness
 D = Head length

Pneumatic side cutter and tip cutter



 **5.118 Inch / 130 mm**
 **4.59 oz. / 130 g**

- Pneumatic cutter
- Handy, light and precise
- Extremely versatile thanks to a selection of different cutting heads
- Easily interchangeable cutting heads
- Suitable for cutting conventional components, soft metals or small plastic parts
- Pneumatic-cutter housing



Model	Diameter		requires 4- 6 bar oil-free clean compressed air
	Inch	mm	
1500BSF	1.102	28	

Side cutter - oval head for 1500BSF



 **1.16 oz. / 35 g**

- This is the standard head shape.
- It is used for all cutting jobs in easy-to-reach areas.
- The oval head provides for a high cutting capacity and is characterised by its robustness.

Model	Cut	A		B		C		Max. cutting capacity in mm Copper wire Ø 1,6
		Inch	mm	Inch	mm	Inch	mm	
1512N	 Semi-flush	0.394	10	0.413	10.5	0.24	6	
1522N	 Flush	0.394	10	0.413	10.5	0.24	6	

Side cutters and tip cutters

Pliers

Tweezers

Special tools

Kits



Side cutters - tapered head cutting head for 1500 BSF



1.16 oz. / 35 g

- The edges of the cutter head are straight and taper to a point, allowing access to hard to reach area.

Model	Cut	A		B		C		Max. cutting capacity in mm Copper wire Ø 1,4
		Inch	mm	Inch	mm	Inch	mm	
1522NA	 Flush	0.354	9	0.413	10.5	0.24	6	

Pointed relieved head for 1500 BSF



1.12 oz. / 32 g

- This is the narrowest head shape.
- The underside is relieved and facilitates optimum access even to extremely hard-to-reach areas.

Model	Cut	A		B		C		Max. cutting capacity in mm Copper wire Ø 1,2
		Inch	mm	Inch	mm	Inch	mm	
1522NB	 Flush	0.354	9	0.413	10.5	0.24	6	

Cutting head for 1500 BSF - tip cutter - angled head



1.34 oz. / 38 g

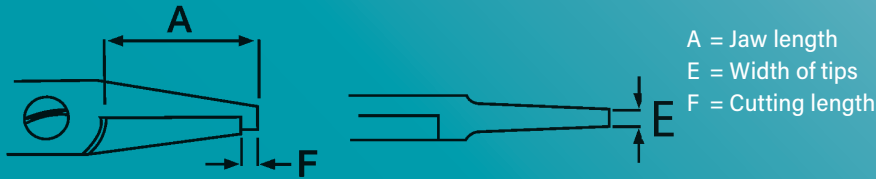
30°

- The angled head provides for precise cuts at different working angles.

Model	Cut	A		B		C		Max. cutting capacity in mm Copper wire Ø 1,2
		Inch	mm	Inch	mm	Inch	mm	
1503E	 Flush	0.472	12	0.413	10.5	0.24	6	



Distance cutter



Distance cutter - fixed cutting length






Distance cutter copper wire to a length of 1.5 mm / 0.059 Inch



 4.724 Inch / 120 mm

 2.36 oz. / 67 g

- Special tool steel
- ESD-safe
- Fixed cutting length
- Reduces mechanical shock on components

Model	Cut	A		E		F		Max. cutting capacity in mm	
		Inch	mm	Inch	mm	Inch	mm	Copper wire	
530E15	 Flush	0.787	20	0.118	3	0.059	1.5	Ø 1,2	cuts copper wire to a length of 1,5 mm / 0,059 Inch
530E13	 Flush	0.787	20	0.118	3	0.051	1.3	Ø 1,2	cuts copper wire to a length of 1,3 mm / 0,051 Inch
530E08	 Flush	0.787	20	0.118	3	0.031	0.8	Ø 1,2	cuts copper wire to a length of 0,8 mm / 0,031 Inch
530E06	 Flush	0.787	20	0.118	3	0.023	0.6	Ø 1,2	cuts copper wire to a length of 0,6 mm / 0,023 Inch
530EREC	 Flush	0.787	20	0.118	3	0.051	1.3	Ø 1,2	cuts copper wire to a length of 1,3 mm / 0,051 Inch



Distance cutter

Distance cutter, cuts wire to a length of 1.5 mm/.059 Inch



4.724 Inch / 120 mm

2.36 oz. / 67 g

45°

- Special tool steel
- ESD-safe
- Fixed length distance cutter
- Tapered 45°

Model	Cut	A		E		F		Max. cutting capacity in mm Copper wire
		Inch	mm	Inch	mm	Inch	mm	
549E	 Flush	0.787	20	0.118	3	0.059	1.5	Ø 1,2
549E10	 Flush	0.787	20	0.118	3	0.039	1	Ø 1,2
549E12	 Flush	0.787	20	0.118	3	0.047	1.2	Ø 1,2

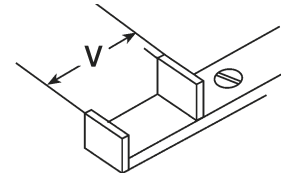
Distance cutter, variable cutting length

Distance cutter, variable cutting length from 1.2 mm to 6 mm/ .047 to .236 Inch



4.724 Inch / 120 mm

2.47 oz. / 70 g



- Special tool steel
- ESD-safe
- Variable cutting length (= V)
- With protective stop screw

Model	Cut	A		E		V		Copper wire Ø 1.2
		Inch	mm	Inch	mm	Inch	mm	
530E15A	 Flush	0.787	20	0.177	4.5	0,047 - 0,236	1,2 - 6	



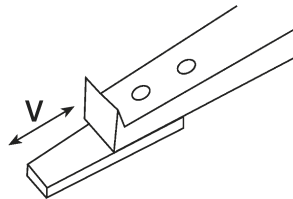
Distance cutter - variable cutting length

Distance cutter with variable cutting length from 0 mm to 5 mm/ 0 to .197 Inch




 4.528 Inch / 115 mm

 2.47 oz. / 70 g



- Special tool steel
- ESD-safe
- Variable cutting length (= V)
- With protective stop screw
- Interchangeable plastic stop protects the printed-circuit board against damage

Model	Cut	A		E		V		Copper wire Ø 0.8
		Inch	mm	Inch	mm	Inch	mm	
573EB	 Flush	0.787	20	0.177	4.5	0 - 0,197	0 - 5	

Side cutters and tip cutters

Pliers

Tweezers

Special tools

Kits

Pliers

GET AN ACCURATE AND SURE GRIP ON EVERYTHING

Internal patented Erem Magic Spring

The Magic Spring system used in Erem precision tools is unique. It is integral to the cutting head and provides a constant closing and re-opening force. It is highly reliable, makes the tools easy to use and reduces operator fatigue.

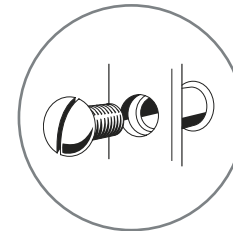
- Reduce costs thanks to long life
- Constant spring force
- Guarantees more than 1 million operations



High-precision screw joint

This self-locking screw joint system gives a smooth cutting and opening action and ensures that there is no blade overlap or play.

- Smooth jaw action with no play
- No damaging of sensitive components



Precision-ground jaws

The very precisely worked tips get a firm and sure grip on even the thinnest of parts.

The choice of high-quality materials and meticulous tempering are especially important during the manufacturing of these tweezers.

- Ground with the greatest precision

Special tool steel

Erem electronics tools are made from bright steel. They are not drop forged. The special tool steel is made using a unique Swiss processing technique.

- The bright tool steel gives additional strength and toughness to the tools to promote a long service life.






+ WIDE VARIETY OF HEAD SHAPES

Ergonomically shaped handles

- For high comfort, better grip and added safety

Erem - Maximum Opening Stop

- Limits the cutting-edge tips from opening more than 5 mm/.197 Inch. The limited extent to which the handles can open prevents user hand fatigue.



+ COMFORTABLE AND FATIGUE-FREE WORKING.

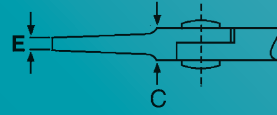
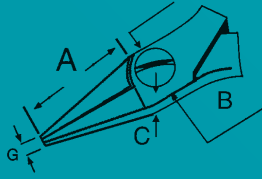


ESD-safe

The interchangeable foam-cushion handles are ESD-safe and are fitted as standard on all Erem cutters and pliers.



Series 500 Medium



A = Jaw length
 B = Head width
 C = head thickness
 E = Width of tips
 G = Total height of both tips

Round nose pliers

Round nose pliers with very precise, smooth jaws.



4.724 Inch / 120 mm
 2.89 / 62 g

- Pliers for miniature and standard electronics
- Non-reflecting surface, ESD-safe
- Suitable for forming, bending, laying and feeding in wires.
- High grade tool steel

Model	Shape	A		B		C		E		G	
		Inch	mm	Inch	mm	Inch	mm	Inch	mm	Inch	mm
543E		0.91	23	0.43	11	0.24	6	0.031	Ø 0,8	0.063	1.6
546E				0.43	11	0.236	6.0	-		0.039	1.0

Needle nose pliers

Needle nose pliers with very precise, smooth and rounded jaws.



4.724 Inch / 120 mm
 2.19 / 62 g

- Pliers for miniature and standard electronics
- Non-reflecting surface, ESD-safe, high grade tool steel
- Suitable for forming, bending, laying and feeding in wires.

Model	Shape	A		B		C		E		G	
		Inch	mm	Inch	mm	Inch	mm	Inch	mm	Inch	mm
547		0.91	23	0.43	11	0.24	6	0.035	0.9	0.047	1.2



Flat nose pliers


Flat nose pliers with smooth jaws and precision-machined edges.



 4.724 Inch / 120 mm

 2.36 / 67 g

- Pliers for miniature and standard electronics
- Non-reflecting surface, ESD-safe, high grade tool steel
- Suitable for gripping flat workpieces.

Model	Shape	A		B		C		E		G	
		Inch	mm	Inch	mm	Inch	mm	Inch	mm	Inch	mm
542E		0.91	23	0.43	11	0.24	6	0.055	1.4	0.055	1.4


Flat nose pliers with replaceable nylon jaws.



 4.921 Inch / 125 mm

 2.36 / 67 g

- Pliers for miniature and standard electronics
- Non-reflecting surface, ESD-safe, high grade tool steel
- Nylon jaws prevent nicking and scratching.
- Suitable for forming precious metals and component connections.

Model	Shape	A		B		C		E		G	
		Inch	mm	Inch	mm	Inch	mm	Inch	mm	Inch	mm
531E		0.91	23	0.43	11	0.24	6	0.2	5	0.12	3



Chain nose pliers

Chain nose pliers with narrow half-round jaws.



4.724 Inch / 120 mm

2.36 / 67 g

- Pliers for miniature and standard electronics
- Non-reflecting surface, ESD-safe, high grade tool steel
- For securely handling components.

Model	Shape	A		B		C		E		G	
		Inch	mm	Inch	mm	Inch	mm	Inch	mm	Inch	mm
544E		0.91	23	0.43	11	0.24	6	0.039	1	0.055	1.4

Chain nose pliers with inside-serrated jaws for secure handling



4.724 Inch / 120 mm

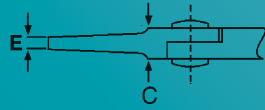
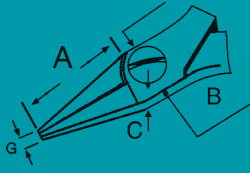
2.64 / 67 g

- Pliers for miniature and standard electronics
- Non-reflecting surface, ESD-safe, high grade tool steel

Model	Shape	A		B		C		E		G	
		Inch	mm	Inch	mm	Inch	mm	Inch	mm	Inch	mm
544D		0.91	23	0.35	9	0.26	6.5	0.039	1	0.055	1.4



Series 2400 MagicSense



- A = Jaw length
- B = Head width
- C = head thickness
- E = Width of tips
- G = Total height of both tips

Needle nose pliers

Needle nose pliers with very precise, smooth and rounded jaws.



5.748 Inch / 146 mm

2.54 / 72 g

- Pliers for miniature and standard electronics
- Optimized ergonomically shaped handles for increased comfort
- Non-reflecting surface, ESD-safe

Model	Shape	A		B		C		E		G		
		Inch	mm	Inch	mm	Inch	mm	Inch	mm	Inch	mm	
2411P		1.32	33.5	0.43	11	0.24	6	0.039	1	0.047	1.2	Smooth jaws
2411PD		1.32	33.5	0.43	11	0.24	6	0.039	1	0.047	1.2	Inside serrated jaws for better grip

Side cutters and tip cutters

Pliers

Tweezers

Special tools

Kits



Flat nose pliers

Flat nose pliers with smooth jaws and precision-machined edges.



5.748 Inch / 146 mm

2.54 / 72 g

- Pliers for miniature and standard electronics
- Optimized ergonomically shaped handles for increased comfort
- Non-reflecting surface, ESD-safe
- Suitable for gripping flat workpieces.

Model	Shape	A		B		C		E		G	
		Inch	mm	Inch	mm	Inch	mm	Inch	mm	Inch	mm
2442P		1.32	33.5	0.43	11	0.24	6	0.13	3.4	0.047	1.2

Round nose pliers

Round nose pliers with very precise, smooth jaws



5.748 Inch / 146 mm

2.54 / 72 g

- Pliers for miniature and standard electronics
- Optimized ergonomically shaped handles for increased comfort
- Non-reflecting surface, ESD-safe
- Suitable for bending wires.

Model	Shape	A		B		C		E		G	
		Inch	mm	Inch	mm	Inch	mm	Inch	mm	Inch	mm
2443P		1.319	33.5	0.43	11	0.24	6	0.031	0.8	0.063	1.6



Stripping pliers

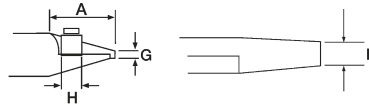
High precision stripping pliers

Pliers for front stripping 0.25 mm - 1.02 mm .010 Inch - .040 Inch (AWG 30 - 18)



4.724 Inch / 120 mm

2.65 / 75 g



A = jaw length

E = Width of tips


G = Total height of both tips

H = Length of cutting blade

- Robust, high-precision tools for use in electronics and aeronautical engineering
- The required diameter is set by means of screws
- ESD-safe
- Suitable for all types of insulation and optical fibres.
- Interchangeable side cutting blade.

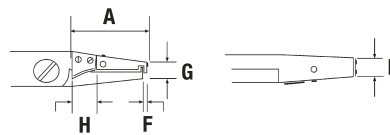
Model	A		E		G		H		Wire diameter	
	Inch	mm	Inch	mm	Inch	mm	Inch	mm	Inch	mm
510AE	0.83	21	0.20	5	0.16	4	0.35	9	0,010 - 0,040	0,25 - 1,02

Pliers for front stripping 0.06 mm - 0.6 mm .002 Inch - .023 Inch (AWG 42 - 24)



4.724 Inch / 120 mm

2.82 / 80 g



A = Jaw length

E = Width of tips

F = Depth of interchangeable blade

G = Total height of both tips

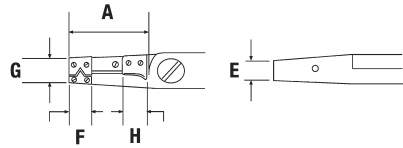
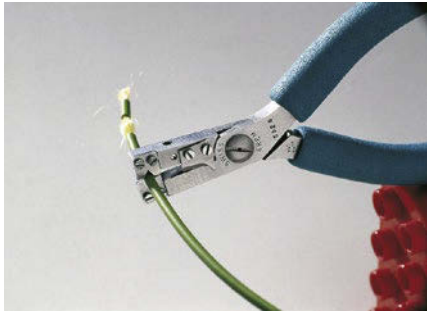
H = Length of cutting blade

- Robust, high-precision tools for use in electronics and aeronautical engineering
- The required diameter is set by means of screws
- Screwdriver and key are included
- Interchangeable blades
- ESD-safe
- Unique precision for damage-free stripping of fine wires.
- Suitable for all types of insulation, Teflon®, Tefzel and optical fibres.

Model	A		E		F		G		H		Wire diameter	
	Inch	mm	Inch	mm	Inch	mm	Inch	mm	Inch	mm	Inch	mm
552E	0.91	23	0.24	6	0.39	1	0.43	11	0.35	9	0,002 - 0,023	0,06 - 0,6



Side stripping 0.06 mm - 0.6 mm .002 Inch - .023 Inch (AWG 42 - 24)



A = Jaw length
 E = Width of tips
 F = Depth of interchangeable blade
 G = Total height of both tips
 H = Length of cutting blade

- Robust, high-precision tools for use in electronics and aeronautical engineering
- The required diameter is set by means of screws
- Screwdriver and key are included
- Interchangeable blades
- ESD-safe
- Unique precision for damage-free stripping of fine wires.
- Suitable for all types of insulation, Teflon®, Tefzel and optical fibres.
- Unlimited stripping length thanks to side stripping
- Suitable for simple and precise stripping of optical fibres
- Non-reflecting surface



4.724 Inch / 120 mm

2.82 / 80 g

Model	A		E		F		G		H		Wire diameter	
	Inch	mm	Inch	mm	Inch	mm	Inch	mm	Inch	mm	Inch	mm
552S	0.82	21	0.24	6	0.24	6	0.43	11	0.354	9	0.002 - 0.024	0,06 - 0,6



Forming pliers

Forming pliers for passive components

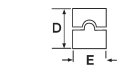
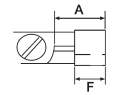
Forming pliers for component connection, U-shape.



4.724 Inch / 120 mm

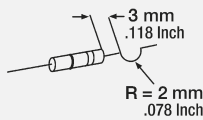
2.47 / 70 g

- Safe bending, forming and preparation of component connections
- Non-reflecting surface
- ESD-safe



A = Jaw length
D = Height of tips
E = Width of tips
F = Length of forming

Model	A		D		E		F		Diodes		Capacitors		Resistors
	Inch	mm	Inch	mm	Inch	mm	Inch	mm	Inch	mm	Inch	mm	
554E	0.513	13	0.394	10	0.394	10	0.394	10	0.025	0.65	0.027	0.7	1/2 W



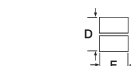
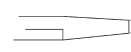
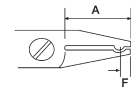
Forming pliers for component connections, U-shape, axial forming.



4.724 Inch / 120 mm

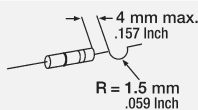
2.47 / 70 g

- Suitable for component connections, U-shape, axial forming
- Narrow head shape.
- ESD-safe



A = Jaw length
D = Height of tips
E = Width of tips
F = Length of forming

Model	A		D		E		F		Diodes		Capacitors		resistors
	Inch	mm	Inch	mm	Inch	mm	Inch	mm	Inch	mm	Inch	mm	
554A	0.905	23	0.25	6.4	0.158	4	0.16	4	0.025	0.65	0.027	0.7	1/2 W



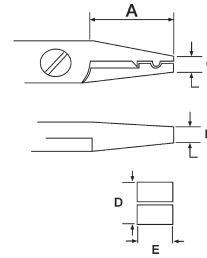
Forming pliers for cutting and bending components



 **4.724 Inch / 120 mm**

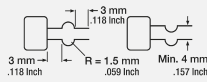
 **2.47 / 67 g**

- Safe bending, forming and preparation of component connections
- Non-reflecting surface
- ESD-safe



A = Jaw length
D = Height of tips
E = Width of tips
F = Length of forming

Model	A		D		E		F		Diodes		Capacitors		resistors
	Inch	mm	Inch	mm	Inch	mm	Inch	mm	Inch	mm	Inch	mm	
50788	0.905	23	0.27	6.9	0.17	4.2			0.025	0.65	0.027	0.7	1/2 W



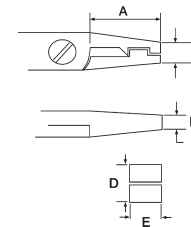
Forming pliers for cutting and bending



 **4.724 Inch / 120 mm**

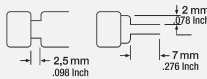
 **2.36 / 67 g**

- Safe bending, forming and preparation of component connections
- Non-reflecting surface
- ESD-safe



A = Jaw length
D = Height of tips
E = Width of tips
F = Length of forming

Model	A		D		E		F		Diodes		Capacitors		resistors
	Inch	mm	Inch	mm	Inch	mm	Inch	mm	Inch	mm	Inch	mm	
50789Z	0.905	23	0.130	3.3	0.17	4.2			0.25	0.65	0.027	0.7	1/2 W





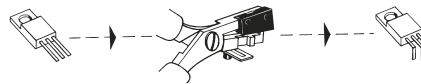
Forming plier for bending flat components

Forming plier for bending flat components, contacts, power transistors, Triac connections to a right angle.



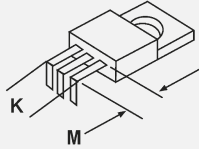
4.724 Inch / 120 mm

3.00 / 85 g



- Safe bending, forming and preparation of component connections, specially for integrated components and power transistors
- Non-reflecting surface
- ESD-safe

Model	K max.		M	
	Inch	mm	Inch	mm
500103A	0.590	15	0.12 - 0.47	3 - 12



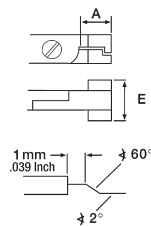
High precision forming pliers for Flat Packs, Quads

Forming plier for bending flat components, contacts, power transistors, Triac connections to a right angle.



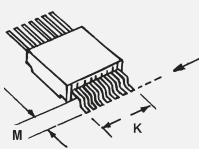
4.724 Inch / 120 mm

3.53 / 100 g



- Safe bending, forming and preparation of component connections, specially for integrated components and power transistors
- Non-reflecting surface
- ESD-safe

Model	K max.		M		A	
	Inch	mm	Inch	mm	Inch	mm
80013C	0.512	13	0.110	2.8	0.669	17





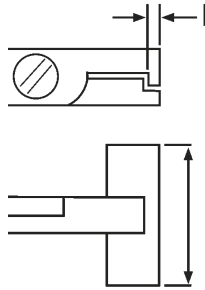
High precision forming pliers for DIL pins

Forming plier for cutting and bending DIL pins through 90° in one operation.



4.724 Inch / 120 mm

3.46 / 98 g



- Safe bending, forming and preparation of component connections, specially for integrated components and power transistors
- Non-reflecting surface
- ESD-safe
- Up to max. 20 DIL pins.

Model	E		F	
	Inch	mm	Inch	mm
809IC		0.984	25	0.035 0.9



Side cutters and tip cutters

Pliers

Tweezers

Special tools

Kits

Tweezers

EREM MANUFACTURES A WIDE RANGE OF TWEEZERS.

ERGONOMICALLY SHAPED HANDLES

- Ergonomically shaped handles reduce Carpal Tunnel Syndrome (CTS) and early hand fatigue
- Two-color, thermally insulated soft-grip handles made from soft foam material ensure high user comfort
- Manufactured from non-magnetic, acid-proof and stainless steel alloy




ESD-safe

All tweezers with soft-grip are ESD-safe.



Pyroplast coating

The Pyroplast coating is not available on all Erem tweezers. It is made to order and requires a minimum order quantity.



Hardened steel

Tweezers made from hardened steel are typified by their particularly hard tips, which ensure great durability. The tweezers are magnetic and the material may rust.

Stainless steel

Tweezers made from stainless steel have robust tips and do not rust. The material is less hard than hardened steel.

Titanium

Titanium tweezers are light weight and resistant to high temperatures.

Erem Special stainless steel

This alloy is non-magnetic. The tweezers do not rust and are acid-proof and heat-resistant up to 300°C (512°F).

+ POINTED TIPS
for precision work



+ LARGE SELECTION
of matching SMD tweezers
and cutting tweezers for
individual applications







Precision tweezers






Precision tweezers: Pointed tips straight

- For applications in microelectronics, jewelrymaking, watchmaking, medicine and laboratory technology
- Suitable for delicate standard applications and precision work on small components or wires
- For all models with the suffix SA or SASL in the order number: Special stainless steel, non-magnetic, non-rusting, acid-proof, heat-resistant
- For all models with the suffix S in the order number: Stainless steel, robust tips, non-rusting, non-reflecting surface



 3.150 Inch / 80 mm	Model	Weight		Material	Description
		oz.	g		
	M5S	0.21	6	Stainless steel	Micro-tweezers, very pointed tips, e.g. for precision work under a microscope.

 4.252 Inch / 108 mm	Model	Weight		Material	Description
		oz.	g		
	ACSA	0.56	16	Special stainless steel	Precision tweezers with serrated finger grips for secure handling. For precise bending and holding of components or wires.
	20AS	0.42	12	Special stainless steel	Precision tweezers with serrated finger grips and inside-serrated tips for secure handling. Guide pin to avoid overlapping of tips. For precise bending and holding of components or wires.
					

 4.331 Inch / 110 mm	Model	Weight		Material	Description
		oz.	g		
	3CSA	0.39	11	Special stainless steel	Precision tweezers, standard model for delicate work.
	3CSASL	0.39	11	Special stainless steel	Precision tweezers, standard model for delicate work. Same as 3CSA, but economy model.
	53CSA	0.39	11	Special stainless steel	Precision tweezers with anti-crush feature. Prevents damage to sensitive components.
					



 4.724 Inch / 120 mm

	Model	Weight		Material	Description
		oz.	g		
	3SASL	0.49	14	Special stainless steel	Precision tweezers with pointed tips for work in microelectronics. Same as 3SA, but economy model.
	OOBSA	0.71	20	Special stainless steel	Precision tweezers with pointed tips. Very robust. Suitable for standard applications, e.g. for assembly in electronics. Model same as OOSA, but with serrated finger grips for secure handling.
	OOCSA	0.64	18	Special stainless steel	Precision tweezers with pointed tips. Very robust. Suitable for standard applications, e.g. for assembly in electronics. Model same as OOSA, but with shorter tips.
	3SA	0.49	14	Special stainless steel	Precision tweezers with pointed tips for work in microelectronics.
	OODSA	0.71	20	Special stainless steel	Precision tweezers with pointed tips. Very robust. Suitable for standard applications, e.g. for assembly in electronics. Model same as OOSA, but with serrated finger grips and inside-serrated tips for secure handling.
	OOSASL	0.39	20	Special stainless steel	Precision tweezers with pointed tips. Very robust. Suitable for standard applications, e.g. for assembly in electronics. Same as OOSA, but economy model.
	OOSA	0.71	20	Special stainless steel	Precision tweezers with pointed tips. Very robust. Suitable for standard applications, e.g. for assembly in electronics.
	1SASL	0.49	14	Special stainless steel	Precision tweezers with pointed tips for standard applications. Same as 1SA, but economy model.
	1SA	0.49	14	Special stainless steel	Precision tweezers with pointed tips for standard applications.
	AAZ	0.56	16	Stainless steel, nickel-plated	Precision tweezers with medium-pointed tips, nickel-plated. Suitable for electronic assembly tasks.

Side Cutters and Tip Cutters





Pliers



Tweezers



Special tools



Kits





 4.921 Inch / 125 mm	Model	Weight		Material	Description
		oz.	g		
	AAS	0.56	16	Stainless steel	Precision tweezers with fine but robust tips.
	AASA	0.56	16	Special stainless steel	Precision tweezers with fine but robust tips for standard applications.
	AASASL	0.56	16	Special stainless steel	Precision tweezers with fine but robust tips for standard applications. Same as AASA, but economy model.
	AM	0.60	17	Brass	Precision tweezers made from brass.

 5.118 Inch / 130 mm	Model	Weight		Material	Description
		oz.	g		
	249SA	0.71	20	Special stainless steel, pointed synthetic tips (PPS)	Precision tweezers with pointed synthetic tips (PPS) and serrated finger grips for secure handling. Volume resistance 16 Ω/cm. Heat-resistant up to 250 °C (480 °F). Resistant to acids and molten soldering tin. Water-repellent.
	249CER	0.84	24	Special stainless steel, ceramic tips	Precision tweezers with ceramic tips and serrated finger grips for secure handling.

 5.512 Inch / 140 mm	Model	Weight		Material	Description
		oz.	g		
	RRS	1.05	30	Stainless steel	Precision tweezers with strong tips for heavy-duty applications.
	SSSA	0.39	11	Special stainless steel	Precision tweezers with long, narrow grips and low tension, responds to minimal pressure. The long grips allow precision work close to heat sources.

 5.906 Inch / 150 mm	Model	Weight		Material	Description
		oz.	g		
	29SA	0.92	26	Special stainless steel	Reverse-action tweezers with wide, rounded tips. For holding parts by reverse clamping action. Insulated handles, e.g. for protecting against heat.

 6.299 Inch / 160 mm	Model	Weight		Material	Description
		oz.	g		
	21SA	0.81	23	Special stainless steel	Shaft, Weller® Xcelite® Nutdriver 1/4" x 3 5/8", Boxed




Precision tweezers: Pointed tips straight relieved







- For precision work e.g. under a microscope
- Relieved shape facilitates excellent access to the most confined spaces


- For all models with the suffix SA or SASL in the order number: Special stainless steel, non-magnetic, non-rusting, acid-proof, heat-resistant



3.543 Inch / 90 mm	Model	Weight		Material	Description
		oz.	g		
	M4AS	0.32	9	Stainless steel	Micro-tweezers, very pointed tips, e.g. for working under a microscope.

4.331 Inch / 110 mm	Model	Weight		Material	Description
		oz.	g		
	4SA	0.45	13	Special stainless steel	Precision tweezers with very pointed tips.
	4SASL	0.46	13	Special stainless steel	Precision tweezers with very pointed tips. Same as 4SA, but economy model.

4.528 Inch / 115 mm	Model	Weight		Material	Description
		oz.	g		
	5MBS	0.42	12	stainless steel	Precision tweezers with extremely pointed tips (~ 0.03 x 0.07 mm/.002 Inch) for use in dissection procedures and working under a microscope. For use on soft materials only.
	5FSA	0.42	12	Stainless steel	Precision tweezers with extremely pointed tips (~ 0.05 x 0.1 mm/.003 Inch) for use in dissection procedures and working under a microscope. For use on soft materials only.
	5SA	0.42	12	Special stainless steel	Precision tweezers with very pointed tips, suitable for very fine wires.
	5SASL	0.42	12	Special stainless steel	Precision tweezers with very pointed tips, suitable for very fine wires. Same as 5SA, but economy model.
	2SA	0.56	16	Special stainless steel	Precision tweezers with medium-pointed tips.
	2SASL	0.56	16	Special stainless steel	Precision tweezers with medium-pointed tips. Same as 2SA, but economy model.

4.724 Inch / 120 mm	Model	Weight		Material	Description
		oz.	g		
	258SA	0.53	15	Special stainless steel, synthetics tips (PPS)	Precision tweezers with pointed synthetic tips (PPS) and serrated finger grips for secure handling. Volume resistance 16 Ω/cm. Heat-resistant up to 250 °C (480 °F). Resistant to acids and molten soldering tin. Water-repellent.




Precision tweezers: Pointed tips bent

- For applications in biology, medicine, laboratory technology and microelectronics
- Bent shape facilitates access to confined spaces

- For all models with the suffix SA or SASL in the order number: Special stainless steel, nonmagnetic, non-rusting, acid-proof, heat-resistant
- For all models with the suffix S in the order number: Stainless steel, robust tips, non-rusting, non-reflecting surface







 4.331 Inch / 110 mm	Model	Weight		Material	Description
		oz.	g		
	3CBS	0.53	11	Stainless steel	Precision tweezers, curved 40°, with pointed tips, for precision work such as assembly on printed-circuit boards.

 115 mm	Model	Weight		Material	Description
		oz.	g		
     	5CSA	0.42	12	Special stainless steel	Precision tweezers, curved 30°, relieved. Pointed tips. Relieved shape at front of handle provides excellent visibility of the area to be worked on.
	5BSA	0.42	12	Special stainless steel	Precision tweezers, curved 30°, relieved. Pointed tips. Relieved shape at front of handle provides excellent visibility of the area to be worked on.
	51SA	0.42	12	Special stainless steel	Precision tweezers, curved 30°, relieved. Very pointed tips. Relieved shape at front of handle provides excellent visibility of the area to be worked on.
	51SASL	0.42	12	Special stainless steel	Precision tweezers, curved 30°, relieved. Very pointed tips. Relieved shape at front of handle provides excellent visibility of the area to be worked on. Same as 51SA, but economy model.
	5ASA	0.42	12	Special stainless steel	Precision tweezers, lightly curved 15°, relieved. Very pointed tips, e.g. for installing small components.
	5ASASL	0.42	12	Special stainless steel	Precision tweezers, lightly curved 15°, relieved. Very pointed tips, e.g. for installing small components. Same as 5ASA, but economy model.



 120 mm	Model	Weight		Material	Description
		oz.	g		
	7SA	0.53	15	Special stainless steel	Precision tweezers, curved, relieved, with pointed tips. Excellent handling in confined spaces.
	7SASL	0.53	15	Special stainless steel	Precision tweezers, curved, relieved, with pointed tips. Excellent handling in confined spaces. Same as 7SA, but economy model.

 5.512 Inch / 140 mm	Model	Weight		Material	Description
		oz.	g		
	65ASA	0.39	11	Special stainless steel	Precision tweezers, curved 50°. Very pointed tips. For working with extra-small chips and other miniature components.

 5.906 Inch / 150 mm	Model	Weight		Material	Description
		oz.	g		
	24SA	0.78	22	Special stainless steel	Precision tweezers, curved 40°, with robust pointed tips. Serrated finger grips and inside-serrated tips for secure handling. Guide pin to avoid overlapping of tips. Ideally suitable for soldering and assembly jobs.
	30SA	0.92	26	Special stainless steel	Reverse-action tweezers, curved 50°, with robust pointed tips. Fibreglass handles for protection against heat. Reverse clamping action for comfortably holding parts. Particularly suitable for soldering and assembly jobs.

Side Cutters and Tip Cutters

Pliers

Tweezers

Special tools

Kits










Precision tweezers: Flat round tips straight

➤ Suitable for all standard gripping applications and assembly jobs on printed-circuit boards, e.g. in the goldsmith and jewelry industries

➤ For all models with the suffix SA or SASL in the order number: Special stainless steel, nonmagnetic, non-rusting, acid-proof, heat-resistant



 4.724 Inch / 120 mm	Model	Weight		Material	Description
		oz.	g		
	2ASA	0.53	15	Special stainless steel	Precision tweezers with flat rounded tips for gripping components. Tip width 2 mm/.078 Inch.
	2ASASL	0.53	15	Special stainless steel	Precision tweezers with flat rounded tips for gripping components. Tip width 2 mm/.078 Inch. Same as 2ASA, but economy model.
	2ASASLT	0.53	16	Special stainless steel	Precision tweezers with flat rounded tips for gripping components. Tip width 2 mm/.078 Inch. Same as 2ASA, but with Teflon®-coated tips for non-stick holding of self-adhesive parts.
	2ASARU	0.53	16	Special stainless steel	Precision tweezers with flat rounded tips for gripping components. Tip width 2 mm/.078 Inch. Same as 2ASA, but with coated tips for non-stick holding of self-adhesive parts.
	52ASA	0.53	15	Special stainless steel	Precision tweezers with pointed, rounded and flexibly movable tips. Prevents damage to sensitive components.
	25SA	0.53	15	Special stainless steel	Precision tweezers with flat, round tips slightly wider than the 2ASARU model. Serrated finger grips for secure handling. For standard gripping jobs.



Precision tweezers with ergonomic handles



- This series offers models with thin shaped tips to suit every application
- Ergonomically shaped handles reduce hand fatigue and facilitates comfortable working
- Thermally insulated, soft foam handles, ESD-safe
- For all models with the suffix SA in the order number: Special stainless steel, non-magnetic, non-rusting, acid-proof, heat-resistant

 4.724 Inch / 120 mm	Model	Weight		Material	Description
		oz.	g		
	E5SA	0.88	25	Special stainless steel, soft foam handles	Ergonomic precision tweezers with straight, very pointed tips for gripping fine wires.
	E3CSA	0.88	25	Special stainless steel, soft foam handles	Ergonomic precision tweezers with long, straight and pointed tips, e.g. for assembly jobs on printed-circuit boards.
	E0OSA	1.05	30	Special stainless steel, soft foam handles	Ergonomic precision tweezers with straight, strong tips for standard applications. Very robust.
	E0ODSA	1.05	30	Special stainless steel, soft foam handles	Model same as E0OSA, but with inside-serrated tips.
	E7SA	0.99	28	Special stainless steel, soft foam handles	Ergonomic precision tweezers with curved strong tips, e.g. for working in confined spaces.
	E2ASA	1.05	30	Special stainless steel, soft foam handles	Ergonomic precision tweezers with straight, flat and rounded tips for simple gripping jobs. Tip width 2 mm/.078 Inch.
	E15AGW	1.05	30	Carbon-steel, soft foam handles	Cutting tweezers, carbon-steel tips.



SMD tweezers

SMD tweezers – Angled tips

- Suitable for perfect handling of chips and miniature components
- Suitable for assembling SMD printed-circuit boards or ceramic substrates
- Bent shape facilitates optimum access to confined spaces and provides excellent visibility of the area to be worked on
- For all models with the suffix CA in the order number: Special stainless steel, non-magnetic, non-rusting, acid-proof, heat-resistant



 4.528 Inch / 115 mm	Model	Weight		Material	Description
		oz.	g		
	102ACA	0.53	15	Special stainless steel	SMD tweezers, angled 45°, with pointed tips for vertical application.
	102ACAX	0.49	14	Special stainless steel	SMD tweezers, angled 45°, with pointed tips for vertical application. Model same as 102ACA, but reverse clamping action for easy holding.
	103ACA	0.53	15	Special stainless steel	SMD tweezers, angled 45°, with slightly wider tips for vertical application.



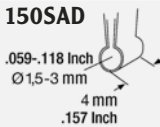



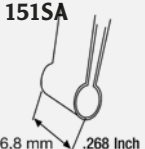
SMD tweezers – Round tips straight

- Suitable for gripping and holding round components and wires
- Blunted edges prevent damage to printed-circuit boards
- For all models with the suffix SA in the order number: Special stainless steel, non-magnetic, non-rusting, acid-proof, heat-resistant



 4.331 Inch / 110 mm	Model	Weight		Material	Description
		oz.	g		
	39SA	0.53	15	Special stainless steel	SMD tweezers with round tips, dia. 0.3 mm/.011 Inch. Serrated finger grips for secure handling. For gripping small wires and cylindrical components.
	40SA	0.53	15	Special stainless steel	SMD tweezers with round tips, dia. 0.4 mm/.015 Inch. Serrated finger grips for secure handling. For gripping small wires and cylindrical components.





4.724 Inch / 120 mm	Model	Weight		Material	Description
		oz.	g		
	150SAMF	0.46	13	Stainless steel	SMD tweezers with round, very narrow tips, dia. 1.2 – 2.5 mm / .047 – .098 Inch. Serrated finger grips for secure handling. For gripping cylindrical components, mini MELFs, etc.
	150SAD 	0.46	13	Stainless steel	SMD tweezers with round tips, dia. 1.5 – 3 mm / .059 – .118 Inch. Serrated finger grips for secure handling. For gripping cylindrical components, mini MELFs, etc.
	150SA 	0.46	13	Special stainless steel	SMD tweezers with round tips, dia. 1.5 – 3 mm / .059 – .118 Inch. Serrated finger grips for secure handling. For gripping cylindrical components.
	151SA 	0.46	13	Special stainless steel	SMD tweezers with round tips, dia. 3 – 6 mm / .118 – .236 Inch. Serrated finger grips for secure handling. For gripping cylindrical components.

SMD tweezers – Round tips bent

- Suitable for gripping fine wires and cylindrical components
- Blunted edges prevent damage to printed-circuit boards
- For all models with the suffix SA in the order number: Special stainless steel, non-magnetic, non-rusting, acid-proof, heat-resistant





4.528 Inch / 115 mm	Model	Weight		Material	Description
		oz.	g		
	150SAMB	0.60	17	Special stainless steel	SMD tweezers, angled 40°, with round tips, dia. 1.2 – 2.5 mm / .047 – .098 Inch. Serrated finger grips for secure handling.
	32BSA	0.60	17	Special stainless steel	SMD tweezers, angled 45°, with round tips, dia. 5 mm / .197 Inch.
	32BSA20	0.60	17	Special stainless steel	SMD tweezers, angled 45°, with round tips, dia. 2 mm / .078
	32BSA25	0.60	17	Special stainless steel	SMD tweezers, angled 45°, with round tips, dia. 2.5 mm / .098 Inch.



Locking gripping tweezers

- Gripping tweezers enable the user to hold and manipulate particularly fine wires with a diameter from 0.3 mm/.011 Inch or insulated optical fibres with a diameter of between 1.5 mm/.059 Inch and 5 mm/.197 Inch
- Suitable as a ligature clamp in dentistry
- Can be disinfected and sterilized

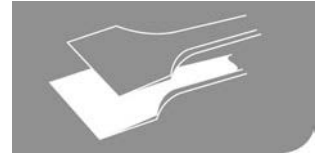
	4.724 Inch / 120 mm	Model	Weight	Material	Description
	940AS	oz. g 0.60 17	Special stainless steel	Gripping tweezers with locking mechanism. The ring-shaped tip provides for secure handling up to a tensile force of 5 kg.	







Wafer tweezers

- Suitable for 3" to 6" wafers
- Serrated finger grips for secure handling
- Wafer tweezers are available to order in various sizes and coatings

- For all models with the suffix SA in the order number: Special stainless steel, non-magnetic, non-rusting, acid-proof, heat-resistant



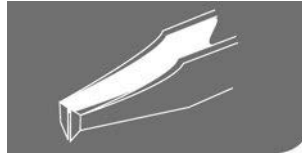
A = Paddle width
B = Paddle depth

4.921 Inch / 125 mm	Model	Weight		A	B	Material	Description
		oz.	g	mm	mm		
	91SA	0.53	15	12	7	Special stainless steel	Standard wafer tweezers for 3" and 4" wafers.
5.118 Inch / 130 mm	Model	Weight		A	B	Material	Description
		oz.	g	mm	mm		
	608ASA	0.81	23	30	8.5	Special stainless steel	Wafer tweezers with flat lower paddle and 6 upper fingers for protecting wafers against damage. For 6" wafers. Model same as 600ASA, but 30 mm/1.181 Inch wide.
		600ASA	0.81	23	19.5	8	Special stainless steel
5.906 Inch / 150 mm	Model	Weight		A	B	Material	Description
		oz.	g	mm	mm		
	141SAP	1.06	30	30	8	Special stainless steel	Wafer tweezers, 150 mm with polyester tips for protecting Si, GaAs or Ti wafers against damage. For 4" - 6" wafers.



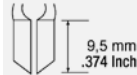
Cutting tweezers

- Suitable for cutting fine, soft wires and small components
- Delivers high-precision cuts
- Hardened cutting edges for long service life



 **4.528 Inch / 115 mm**


Model	Weight		Material	Description
	oz.	g		
15AGW	0.92	26	Carbon Steel	Cutting tweezers with narrow oblique head. For soft wires up to dia. 0.25 mm/.010 Inch.
15AGS	0.74	21	Carbon Steel	Cutting tweezers with narrow oblique head. For soft wires up to dia. 0.25 mm/.010 Inch.
B15AGS	0.74	21	Carbon Steel	Black cutting tweezers with narrow oblique head. For soft wires up to dia. 0.25 mm/.010 Inch.
B15AGW	0.92	26	Carbon Steel	Black cutting tweezers with narrow oblique head. For soft wires up to dia. 0.25 mm/.010 Inch.







Stripping tweezers

- Suitable for stripping fine wires with PVC or Teflon® insulation
- Non-reflecting surface
- Please send a wire sample when ordering



 4.724 Inch / 120 mm	Model	Weight		Material	Description
		oz.	g		
	29Y30	0.78	22	Carbon steel	Miniature stripping tweezers, dia. 0.25 mm / .010 Inch (AWG 30). Carbon steel. Serrated finger grips for secure handling.
	29Y32	0.78	22	Carbon steel	Miniature stripping tweezers, dia. 0.2 mm / .007 Inch (AWG 32). Carbon steel. Serrated finger grips for secure handling.
	29Y34	0.78	22	Stainless steel	Miniature stripping tweezers, dia. 0.16 mm/.006 Inch (AWG 34). Stainless steel. Serrated finger grips for secure handling.
	29Y36	0.78	22	Stainless steel	Miniature stripping tweezers, dia. 0.13 mm/.005 Inch (AWG 36). Stainless steel. Serrated finger grips for secure handling.
	29Y40	0.78	22	Stainless steel	Miniature stripping tweezers, dia. 0.08 mm/.003 Inch (AWG 40). Stainless steel. Serrated finger grips for secure handling.

 4.724 Inch / 120 mm	Model	Weight		Material	Description
		oz.	g		
	29W30	0.99	28	Stainless steel	Stripping tweezers with synthetic fibre handle. For wires of dia. 0.25 – 0.3 mm / .010 – .011 Inch (AWG 30 – 28).For standard and Teflon® insulation.
	XB29W301				Spare blade for 29W30

Side Cutters and Tip Cutters

Pliers

Tweezers

Special tools

Kits



Extraction tweezers

- Suitable for extracting contacts from the rear of a plug connector



 **4.724 Inch / 120 mm**

Model

Weight

Material

Description

oz. g

024C

0.53 11

Stainless steel

Extraction tweezers for Sub-D connectors. Stainless steel. Outside Ø 2.15 mm/0.08 Inch (A), Inside Ø 1.75 mm/0.07 Inch (B), tip length 8 mm





Special tools

IC AND SMD TOOLS, FIBER-OPTIC TOOLS



IC and SMD tools

IC and SMD tools with precise fine adjustment for inserting, extracting, straightening and cutting IC and SMD components



Fibre optic tools

High-precision tools for optical fibers for professional stripping, suitable for cutting Kevlar® silks, Vectran™-sheathed wires, etc.

Side cutters and tip cutters

Pliers


Tweezers

Special tools

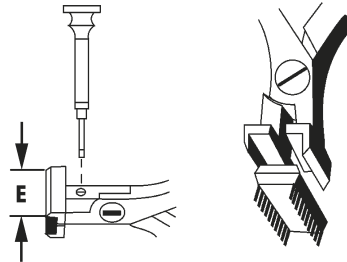
Kits




IC and SMD tools

IIC and SMD tools for inserting, extracting, straightening and cutting IC and SMD components



4.724 Inch / 120 mm



Model				E		Width		
				Inch	mm	Inch	mm	
505C	505C	505BGC	505BG	0.787	20	0.3	7.62	Inserting and extracting 14-16 pins
	14-16	28	28					
								
	.300	.300	.600					
505BG				1.417	36	0.591	15	Inserting and extracting 28 pins
505BGC				1.417	36	0.300	7	Inserting and extracting pliers, 28 pins

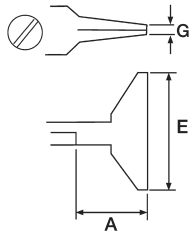


Pliers for straightening



5.118 Inch / 130 mm

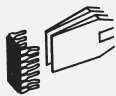
4.232 / 120 g



- Practical straightening tool, suitable for straightening contacts, DIL/IC connections.
- Non-reflecting surface
- ESD-safe
- Up to 16 connections possible.



Model	A		E		G	
	Inch	mm	Inch	mm	Inch	mm
808G	0.906	23	1.653	42	0.039	1



Tip cutter – straight short relieved head



4.331 Inch / 110 mm

1.693 oz. / 48 g

- Suitable for cutting SMD and micro-package contacts.
- High-precision tip cutter
- For connections of SMD micro-packages up to 0.25 mm / .010 inch, also for pitches smaller than 1/20".
- For μ pitches below 0.5 mm / .019 inch, you will need the 670EPF

Model	Cut	A		B		C		D	
		Inch	mm	Inch	mm	Inch	mm	Inch	mm
670EP	 Flush	0.118	3	0.354	9	0.236	6	0.709	18

Side cutters and tip cutters

Pliers

Tweezers

Special tools

Kits

Tip cutter – angled narrow head




 **4.528 Inch / 115 mm**

 **2.399 oz. / 68 g**

 **30°**

- High precision tip cutter, bent.
- Practical rework tool.

- For cutting DIL contacts directly on the component.
- Ideal for densely printed boards.
- Non-reflecting surface
- ESD-safe

Model	Cut	A		B		C		D	
		mm	Inch	mm	Inch	mm	Inch	mm	mm
593AE	 Flush	0.157	4	0.433	11	0.236	6	1.024	26

3900KC

Kit for SMD work

Order No. 3900KC

- For SMD assembly and repair applications.
- 6-pieces tool kit with monitored discharging ESD handles.
- Special tool steel.
- High-quality precision tweezers, non-magnetic.
- In an ESD-safe plastic case.

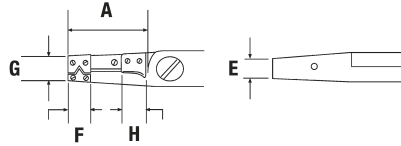



Scope of supply	Model	Description
	102ACA	SMD tweezers, angled 45°, with pointed tips for vertical application.
	103ACA	SMD tweezers, angled 45°, with slightly wider tips for vertical application.
	150SAMB	SMD tweezers, angled 40°, with round tips, dia. 1.2 – 2.5 mm / .047 – .098 Inch. Serrated finger grips for secure handling.
	150SAMF	SMD tweezers with round, very narrow tips, dia. 1.2 – 2.5 mm/ .047 – .098 Inch. Serrated finger grips for secure handling. For gripping cylindrical components, mini MELFs, etc.
	51SA	Precision tweezers, curved 30°, relieved. Very pointed tips. Relieved shape at front of handle provides excellent visibility of the area to be worked on.
	670EP	Tip cutter – straight short relieved head



High precision stripping pliers

Side stripping 0.06 mm - 0.6 mm .002 Inch - .023 Inch (AWG 42 - 24)



A = Jaw length
 E = Width of tips
 F = Depth of interchangeable blade
 G = Total height of both tips
 H = Length of cutting blade

- Robust, high-precision tools for use in electronics and aeronautical engineering
- The required diameter is set by means of screws
- Screwdriver and key are included
- Interchangeable blades
- ESD-safe
- Unique precision for damage-free stripping of fine wires.
- Suitable for all types of insulation, Teflon®, Tefzel and optical fibres.
- Unlimited stripping length thanks to side stripping
- Suitable for simple and precise stripping of optical fibres
- Non-reflecting surface




4.724 Inch / 120 mm

2.82 / 80 g

Model	A		E		F		G		H		Wire diameter	
	Inch	mm	Inch	mm	Inch	mm	Inch	mm	Inch	mm	Inch	mm
552S	0.82	21	0.24	6	0.24	6	0.43	11	0.354	9	0.002 - 0.024	0,06 - 0,6

Special applications: Kevlar® silks



4.528 Inch / 115 mm

2.36 oz. / 67 g

- Side cutter, suitable for cutting Kevlar® silks.
- Avoid any other application than cutting kevlar silks to not damage the tool

Model	Cut	A		B		C		D	
		Inch	mm	Inch	mm	Inch	mm	Inch	mm
599F0		0.472	12	0.433	11	0.24	6	0.748	19




Special applications: Special tool steel



 4.528 Inch / 115 mm

 2.36 oz. / 67 g

Model	Cut	A		B		C		D	
		Inch	mm	Inch	mm	Inch	mm	Inch	mm
599TFO	 Semi-flush	0.472	12	0.43	11	0.24	6	0.748	19



Kits

SWISS HIGH PRECISION TOOLS IN A KIT

+ **OPTIMUM COMBINATION**
of suitable precision tools
for many applications, e.g. in
microelectronics, medicine or
biology

+ **LARGE SELECTION**
of tool kits with high-quality
precision tools



+ **ESD-SAFE PLASTIC CASE**
with padded foam inlay

3600KU

Erem Toolset Universal

Order No. 3600KU

- For use in electronics assembly, the watchmaking industry, medicine or dentistry.
- 11-piece tool kit with monitored discharging ESD handles.
- Special tool steel, non-reflecting surface, resharpenable (cutter).
- High-quality precision tweezers, non-magnetic, for assembly work in electronics and light engineering.
- Precision screwdriver with hardened, durable tips, for precision working in confined areas.
- In an ESD-safe plastic case.

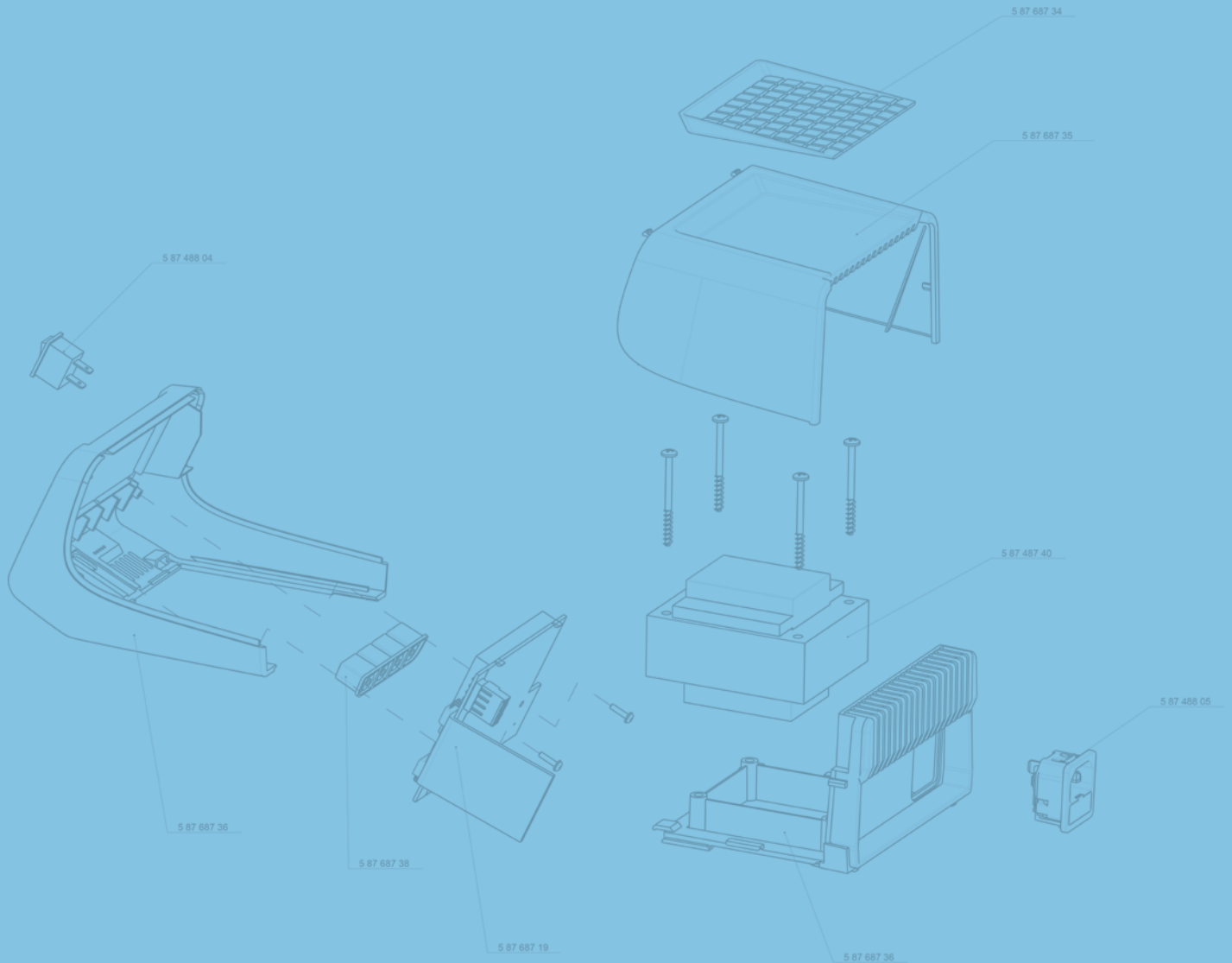


Scope of supply	Model	Description
	2412E	Side cutter – oval head
	2442P	Flat nose pliers with smooth jaws and precision-machined edges.
	2ASASL	Precision tweezers with flat rounded tips for gripping components. Tip width 2 mm/.078 Inch. Same as 2ASA, but economy model.
	622NB	Side cutter – pointed relieved head
	AASA	Precision tweezers with fine but robust tips for standard applications.
	6-Piece Precision Electronic Screwdriver Set	Screwdriver, Weller® Xcelite® Precision Electronic Slotted/Phillips®, 6-Piece Set, ESD Safe, Storage Case

			up to Watts	Channels	Soldering Irons	Desoldering Iron	Hot Air Iron	Soldering Bath	Preheating Plate	
	WXR3		WX STATIONS	600	3	WXP65 WXP80 WXP90 WXP120 WXP200 WXMP (MS) WX MT (MS)	WXDP120 WXDV120	WX HAP200	WXSB 200	WXHP 120
	WXD2			255	2	WXP65 WXP80 WXP90 WXP120 WXP200 WXMP (MS) WX MT (MS)	WXDP120 WXDV120	—	WXSB 200	WXHP 120
	WXA2			255	2	WXP65 WXP80 WXP90 WXP120 WXP200 WXMP (MS) WX MT (MS)	—	WX HAP200	WXSB 200	WXHP 120
	WX2			255	2	WXP65 WXP80 WXP90 WXP120 WXP200 WXMP (MS) WX MT (MS)	—	—	WXSB 200	WXHP 120
	WX1			200	1	WXP65 WXP80 WXP90 WXP120 WXP200 WXMP (MS) WX MT (MS)	—	—	WXSB 200	WXHP 120
	WR3M		WT STATIONS	440	3	WP65 WP80 WMRT (MS) WMRD (MS) WSP80 WTP90	DSX80 DSX120 DXV80	HAP1 HAP200	WSB80 WSB150	WHP80
	WR2			360	2	WP120 WP150 WP200	DSX80 DSX120 DXV80	HAP1	WSB80 WSB150	WHP80
	WT2M			200	2	WP65 WP80 WP200 WMRT (MS) WMRD (MS) WSP 80, 90, 120, 150 WTP90	—	—	WSB80 WSB150	WHP80
	WT1H			200	1	WP65 WP80 WP200 WSP 80, 90, 120, 150	—	—	WSB80 WSB150	WHP80
	WT1			95	1	WP65 WP80 WSP80 WTP90	—	—	WSB80	WHP80
	WE		WE STATION	70	1	WEP70	—	—	—	—

Stop Valve WFV 60A	Interface	Filtration Unit	Automatic tool detection	Power Management	Compressed Air Supply	Vacuum	Parameter storage in iron	Parameter storage in station	Motion sensor in tool	Industry 4.0 ready	ESD safe	Traceability
✓	USB RS232	ZS 6V ZS 4V + WX-Hub	✓	✓	internal pump	0,7 bar + Pick-up	✓	–	✓	✓	✓	✓
✓	USB RS232	ZS 6V ZS 4V + WX-Hub	✓	✓	external	0,7 bar	✓	–	✓	✓	✓	✓
✓	USB RS232	ZS 6V ZS 4V + WX-Hub	✓	✓	external		✓	–	✓	✓	✓	✓
✓	USB RS232	ZS 6V ZS 4V + WX-Hub	✓	✓	–		✓	–	✓	✓	✓	✓
✓	USB RS232	ZS 6V ZS 4V + WX-Hub	✓	✓	–		✓	–	✓	✓	✓	✓
–	RS232 via USB	ZS TL + WT-Hub	✓	✓	internal pump	0,7 bar + Pick-up	–	✓	WTP90	✓	✓	–
–	–	ZS TL + WT-Hub	✓	–	internal pump	0,7 bar	–	✓	WTP90	✓	✓	–
–	RS232	ZS TL + WT-Hub	✓	✓	–		–	✓	WTP90	✓	✓	–
–	RS232	ZS TL + WT-Hub	✓	✓	–		–	✓	WTP90	✓	✓	–
–	RS232	ZS TL + WT-Hub	✓	–	–		–	✓	WTP90	✓	✓	–
–	–	EL	–	–	–		–	–	–	✓	✓	–

You can find our **explosion drawings**
on the Internet at www.weller-tools.com, with the respective list
of their articles in the submenu Drawings.



www.weller-tools.com

GERMANY

Weller Tools GmbH
Carl-Benz-Straße 2
74354 Besigheim

Tel: +49 (0)7143 580-0
Fax: +49 (0)7143 580-108

USA

Apex Tool Group, LLC
1000 Lufkin Road
Apex, NC 27539

Tel: +1 (866) 498-0484
Fax: +1 (919) 387-2639

CHINA

Apex Tool Group
2nd Floor, Area C, 177 Bi Bo Road
Pudong New Area
Shanghai, 201203 P.R.C

Tel: +86 (21) 60880320

Weller®





Weller[®]

Catalog