

# Weller®

# The Original.



# Weller®

# Weller®



## YOUR CHOICE & YOUR TOOL

[www.weller-tools.com](http://www.weller-tools.com)



**The right iron  
for my application.**



**The right technology  
for my application.**



**WellerAR**



**Discover the Weller WE 1010  
in a new dimension**





## Soldering

Professional

16 - 221



## Filtration

Filtration

222 - 286



## Dispensing

Professional

287 - 294



## Electric Screwdriver

Professional

295 - 306



## Precision Tools Erem®

Side cutters and tip cutters, pliers, tweezers, special Erem tools, toolkits



307 - 378



## Precision Tools Xcelite®

Screw- and nutdrivers, knives and blades, shear cutters and pliers, service kits and tool cases



379 - 392

## Soldering



<b>Soldering Stations</b>	<b>28</b>	<b>Soldering tips and nozzles</b>	<b>130</b>
WX Line	28	Soldering tips	132
WT Line	46	Desoldering Nozzle series	176
WE Line	67	Hot air nozzles	180
BGA / QFP Repair	70	WRK Reflowset	189
Automation	76	<b>Preheating plates</b>	<b>193</b>
<b>Soldering iron and Safety rests</b>	<b>80</b>	<b>Soldering baths</b>	<b>197</b>
WX Line	84	<b>Circuit board holder</b>	<b>200</b>
Soldering Irons	84	<b>FlowinSmart</b>	<b>202</b>
Desoldering Irons	97	<b>Hot air heating gun</b>	<b>205</b>
Hot Air Irons	100	<b>Temperature Measuring</b>	<b>206</b>
WT Line	101	<b>Accessories</b>	<b>208</b>
Soldering Iron	101	WST Wire Stripper	208
Desoldering Iron	114	USB Microscope	210
Hot Air Iron	118	Accessories Desoldering Pumps	211
Low Voltage Soldering Iron	119	Solder wire	212
Soldering Iron Magnastat	120	Accessories Cleaning	215
Line Voltage Soldering Iron	122		
Heating Elements for Soldering Robots	126		
Inert Gas Soldering Iron	127		
Gas Soldering Iron	128		

## Filtration




<b>Volume fume extraction</b>	<b>226</b>	<b>Laser extraction</b>	<b>274</b>
Exhaust hood	246	<b>Accessories</b>	<b>277</b>
Easy-Click 60 Extraction Arms	249	<b>Spare Filters</b>	<b>278</b>
Accessories for extraction arms	257	Compact filters MG 140	284
Accessories Volume Extraction	258	Replacement filters for discontinued MG filter systems	286
<b>Tip extraction</b>	<b>264</b>		

## Dispensing



<b>Dispensing</b>	<b>287</b>
<b>Vacuum Pick-up</b>	<b>290</b>
<b>Syringe Adapter</b>	<b>291</b>
<b>Needles</b>	<b>292</b>

## Electric Screwdriver



Electronic screwdriver	295
Accessories	299
Screwdriver Inserts	301

## Precision Tools Erem®



<b>Side cutters and tip cutters</b>	<b>310</b>	<b>Tweezers</b>	<b>352</b>
Series 600 Micro	316	Precision tweezers	354
Series 2400 MagicSense	318	SMD tweezers	362
Series 500 Medium	321	Locking gripping tweezers	364
Series 800 Maxi	326	Wafer tweezers	365
Tungsten-carbide cutters	328	Cutting tweezers	366
Special applications	331	Stripping tweezers	367
Pneumatic side cutter and tip cutter	333	Extraction tweezers	368
Distance cutter	335	<b>Special tools</b>	<b>369</b>
<b>Pliers</b>	<b>338</b>	IC and SMD tools	370
Series 500 Medium	340	High precision stripping pliers	373
Series 2400 MagicSense	343	<b>Kits</b>	<b>375</b>
Stripping pliers	345		
Forming pliers	347		

## Precision Tools Xcelite®

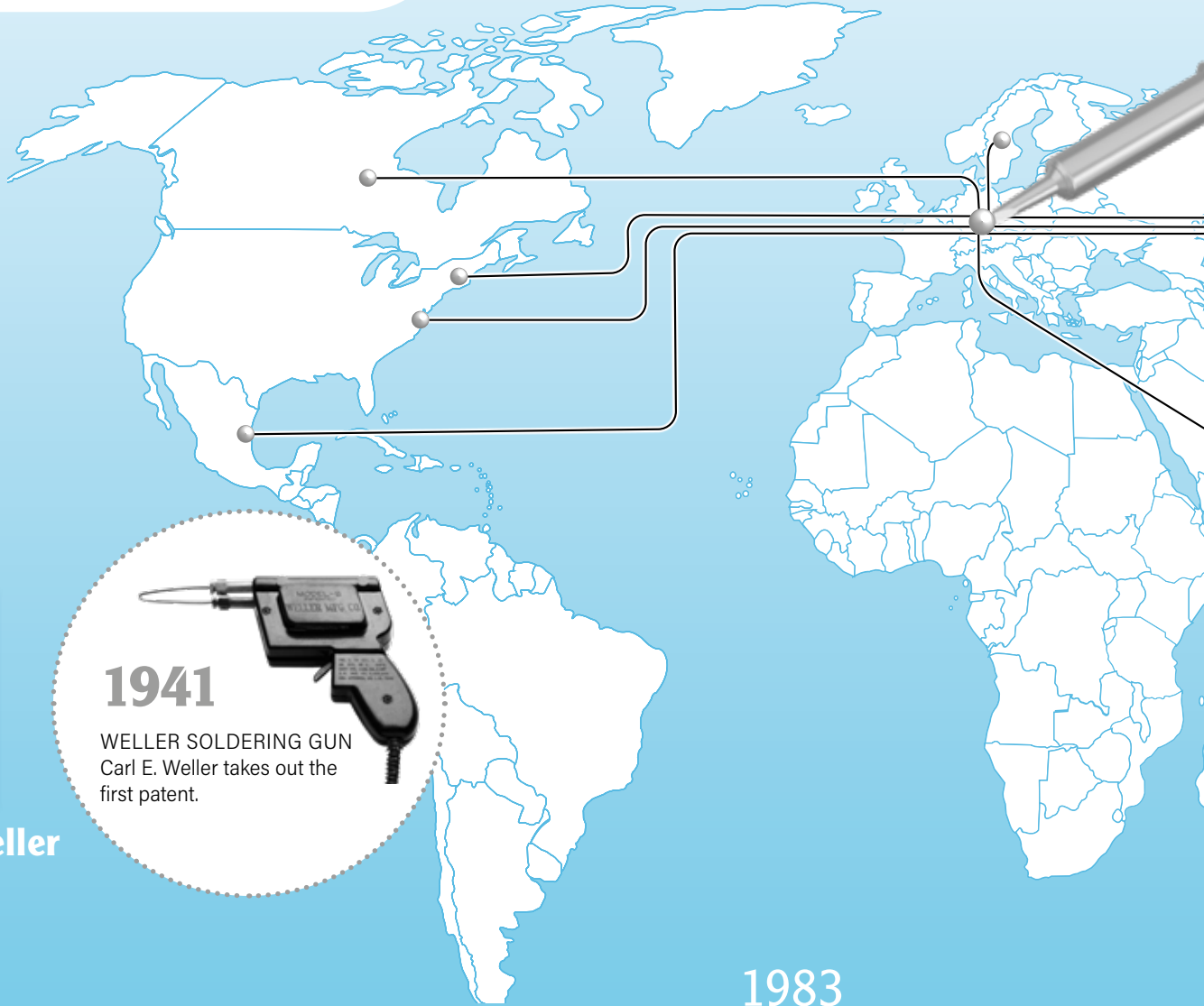


Knives & Blades	380
Shear cutters and pliers	381
Screwdriver and nutdriver sets	382
Service kits and sets	386
Tool cases	392



# Weller®

LEADING IN TECHNOLOGY




1941



**Carl E. Weller**  
Founder

**1941**

**WELLER SOLDERING GUN**  
Carl E. Weller takes out the first patent.



1945

Weller manufacturing begins in Easton, PA, USA

1959

Weller manufacturing and R&D facility opens in Besigheim, Germany

1976

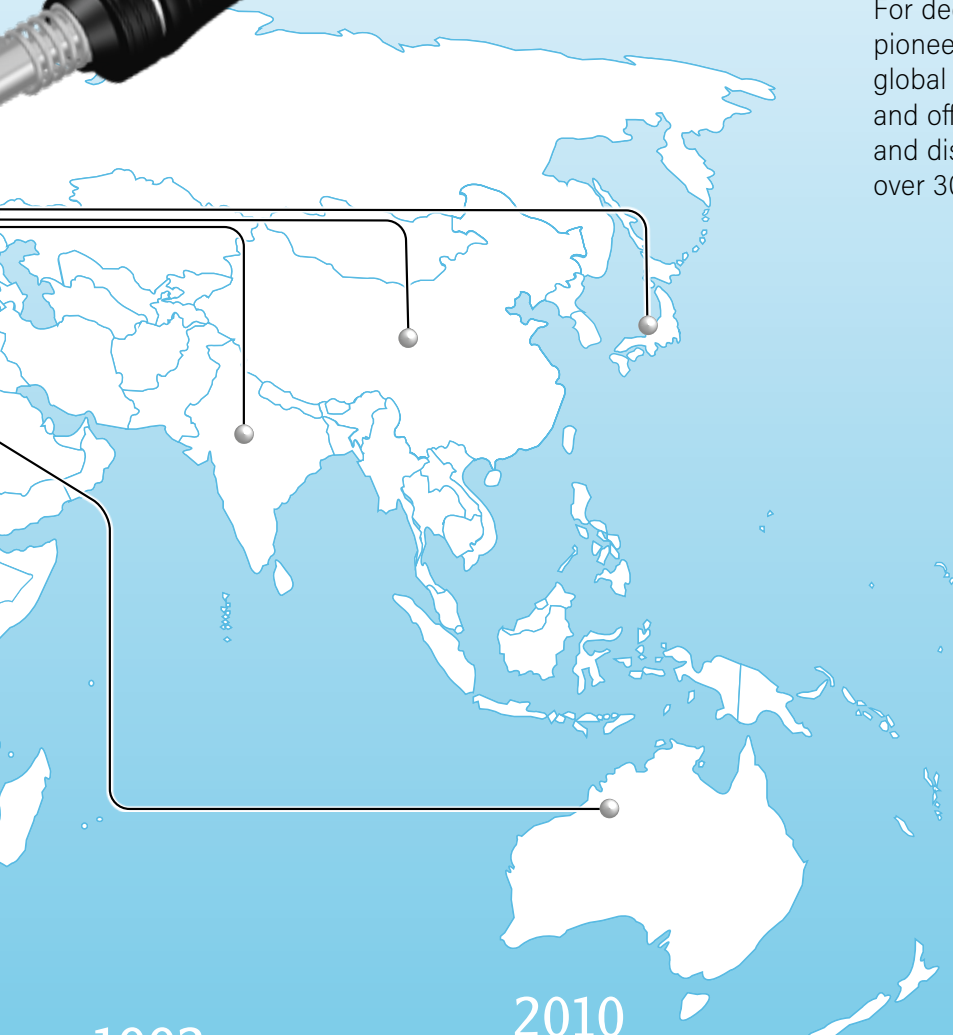



The patented Magnastat-controlled soldering pencils and soldering stations are the core business.

1983




Weller Tools is responding to the signs of the times and presenting the new temperature-controlled soldering station with digital display for highly sensitive components.



## A name known round the world!

For decades, the Weller name has stood for pioneering soldering solutions. Weller is the global leader in manual soldering technology and offers a complete, user-oriented customer and distribution service, with their own sites in over 30 countries.

## 2018 INNOVATIONS



By answering our users' demand for faster, flexible and more functional products, Weller continues to be the market leader in developing innovative, economical soldering solutions.

The recent launches of Weller Performance and Technology product lines are proof of our drive to please our high-tech customers, raising the bar of quality and performance ever higher.

1992

Introduction fume extraction systems Zero-Smog®

1993

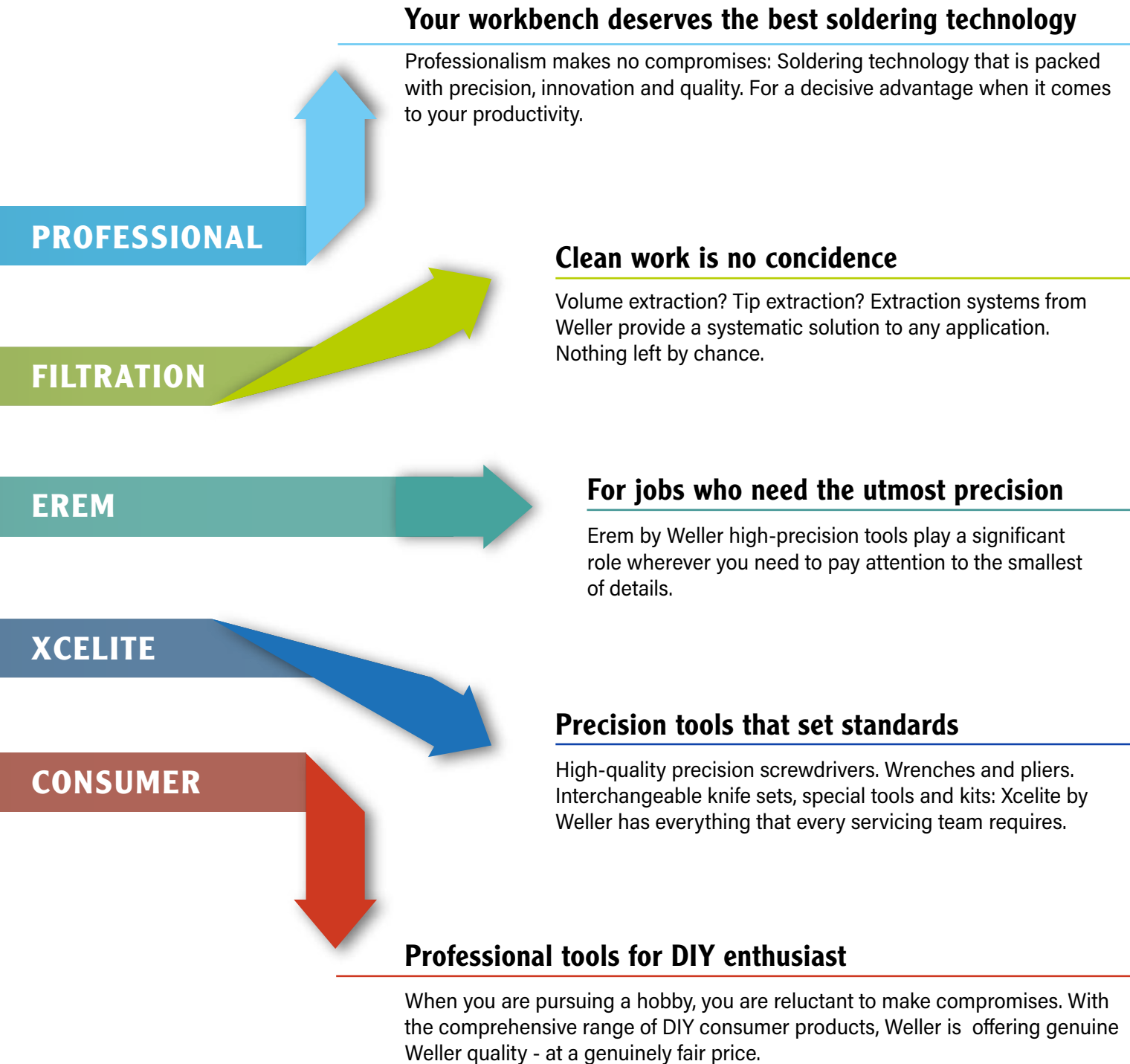
**Erem**

Swiss company Erem acquired. ISO certification 9001:2008.

2010



Weller Tools GmbH operates as part of the Apex Tool Group, whose headquarters is in Sparks, Maryland, USA. The Apex Tool Group is one of the world's largest manufacturers of industrial hand and power tools, drill chucks, chains and electrical soldering products, with an annual turnover of more than \$1.6 billion.





# Discover the world of Weller

EVERYTHING FROM A SINGLE SOURCE FROM THE SPECIALISTS FOR YOUR WORKBENCH



# Weller®

CONNECTING INTO THE FUTURE.



## Connecting hearts - Medical

The greatest demands in precision and reliability are placed on tools and equipment in the medical sector. Weller provides innovative solutions guarantying the quality of the connections inside these devices.



## Connecting high standards - Military

The Military Standards have various demands on products for guarantying reliability and compatibility. Even in non-governmental organizations, technical aid organizations and the industry these standards are used and in addition included in ANSI as well as ISO standards. Weller offers specific MS product lines.






# With the #1 soldering solutions in the world.

## Connecting space - Science development

Scientists and engineers like to be one step ahead and develop tomorrow's technology today. Weller's reliable technology is used to make these dreams come true. These solder joints form the technical basis for further developments, nothing stands in the way of future research success.



## Connecting continents - Aeronautics

Traceable Process Control - Simple with Weller. For companies and manufacturing sectors, such as the aerospace industry, the accompanying documentation of the manufacturing process is an important point. Weller offers a traceability system to document the quality of solder joints.



## Connecting technologies - EMS

It is important for Electronic Manufacturing Services to guarantee a consistent quality for their customers. With the soldering irons of Weller the necessary quality can be provided and costs are lowered simultaneously.



## Connecting people - Telecommunications

Especially in the telecommunication industry smaller and highly-integrated components have growing demands concerning the soldering equipment. Weller offers solutions for soldering even small SMD components exactly without damaging the circuit board. Even the finest needle tips can be switched completely voltage-free.







### PROCESS OPTIMIZATION

The increasing importance of electronics in the most diverse areas of application leads to more complex assemblies, which above all entail increased requirements in connectivity technology.

The process parameters must be optimized for each specific application so that the best result can be achieved. Weller accepts these challenges and offers solutions: New products and progressive developments for a customer-friendly orientation.



### PROCESS CONTROL

The combination and control of various parameters during the manufacturing process is a focus of Weller's attention.

In order to guarantee these, all WX stations are traceability-compliant and can be connected to various devices such as extraction systems, pre-heating plates and soldering baths. The entire processing can be followed closely and permanently logged.



# Solutions for every Soldering Job

TO OPTIMIZE YOUR MANUFACTURING PROCESS



## QUALITY ASSURANCE

Certain requirements are set for the definition and maintenance of quality standards. Particular emphasis is placed on exact, repeatable results - without any compromises.

In this way, high-quality and precisely manufactured products can be guaranteed to the highest level, which builds on the customers' trust of the Weller brand.

Weller offers a wide range of options to ensure this in the long term. Whether IPC certified employee training, reproducible automated soldering processes or system-integrated process controls - soldering quality without any compromise is assured.



## COST CONTROL

The monitoring of the economic efficiency of the operational process in each cost centers plays an important role in the development of production processes, and even more so in their optimization.

The Weller Benchtop Controllers of the WX series can be coupled with various additional systems. As soon as the actual soldering process is completed and the motion sensor of the soldering iron indicates a rest position, all connected systems go into standby mode. This contributes to a significant extension of the service life of the individual components, directly saving costs and preventing premature wear.

# Weller®

## 1-STOP-SOLUTION PROVIDER

By expanding its product portfolio, Weller Tools is setting new benchmarks while laying the foundation for complete expert workbench solutions from a single source. Components in areas including classic soldering applications, extraction and filter systems, tweezers and pliers, screw and robot solutions as well as BGA/QFP and repair applications ensure a coordinated and highly productive electric desktop and installation solution.

### Extraction

The Zero-Smog® extraction unit ensures fresh air and preserves the health of users.

### Solder wire

The WSW soldering tin with excellent, even revolutionary, melting properties at low temperatures.





# OWNING THE BENCH

EVERYTHING FROM A SINGLE SOURCE FROM WELLER

## FIRST CHOICE FOR CUSTOMERS

Weller continues to transform the results of successful collaboration with our customers and partners in Europe into innovation, expertise and passion for new soldering solutions.

### Making the job easier

With Weller WX Line, only a single control unit is still required, which works as a benchtop controller. Traceability keeps your quality at the highest level.

Weller<sup>®</sup>  
Erem



### Like Swiss clockwork

Erem tools feature craftsmanship of the best quality. Produced in Switzerland, Erem tools are the result of more than 50 years of consistent product development and expertise.

### Potential equalization

The soldering stations from Weller all have a unique option for potential equalization.



Weller®

# Soldering

TRENDSETTING SOLDERING SOLUTIONS





## Soldering

Professional

16 - 221



<b>Soldering Stations</b>	<b>28</b>
WX Line	28
WT Line	46
WE Line	67
BGA / QFP Repair	70
Automation	76
<b>Soldering iron and Safety rests</b>	<b>80</b>
WX Line	84
Soldering Irons	84
Desoldering Irons	97
Hot Air Irons	100
WT Line	101
Soldering Iron	101
Desoldering Iron	114
Hot Air Iron	118
Low Voltage Soldering Iron	119
Soldering Iron Magnastat	120
Line Voltage Soldering Iron	122
Heating Elements for Soldering Robots	126
Inert Gas Soldering Iron	127
Gas Soldering Iron	128
<b>Soldering tips and nozzles</b>	<b>130</b>
Soldering tips	132
Desoldering Nozzle series	176
Hot air nozzles	180
WRK Reflowset	189
<b>Preheating plates</b>	<b>193</b>
<b>Soldering baths</b>	<b>197</b>
<b>Circuit board holder</b>	<b>200</b>
<b>FlowinSmart</b>	<b>202</b>
<b>Hot air heating gun</b>	<b>205</b>
<b>Temperature Measuring</b>	<b>206</b>
<b>Accessories</b>	<b>208</b>
WST Wire Stripper	208
USB Microscope	210
Accessories Desoldering Pumps	211
Solder wire	212
Accessories Cleaning	215

# The right tool for my APPLICATION

A little handy chart to help you figure that out. The applications are sorted by extra small to extra large solder pads, and by medium and high energy requirements.

## Solder pad size

- XS Very small solder pads 0.2-1.25mm
- S Small solder pads 0.8-1.6mm
- M Medium solder pads, universal soldering, 1.0-3.0mm
- L Larger solder pads, high mass soldering
- XL Very large solder pads, high mass soldering (shielding)

## Energy requirement

- ME Medium Energy requirement
- HE High Energy requirement



Recommended for this application



Okay, but not optimal for this application



Not recommended for this application

## 3 heating technologies from Weller

Distance from sensor to solder point

● Sensor position



Active Tip



Power Response



Silver Line







WXMP/ MS 

WMRP/ MS 

WXMT/ MS 

WMRT/ MS 

WXP 90 

WTP 90 

WXP 65 

WP 65 

WXP 120 

WP 120 

WXP 200 





























WXP 80 

WP 80 




































WSP 80 

WSP 150 

WP 200 

	Tip family	Size of solder pad					Energy requirement	
		TIP	XS	S	M	L	XL	ME
ACTIVE TIP	RT							
	RT							
	RTW							
	RTW							

	Tip family	Size of solder pad					Energy requirement	
		TIP	XS	S	M	L	XL	ME
POWER RESPONSE	XNT							
	XNT							
	XNT							
	XNT							
	XT							
	XT							
	XHT							

	Tip family	Size of solder pad					Energy requirement	
		TIP	XS	S	M	L	XL	ME
SILVER LINE	LT							
	LT							
	LT							
	LHT							
	XHT							

# TRUSTED technology

**WX**

State-of-the-art equipment to meet every soldering challenge

**WT**

High flexibility for versatile applications

**WE**

Robust unit for custom applications



**+** GUARANTEED QUALITY

**+** HIGH PRODUCTIVITY

**+** MAXIMUM FLEXIBILITY

Weller supports you with:

- › Fast response and processing time
- › Automated tool detection, assignment of control parameters
- › Microprocessor-controlled PID regulation, accuracy and stability (IPC)
- › Extensive range of premium-quality products and accessories

Weller offers customized soldering solutions.

To help you better understand our wide product portfolio, we have segmented our products into 3 categories:

- › The WX Line, featuring our premiere professional soldering equipment
- › The WT Line, setting a new standard for soldering
- › The WE Line - and the always reliable and cost-saving



**ESD-safe**

Weller devices are ESD-safe and can be used in electrostatic protected areas.

	WX	WT	WE
			
Standby Time	✓	✓	✓
Auto-Off Time	Motion sensor	Keystroke	
Standby Temperature	✓	✓	
Temperature Window	✓	✓	
Preset Temperature	✓	✓	
Temperature °C / °F	✓	✓	✓
Lock Function	✓	✓	✓
Offset	✓	✓	✓
Factory Setting	✓	✓	✓
Motion Sensor in Iron	✓	WTP 90 only	
Micro Tool Support	✓	WT 2M only	
High Power Tool Support	✓	WT 1H & WT 2M only	
Intelligent Tools	✓		
Intelligent Power Management	✓		
Firmware Update	✓	Weller Service Centers only	
USB functionality	✓		
Output for Zero Smog / Heating Plate / Robot	✓	WHP 80	
Fume Extraction Units	Zero Smog 4V, 6V WX Hub	Zero Smog TL WT Hub	Zero Smog EL (not connectable)
PC connectivity via RS232 & Software	✓		
Performance Mode	✓		
Language Setting	✓		
LCD Background Brightness	✓	✓	
Number of Connectable Tools	12	15	1
Traceability ready	✓		



# WX LINE

## STATE-OF-THE-ART EQUIPMENT TO MEET EVERY SOLDERING CHALLENGE



**COMPLETE COMPATIBILITY**



**HIGHEST PERFORMANCE**



**FIVE PROS - ANY CHALLENGE**



### Use as benchtop controller

Integrated USB ports provide WX stations with a connection to and control over soldering fume extractors, preheat plates and programmable logic controllers (PLC). The connected tools feed back their parameters and status to the display.



### Safe manual soldering

Weller WX stations make the manual soldering process safer, a crucial factor in the automotive, aerospace and medical technology industries. This is guaranteed by temperature and tool locking, and tool-specific temperature settings.



### Traceability

All WX stations are traceable and can be integrated into an existing traceability process.





# WT LINE

## HIGH FLEXIBILITY FOR VERSATILE APPLICATIONS



EASY TO USE



COST-EFFICIENT



FUNCTIONAL



### Multi-functional LC display

Unique LC display with a detailed overview of all functions. Adjustable background illumination. Power bar graph allows visual monitoring of the easily-readable output power from the station to the soldering iron tip.



### Quick change system

Passive tip system allows quick exchange of heating elements when the iron is hot. Can easily switch out tips. Tip replacement independent of the heating element.



### Stackable units

The WT 1 / WT 1H soldering stations can be stacked on the WTHA 1 hot air station, or on each other, saving space on the workbench.



### New menu button

Provides ultimate user friendly access to and navigation in the menu structure.



### Backwards compatibility

All soldering irons of the WSD and WD soldering stations can be connected. (except micro soldering irons)



### 2-in-1 WSR safety rest

The soldering iron holder can be rotated 180°. The user can choose between wet and dry cleaning.



# WE LINE

## ROBUST UNIT FOR CUSTOM APPLICATIONS



POWERFUL



RELIABLE



COST EFFICIENT



augmented reality Download

WellerAR

Google play App Store



### 70 W Soldering Iron

More power, more control, toolless tip change solution, less hand fatigue, more precision



### Digitales LCD screen

Easily monitor your preset levels



### Menu control buttons

Intuitive navigation, temperature, password protection, standby and auto setback modes



### Standby

Equipment protection and efficient energy use



### Temperature stability and lock

High quality and repeatable results

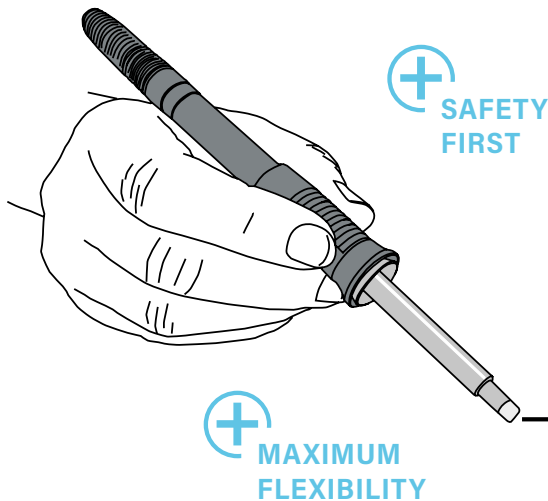


### 70 W power station

70 W power housed in functional new design Fast heat-up and recovery

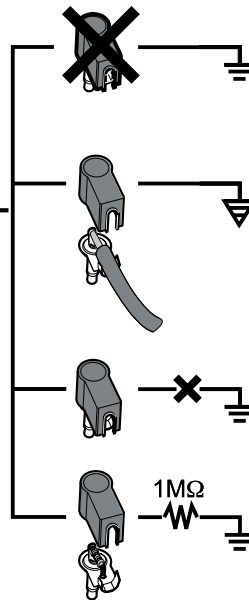
# UNIQUE!

## FLEXIBLE POTENTIAL EQUALIZATION



All Weller soldering stations are equipped with various options for potential equalization.

A unique potential equalization connection is provided free of charge. The jack sleeve has 4 possible settings



### Hard ground

Without plug (original delivery)

### Potential equalization

With plug - equalization line on center contact.

### Floating

With plug

### Soft ground

With plug and resistor soldered in. Grounding according to selected resistor.

## NO CALIBRATION NEEDED

Exact temperature settings down to the degree



The parts of the Weller heating element which determine the temperature have the same physical material characteristics and do not change over time or during use.



If higher accuracy than these standards is required, fine adjustment is possible.



Electronic control units do not wear out. Closed-loop temperature regulation & high quality sensor & control technology assure the temperature stability of the soldering tool during its lifetime. Built according to IPC J-STD001 D and DIN EN 61191-1.

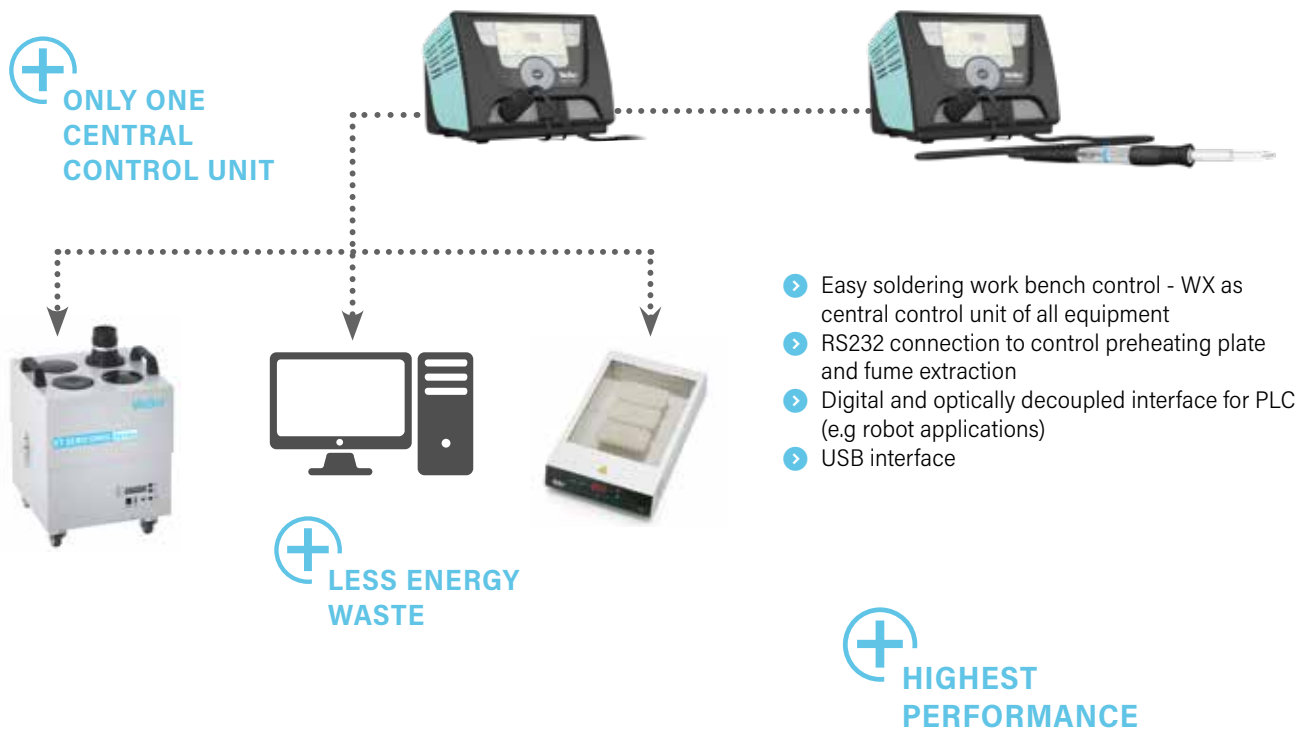


### ESD-safe

Weller devices are ESD-safe and can be used in electrostatic protected areas.

# BENCHTOP Controller

Integrated USB ports provide WX stations with a connection to and control over soldering fume extractors, pre-heat plates and programmable logic controllers (PLC). The connected tools feed back their parameters and status to the display.



## USB port

Firmware updates and registration are quick and easy using USB sticks.



## Multifunctional tool detection

All connected tools and accessories are detected automatically by the stations and their name(s) shown.



## Robot output

A digital, optically decoupled robot connection comes standard.



# HIGH PERFORMANCE IN

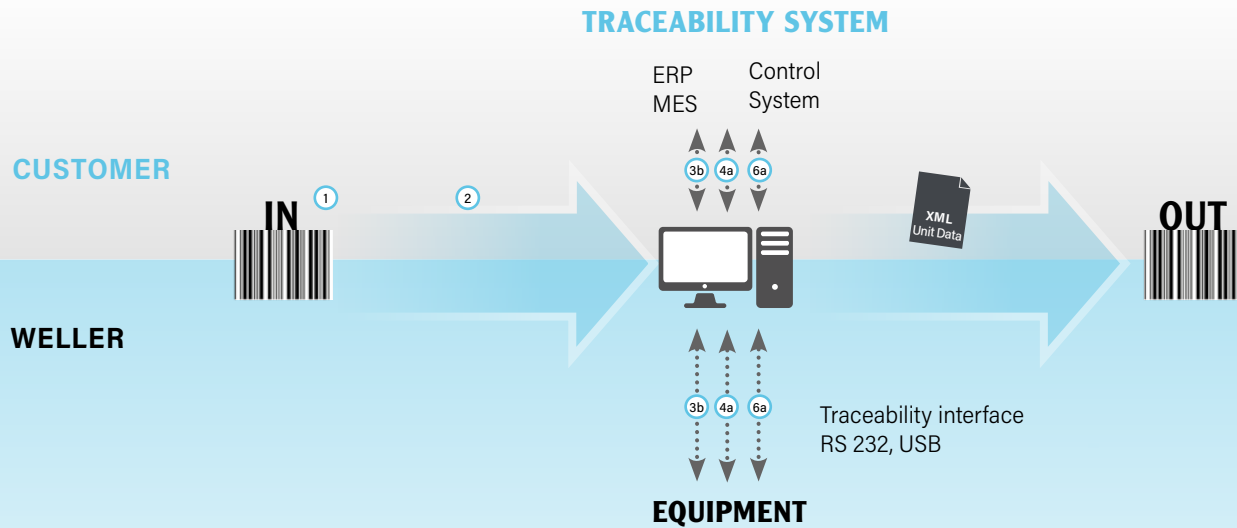


# TRACEability Workflow



## Traceable Process Control.

The following workflow diagram depicts a serial number with bar code integrated PCB production using the Weller WX station. The workflow includes interaction by the operator and the dialog of the Traceability System with the WX station.



- 1. Begin processing of product: Scan PCB or product to be soldered.
- 2. Transmission of data to the Traceability System.
- 3.a Prepare WX station: The Traceability System delivers process parameter selection data.
- 3.b Parameterization of the WX station  
Process parameter lockout:  
Auto tool temperature set and lockout.

- 4.a Begin processing of product: Scan PCB or product to be soldered.
- 4.b Transmission of data to the Traceability System.
- 5. Prepare WX station: The Traceability System delivers process parameter selection data.
- 6.a Parameterization of the WX station  
Process parameter lockout:  
Auto tool temperature set and lockout.



**How does traceability work?**

See the video on  
[www.youtube.com/wellersoldering](http://www.youtube.com/wellersoldering)

PERFECTION



# WX Line

## THE BEST FOR EACH APPLICATION



### Our WX TEAM

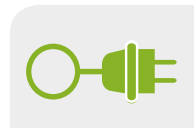
The five specialists from the Weller WX team will solve all your problems related to soldering, desoldering and the use of hot air in your manufacturing process.

The entire WX team offers full WX tool compatibility, tried-and-tested benchtop functions and all essential traceability features.



### ESD-safe

All WX devices are ESD-safe and can be used in electrostatic protected areas



### Huge energy savings Usage sensor

Thanks to an integrated sensor, WX tools are motion activated. This means that they consume power only when they are actually in use. Connected accessories also go into standby mode.



WXA 2



**Safe manual soldering**

Weller WX stations make the manual soldering process safer, a crucial factor in the automotive, aerospace and medical technology industries. This is guaranteed by temperature and tool locking, and tool-specific temperature settings.



**Use as benchtop controller**

Integrated USB ports provide WX stations with a connection to and control over soldering fume extractors, pre-heat plates and programmable logic controllers (PLC). The connected tools feed back their parameters and status.



**Intelligent tool detection**

All connected tools and accessories are detected automatically by the stations and shown on the display.



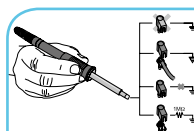
**Multifunctional USB port**

Firmware updates and registration are quick and easy using USB sticks.



**Integrated parameter memory**

Parameters such as standby temperatures and automatic switch-off time can easily be stored in the soldering iron. Parameters only need to be stored once; the soldering iron can then use them with any WX station.



**Maximum safety, maximum flexibility**

A unique potential equalization connection is provided free of charge. The jack sleeve has 4 possible settings: hard ground, potential equalization, floating and soft ground.



**Traceability**

All WX stations are traceable and can be integrated into an existing traceability process.



**Extremely short learning curve**

Multi-language menu guide: German, English, French, Italian, Spanish, Portuguese and Mandarin. Other languages can be implemented on request.



**Robot output**

A digital, optically decoupled robot connection comes as standard.



# WX tool selection




Active Tip



Power Response



Silver Line



**WXP 65** | Soldering iron 65 W, 24 V with Power-Response Heating Technology



**WXP 80** | Soldering iron 80 W, 24 V with Silver-Line Heating Technology



**WXP 90** | Soldering iron 90 W, 24 V with Power Response Heating Technology



**WXP 120** | Soldering iron 120 W, 24 V with Power-Response Heating Technology



**WXP 200** | Soldering iron 200 W, 24 V with Power-Response Heating Technology



**WXMP** | Micro soldering iron WXMP 40 W, 12 V (hand piece without tips)



**WXMT** | Micro desoldering hand piece, 2 x 40 W Micro desoldering tweezers



**WXDP 120** | Desoldering iron 120 W, 24 V

**WXDV 120** | Desoldering iron 120 W, 24 V

**WXHAP 200** | Hot air iron 200 W, 24 V with hot air nozzle R 06 round Ø 3,0 mm

**WRK** | Reflowset

**WVP** | Vacuum pick-Up

**WHP 1000** | Preheating plate 1000 W

**WHP 3000** | Infrared preheating plate 600 W with Easy Fix board holder

**WHP 3000** | 1200 W Infrared Preheating plate

**WXHP 120** | Preheating plate 120 W

**WXSB 200** | Soldering bath 200 W, 24 V

**Zero Smog 4V**  
Fume extraction unit Zero Smog 4V

**Zero Smog 6V**  
Fume extraction unit Zero Smog 6V

**Zero Smog 20T**  
Mobile fume extraction unit for up to 20 FE-Soldering irons

**Zero Smog TL**  
Fume extraction unit Zero Smog TL

**Zero Smog EL**  
Fume extraction unit Zero Smog EL





### WX 1

200 W (255 W)  
Soldering power unit with 1 channel



### WX 2

200 W (255 W)  
Soldering power unit with 2 channels



### WXD 2

200 W (255 W)  
Desoldering power unit with 2 channels



### WXA 2

200 W (255 W)  
Hot-air power unit with 2 channels



### WXR 3

420 W (600 W)  
Rework power unit with 3 channels

	✓	✓	✓	✓	✓											
	✓	✓	✓	✓	✓											
	✓	✓	✓	✓	✓											
	✓	✓	✓	✓	✓											
	✓	✓	✓	✓	✓											
	✓	✓	✓	✓	✓											
	✓	✓	✓	✓	✓											
	✓	✓	✓	✓	✓											
	✓	✓	✓	✓	✓											
	✓	✓	✓	✓	✓											
	✓	✓	✓	✓	✓											
	✓	✓	✓	✓	✓											
	✓	✓	✓	✓	✓											
	✓	✓	✓	✓	✓											
	✓	✓	✓	✓	✓											
	✓	✓	✓	✓	✓											
	✓	✓	✓	✓	✓											
	✓	✓	✓	✓	✓											
	✓	✓	✓	✓	✓											
	✓	✓	✓	✓	✓											
	✓	✓	✓	✓	✓											
	✓	✓	✓	✓	✓											
	✓	✓	✓	✓	✓											
	✓	✓	✓	✓	✓											
	✓	✓	✓	✓	✓											
	✓	✓	✓	✓	✓											
	✓	✓	✓	✓	✓											
	✓	✓	✓	✓	✓											
	✓	✓	✓	✓	✓											

Soldering Stations
Soldering iron and safety rest
Soldering tips and nozzles
Preheating plates
Soldering baths
Soldering bathes
Circuit board holder
Solder feeder
Hot air heating gun
Temperature measuring
Accessories



# WXR 3 Rework station

## EVERYTHING - AND MORE.

The WXR 3 Rework station is the perfect solution for all soldering, desoldering and hot-air jobs. The WXR 3 can handle the most demanding tasks but is also ideal for standard jobs. All units can cope with major manufacturing tasks quickly and surely thanks to their straight-forward settings. The station can also be integrated into a traceability process.



### TECHNICAL DATA

Channels	3
Dimensions L x W x H (Inches)	10,75 x 9,25 x 4,02
Dimensions L x W x H (mm)	273 x 235 x 102
Weight (approx.) in kg	6.7
Voltage	230 V (50/60 Hz)
Power	420 W (600 W)
Protection class	I
Fuse	2.0 A (230 V)
Temperature range (depends on tool) °C	100 - 450 (550)
Temperature range (depends on tool) °F	200 - 850 (999)
Temperature accuracy °C	±9
Temperature accuracy °F	±17
Temperature stability °C	±2
Temperature stability °F	±4
Equipotential bonding	✓
Max. vacuum	0,7 bar
Interface	1x USB, 2x RS232, 2x Switching output
ESD-safe	✓
Automatic tool identification	✓
Traceability (unit data)	✓
Temperature accuracy for hot air °C	±30
Temperature accuracy for hot air °F	±54
Capacity l/min	18, max.
Max. hot air flow rate l/min (depends on tool)	15
Built-in pump	Periodic duty 30/30 s
IPC-compliant	yes
Display	255 x 128 dots / Backlighting
Benchtop controller	✓



### 600 Watts – unique

The WXR 3 is a 3-channel station with a total output of 600 W. The multifunctional WXR 3 is suitable for all applications, and can work with all WX tools.



### Two integrated pumps (self-contained)

A pair of integrated pumps make the system independent of a separate compressed air supply. A high-performance pump for vacuum and hot air, and a separate vacuum pump for pick-up tools.



### Automatic / intelligent power management

The rework station provides 600 watts of power. Its intelligent power management function allows the available power to be distributed to the connected tools as required – a total of 600 watts. High-performance tools can be operated at the same time. 3 channels, 200 watts each.



### User-friendly and easy to navigate

The LCD display shows all connected tools. Special functions can easily be set at the press of a button.



# WXR 3



## 3-Channel Power Unit, 420 W (600 W)

420 W (600 W)



Order No. T005 35 006 99N

- All-in-one Station
- Benchtop controller capability e.g. Zero Smog Systems
- Automatic tool recognition and power management
- Compatible with all WX tools
- Storage medium in hand piece
- Blue LED backlighting
- Multilingual menu navigation



# WXR 3030

## 3-Channel Rework Station, 420 W (600 W)

420 W (600 W)



Order No. T005 35 016 99N

- Power unit WXR 3, 3 channels with WXHAP 200 Hot air iron, WXDP 120 Desoldering iron and WXP 65 Soldering iron



Scope of supply	Order No.	Model	Description
	T005 13 202 99N	WXDP 120 Set	Desoldering iron set for horizontal applications, with safety rest
	T005 27 120 99N	WXHAP 200 Set	Hot air soldering iron set with safety rest
	T005 29 184 99N	WVP	WVP Vacuum Pick-Up
	T005 29 212 99N	WXP 65 Set	Soldering iron 65 W, 24 V with safety rest
	T005 35 006 99N	WXR 3	3-Channel Power Unit, 420 W (600 W)
	T005 87 658 01N	PDN	PDN Pliers for changing nozzles.



# WXR 3031

## 3-Channel Rework Station, 420 W (600 W)



Order No. T005 35 026 99N

- Power unit WXR 3, 3 channels with WXHAP 200 Hot air iron, WXDP 120 Desoldering iron and WXP 120 Soldering iron



Scope of supply	Order No.	Model	Description
	T005 13 202 99N	WXDP 120 Set	Desoldering iron set for horizontal applications, with safety rest
	T005 27 120 99N	WXHAP 200 Set	Hot air soldering iron set with safety rest
	T005 29 184 99N	WVP	WVP Vacuum Pick-Up
	T005 29 202 99N	WXP 120 Set	Soldering iron Set WXP 120 with safety rest
	T005 35 006 99N	WXR 3	3-Channel Power Unit, 420 W (600 W)
	T005 87 658 01N	PDN	PDN Pliers for changing nozzles.

# WXR 3032

## 3-Channel Rework Station, 420 W (600 W)



Order No. T005 35 036 99N

- Power unit WXR 3, 3 channels with WXHAP 200 Hot air iron, WXDV 120 Desoldering iron and WXP 65 Soldering iron



Scope of supply	Order No.	Model	Description
	T005 13 205 99N	WXDV 120 Set	Desoldering iron set for vertical applications, with safety rest
	T005 27 120 99N	WXHAP 200 Set	Hot air soldering iron set with safety rest
	T005 29 184 99N	WVP	WVP Vacuum Pick-Up
	T005 29 212 99N	WXP 65 Set	Soldering iron 65 W, 24 V with safety rest
	T005 35 006 99N	WXR 3	3-Channel Power Unit, 420 W (600 W)
	T005 87 658 01N	PDN	PDN Pliers for changing nozzles.



# WXD 2 Desoldering station

REMOVE SOLDER WITH THE FASTEST DESOLDERING IRONS IN THE WORLD.




## TECHNICAL DATA

Channels	2
Dimensions L x W x H (Inches)	6.69 x 5.94 x 5.12
Dimensions L x W x H (mm)	174 x 154 x 135
Weight (approx.) in kg	3.8
Voltage	230 V, 50 Hz
Power	200 W (255 W)
Protection class	I
Fuse	T2 A
Temperature range (depends on tool) °C	50 - 550
Temperature range (depends on tool) °F	150 - 999
Temperature accuracy °C	±9
Temperature accuracy °F	±17
Temperature stability °C	±2
Temperature stability °F	±4
Equipotential bonding	✓
Interface	1x USB, 2x RS232, 1x Switching output
ESD-safe	✓
Automatic tool identification	✓
Traceability (unit data)	✓
Air consumption l/min	35
Built-in pump	
Vacuum	max. 55 kPa (8psi)
IPC-compliant	yes
Compressed air connection	Outer diameter 6 mm (0.24"), oil-free, dry compressed air
USB port	✓
Benchtop controller	✓
Display	255 x 128 pixels / Backlighting



### External compressed air supply

The maintenance-free Venturi unit produces a constant vacuum using an external compressed air supply.



### Fastest desoldering iron

With its 120 watts and extremely short heating time, the desoldering iron can easily handle jobs that would have been difficult in the past, including desoldering high mass PCBs.



### No tedious cleaning

The new, extended nozzle shaft prevents the suction tube from sticking. Since the suction channel has also been replaced, the once tedious and time-consuming task of cleaning the tool is now a thing of the past.



### Quick replacement

Thanks to ingenious mountings, the suction nozzle and solder cartridge can be changed quickly and easily – without the risk of burns or tricky replacement work.



### Huge cost savings

The relatively low operating temperature (380°C) and automatic standby mode controlled by the use sensor increase the service life of the suction nozzles by a factor of 3.



### Vacuum run-on

A vacuum run-on time can be set to prevent the suction pump blocking.



### Two models are available.

The WXDP 120 is designed for horizontal operation and the WXDV 120 for vertical operation.





# WXD 2



## 2-Channel Power Unit, 200 W (255 W)

200 W (255 W) **WX** compatible **TRACEability** qualified

Order No. T005 34 266 99N

- Cost effective because only one station is needed
- Less rework by optimal use of tools and the correct working temperature. Reduction of running costs by longer tip lifetime.
- Desoldering iron with stand-by mode
- Patented, ESD safe glass display. Simple and fast setting of soldering parameter.



# WXD 2010



## 2-Channel Solder- and Desoldering Station Set, 200 W (255 W)

200 W (255 W) **WX** compatible **TRACEability** qualified

Order No. T005 34 286 99N

- Desoldering station WXD 2, 2 channels with desoldering iron WXDP 120
- Soldering- and desoldering tools with intelligent WX technology
- Connection to external compressed air supply required
- Energy effective: automatic stand-by mode for tools
- Patented, ESD safe glass display. Simple and fast setting of soldering parameter.



Scope of supply	Order No.	Model	Description
	T005 13 201 99N	WXDP 120	Desoldering iron 120 W, 24 V
	T005 13 250 99	XDS 1	Desoldering nozzle Inside Ø 1, 4 mm, Outside Ø 2, 5 mm, Nozzle length 10, 5 mm
	T005 15 172 99N	WDH 70	Safety rest with brass cleaning wool WXDP 120 desoldering iron
	T005 34 266 99N	WXD 2	2-Channel Power Unit, 200 W (255 W)
	T005 87 658 01N	PDN	PDN Pliers for changing nozzles.



# WXD 2020



## 2-Channel Solder- and Desoldering Station Set, 200 W (255 W)

200 W (255 W)

WX  
compatible

TRACEability  
qualified



Order No. T005 34 296 99N

- Soldering and desoldering station WXD 2, 2 channels with WXDP 120 and soldering iron WXP 120
- Soldering- and desoldering tools with intelligent WX technology
- Connection to external compressed air supply required
- Energy effective: automatic stand-by mode for tools
- Patented, ESD safe glass display. Simple and fast setting of soldering parameter.



Scope of supply	Order No.	Model	Description
	T005 13 201 99N	WXDP 120	Desoldering iron 120 W, 24 V
	T005 13 250 99	XDS 1	Desoldering nozzle Inside Ø 1, 4 mm, Outside Ø 2, 5 mm, Nozzle length 10, 5 mm
	T005 15 121 99N	WDH 10	Safety rest with dry cleaner
	T005 15 172 99N	WDH 70	Safety rest with brass cleaning wool WXDP 120 desoldering iron
	T005 29 201 99N	WXP 120	Soldering iron 120 W, 24 V with Power-Response Heating Technology
	T005 34 266 99N	WXD 2	2-Channel Power Unit, 200 W (255 W)
	T005 44 704 99	XT B	Soldering tip chisel Ø 2,4 mm
	T005 87 658 01N	PDN	PDN Pliers for changing nozzles.

Soldering Stations

Soldering iron and safety rest

Soldering tips and nozzles

Preheating plates

Soldering bathes

Circuit board holder

Solder feeder

Hot air heating gun

Temperature measuring

Accessories



# WXA 2 Hot-Air station

## THE PERFECT SOLUTION FOR HOT-AIR AND SOLDERING JOBS.

Clear handling advantages and tangible cost savings in one unit. That's what you get with the WXA 2 hot-air station. Ideal for complex hot-air jobs or traditional soldering. The amount of hot air (20 l/min at 6 bar) can be adjusted to any value in range. And of course the entire range of high-performance hot-air and soldering accessories is compatible with this station.



### TECHNICAL DATA

Channels	2
Dimensions L x W x H (Inches)	6,69 x 5,95 x 5,12
Dimensions L x W x H (mm)	174 x 154 x 135
Weight (approx.) in kg	4.0
Voltage	230 V
Power	200 W (255 W)
Protection class	I
Fuse	T2A
Temperature range (depends on tool) °C	100 - 550
Temperature range (depends on tool) °F	200 - 999
Temperature accuracy °C	±9
Temperature accuracy °F	±17
Equipotential bonding	✓
Max. vacuum	
Interface	1x USB, 2x RS232, 1x Switching output
ESD-safe	✓
Automatic tool identification	✓
Traceability (unit data)	✓
Temperature accuracy for hot air °C	±30
Temperature accuracy for hot air °F	±54
Max. hot air flow rate l/min (depends on tool)	15
Air consumption l/min	20
Compressed air connection	Outer diameter 6 mm (0,24"), oil-free, dry compressed air
USB port	✓
Equipotential bonding socket	Via 3, 5 mm pawl socket on back of device.



### Adjustable air amount

The amount of air can be controlled using the rotary knob. An external compressed air supply is needed. The amount of air is displayed in percent.



### Adjustable operating mode

The unit has 3 separate operating modes.

**Operating mode level 1** – the air flow continues for as long as the button on the hot-air iron or foot switch is pressed.

**Operating mode level 2** – if the button is pressed once, the hot-air flow continues for between 0 and 300 seconds, stopping at the end of the set time.

**Operating mode level 3** – the WXHAP 200 switches on with one press of the button and off with the second press.



### Finger and foot switches

The air flow is controlled using the finger switch in the handle.

It can also be controlled by a foot switch (optional).



### Ion trap

All WX devices are ESD-safe and can be used in electrostatically protected areas. The ion trap in the iron ensures that the emerging hot air is free of static electricity.



### Inert gas operation

An inert gas (nitrogen) can also be used for challenging soldering jobs to generate the hot air.



# WXA 2

## 2-Channel Power Unit, 200 W (255 W)

200 W (255 W)



Order No. T005 34 256 99N

- Power unit, 2 channels
- For operation with external compressed air
- Simultaneous operation of 2 soldering tools



Scope of supply	Order No.	Model	Description
	T005 34 256 99N	WXA 2	2-Channel Power Unit, 200 W (255 W)

# WXA 2010

## 2-Channel Hot-Air Station Set, 200 W (255 W)

200 W (255 W)



Order No. T005 34 306 99N

- Power unit WXA 2, 2 channels with hot air iron WXHAP 200
- Best set for hot air tasks
- Simultaneous operation of 2 soldering tools
- For operation with external compressed air



Scope of supply	Order No.	Model	Description
	T005 15 152 99N	WDH 30	Safety rest with dry cleaner
	T005 27 119 99N	WXHAP 200	Hot air iron 200 W, 24 V with hot air nozzle R 06 round Ø 3,0 mm
	T005 34 256 99N	WXA 2	2-Channel Power Unit, 200 W (255 W)
	T005 87 278 21	R04	R 04 Hot Air Nozzle Round, Ø 1,2 mm, for HAP 1 and HAP 200
	T005 87 278 22	R06	R06 Round Nozzle for HAP 1 and HAP 200, Ø 3.0 mm



# WX 2 Soldering station

## A NEW ERA IN SOLDERING.

Cost saving because only one power unit is needed for different applications.  
 Use as benchtop controller saves energy.  
 Lowering the running costs by enlarged tip lifetimes.  
 Reduction of rework due to optimized tool use and correct working temperature.



### TECHNICAL DATA

Channels	2
Dimensions L x W x H (Inches)	6,85 x 6,06 x 5,31
Dimensions L x W x H (mm)	174 x 154 x 135
Weight (approx.) in kg	3.45
Voltage	230 V, 50 Hz
Power	200 W (255 W)
Protection class	I
Fuse	T2A
Temperature range (depends on tool) °C	100 - 550
Temperature range (depends on tool) °F	210 - 999
Temperature accuracy °C	±9
Temperature accuracy °F	±17
Temperature stability °C	±2
Temperature stability °F	±4
Equipotential bonding	✓
Interface	1x USB, 2x RS232, 1x Switching output
ESD-safe	✓
Automatic tool identification	✓
Traceability (unit data)	✓
Display	255 x 128 dots / Backlighting
USB port	✓
Equipotential bonding socket	Via 3,5 mm pawl socket on back of device
Benchtop controller	✓




### Visual process control through LED signal function

Blue LED ring light (light is out = Off, light is blinking = standby or heating up, light is on = tip ready for use)




### Tailor-made performance

Weller heating technologies deliver precise performance on demand.



### Quick heating time

WX soldering irons heat in ultra-quick time and can be used immediately.



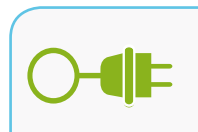
### Temperature stability/accuracy

All WX soldering tools have a temperature stability of ± 2° C and a temperature accuracy of ± 9° C, as per IPC standard.



### Intuitive operation

The robust touch screen is a capacitive touch panel made of real glass. It is anti-static and temperature-resistant. The turn-and-click wheel with confirm button allows intuitive operation.



### Huge energy savings Motion sensor

Thanks to an integrated sensor, WX tools are motion activated. This means that they consume power only when they are actually in use. Connected accessories also go into standby mode.





# WX 2



## 2-Channel Power Unit, 200 W (255 W)

200 W (255 W)



Order No. T005 34 206 99N

- Innovative operation concept
- Robust touch screen with ESD safe glass
- Intuitive use with turn-click-wheel with enter key and finger guide.
- Blue LED backlighting
- Multilingual menu navigation
- High functionality
- No safety rest with Stop & Go function needed thanks to integrated acceleration sensor
- Optimized precision, better stability by sensor in the soldering iron
- Specific parameterization of tool by storage medium in hand piece
- Visual process control via blue LED ring light



# WX 2020



## 2-Channel Soldering Station Set, 200 W (255 W)

200 W (255 W)



Order No. T005 34 216 99N

- Power unit WX 2, with 2 channels, 2 soldering irons WXP 120 and 2 safety rests WDH 10
- Simultaneous operation of 2 soldering tools



Scope of supply	Order No.	Model	Description
	T005 15 121 99N	WDH 10	Safety rest with dry cleaner
	T005 29 201 99N	WXP 120	Soldering iron 120 W, 24 V with Power-Response Heating Technology
	T005 34 206 99N	WX 2	2-Channel Power Unit, 200 W (255 W)
	T005 44 704 99	XT B	Soldering tip chisel Ø 2,4 mm



# WX 2021



## 2-Channel Soldering Station Set, 200 W (255 W)

**200 W (255 W)****WX**  
compatible**TRACEability**  
quantified

Order No. T005 34 226 99N

- Power unit WX 2, with 2 channels, soldering irons WXMP and 1 tweezers WXMT
- Simultaneous operation of 2 soldering tools



Scope of supply	Order No.	Model	Description
	T005 13 177 99N	WXMT	Micro desoldering tweezers 2 x 40 W, 12 V (hand piece without tips) for Active-Tip Heating Technology
	T005 15 169 99N	WDH 60	Safety rest with dry cleaner for WXMT Micro desoldering tweezers
	T005 15 171 99N	WDH 51	Safety rest with dry cleaner for WXMP Micro soldering iron
	T005 29 203 99N	WXMP	Micro soldering iron WXMP 40 W, 12 V (hand piece without tips) for Active-Tip Heating Technology
	T005 34 206 99N	WX 2	2-Channel Power Unit, 200 W (255 W)
	T005 44 603 99N	RTM 013 S	Standard soldering tip, chisel 1,3 x 0,4 mm
	T005 44 652 99N	RTW 2 45°	Soldering tip set 0,7 x 0,4 mm, 45°



# WX 1 Soldering Station

## A CLASS OF ITS OWN.

The powerful, user-friendly WX 1 soldering station has redefined the world of soldering. Maximum process reliability for manual soldering tasks is guaranteed for the automotive, aerospace and medical technology industries. Any soldering process can be programmed easily using these intelligent tools, and a unique level of dependability assured. Whatever technique is used, these devices are intuitive and easy to operate thanks to their touch screens and language options.




### TECHNICAL DATA

Channels	1
Dimensions L x W x H (Inches)	6,85 x 6,06 x 5,31
Dimensions L x W x H (mm)	174 x 154 x 135
Weight (approx.) in kg	3.42
Voltage	230 V, 50 Hz
Power	200 W
Protection class	I
Fuse	T2A
Temperature range (depends on tool) °C	100 - 550
Temperature range (depends on tool) °F	200 - 999
Temperature accuracy °C	±9
Temperature accuracy °F	±17
Temperature stability °C	±2
Temperature stability °F	±4
Equipotential bonding	✓
Interface	1x USB, 2x RS232, 1x Switching output
ESD-safe	✓
Automatic tool identification	✓
Traceability (unit data)	✓
Display	255 x 128 dots / Backlighting
USB port	✓
Equipotential bonding socket	Via 3,5 mm pawl socket on back of device
Benchtop controller	✓




### Visual process control through LED signal function

Blue LED ring light (light is out = Off, light is blinking = standby or heating up, light is on = tip ready for use)



### Tailor-made performance

Weller heating technologies deliver precise performance on demand.



### Quick heating time

WX soldering irons heat in ultra-quick time and can be used immediately.



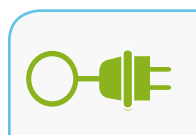
### Temperature stability/accuracy

All WX soldering tools have a temperature stability of ± 2° C and a temperature accuracy of ± 9° C, as per IPC standard.



### Intuitive operation

The robust touch screen is a capacitive touch panel made of real glass. It is anti-static and temperature-resistant. The turn-and-click wheel with confirm button allows intuitive operation.



### Huge energy savings Motion sensor

Thanks to an integrated sensor, WX tools are motion activated. This means that they consume power only when they are actually in use. Connected accessories also go into standby mode.



# WX 1



## 1-Channel Power Unit, 200 W



Order No. T005 34 176 99N

- Innovative operation concept
- Robust touch screen with ESD safe glass
- Intuitive use with turn-click-wheel with enter key and finger guide
- Blue LED backlighting
- Multilingual menu navigation
- High functionality
- No safety rest with Stop & Go function needed thanks to integrated acceleration sensor
- Optimized precision, better stability by sensor in the soldering iron
- Specific parameterization of tool by storage medium in hand piece
- Visual process control via blue LED ring light



# WX 1010



## 1-Channel Soldering Station Set, 200 W



Order No. T005 34 186 99N

- Power unit WX 1 with 1 channel, soldering iron WXP 120



Scope of supply	Order No.	Model	Description
	T005 15 121 99N	WDH 10	Safety rest with dry cleaner
	T005 29 201 99N	WXP 120	Soldering iron 120 W, 24 V with Power-Response Heating Technology
	T005 34 176 99N	WX 1	1-Channel Power Unit, 200 W
	T005 44 704 99	XT B	Soldering tip chisel Ø 2,4 mm



# WX 1011



## 1-Channel Soldering Station Set, 200 W

200 W

WX  
compatibleTRACEability  
Welder  
qualified

Order No. T005 34 196 99N

- Power unit WX 1 with 1 channel, micro soldering iron WXMP



Scope of supply	Order No.	Model	Description
	T005 15 171 99N	WDH 51	Safety rest with dry cleaner for WXMP Micro soldering iron
	T005 29 203 99N	WXMP	Micro soldering iron WXMP 40 W, 12 V (hand piece without tips) for Active-Tip Heating Technology
	T005 34 176 99N	WX 1	1-Channel Power Unit, 200 W
	T005 44 603 99N	RTM 013 S	Standard soldering tip, chisel 1,3 x 0,4 mm

# WX 1012



## 1-Channel Soldering Station Set, 200 W

200 W

WX  
compatibleTRACEability  
Welder  
qualified

Order No. T005 34 276 99N

- Power unit WX 1 with 1 channel, soldering iron WXP 65



Scope of supply	Order No.	Model	Description
	T005 15 121 99N	WDH 10	Safety rest with dry cleaner
	T005 29 211 99N	WXP 65	Soldering iron 65 W, 24 V with Power-Response Heating Technology
	T005 34 176 99N	WX 1	1-Channel Power Unit, 200 W
	T005 44 851 99	XNT A	Soldering tip chisel 1,6 x 0,4 mm






# WT and WR series our Technology Line

## THE CAN-DO SOLDERING STATIONS

Whenever it takes user-friendliness and ease of use, the soldering products of the Weller Technology line set new standards. Due to their great price/performance ratio, they are perfect tools for cost-efficient soldering applications.



 COMPLETE COMPATIBILITY



**Cost-efficient**

The short warm-up time for the soldering tools and a faster and simpler method for changing tools also enable lightning-fast work and ensure high time savings as a result.



**Easy-to-use**

The user-friendly and easy handling allows a quick, uncomplicated handling of the equipment.



**Backwards Compatibility**

All soldering irons of the WSD and WD soldering stations can be connected. (except micro soldering irons)

**+ EASY TO USE**

**+ COST EFFICIENT**

**+ 1000S OF IRON AND TIP COMBINATIONS**



Soldering Stations	Soldering Stations
Soldering iron	Soldering iron
Soldering iron Safety res	Soldering iron Safety res
Soldering tips	Soldering tips
Soldering Tips Nozzles	Soldering Tips Nozzles
Preheating plate	Preheating plate
Soldering bath	Soldering bath
PCB board holder	PCB board holder
Solder Feeder	Solder Feeder
Heat gun	Heat gun
Temperature Measuring	Temperature Measuring
Accessorie	Accessorie



# WT tool selection



Active Tip

Power Response

Silver Line

**WTP 90** | 90 W SOLDERING IRON  
The high-tech iron for universal use with power response tips.

**WP 65** | 65 W SOLDERING IRON  
For delicate and small applications.

**WP 80** | 80 W SOLDERING IRON  
Short tip-to-grip distance for all standard soldering applications.

**WSP 80** | 80 W SOLDERING IRON  
For all standard soldering applications.

**WP 120** | 120 W SOLDERING IRON  
For bigger solder joints.

**WSP 150** | 150 W SOLDERING IRON  
For soldering applications with high heat demand

**WMRP** | 40 W MICRO-SOLDERING IRON  
For very small components with high energy demand

**WMRT** | 2 x 40 W MICRO-DESOLDERING TWEEZERS  
Slim tweezers for excellent De-/soldering

**WTA 50** | 2 x 25 W DESOLDERING TWEEZERS  
For safe desoldering jobs.

**HAP 1** | 100 W  
SOLDERING & DESOLDERING IRON

**DSX 80** | 80 W DESOLDERING IRON  
For horizontal application.

**DXV 80** | 80 W INLINE DESOLDERING IRON  
For vertical application.

**WHP 80** | 80 W HEATING PLATE  
Preheating plate.

**WSB 80** | 80 W SOLDER BATH  
Connectable to all Weller 80 W digital station.

**WSB 150** | 150 W SOLDER BATH  
Connectable to all Weller 150 W stations.

**Zero Smog TL**  
Fume extraction unit Zero Smog TL



**WTHA1**

900 W | 1 channel.  
Hot air iron integrated



\* Device connectable to the soldering stations via WT Hub



**WT 1**  
90 W  
1 channel  
soldering station



**WT 1H**  
150 W  
1 channel  
soldering station



**WT 2M**  
150 W  
2 channel  
soldering station



**WR 3M**  
360 W  
3 channel  
soldering station

	WT 1	WT 1H	WT 2M	WR 3M
✓	✓	✓	✓	✓
✓	✓	✓	✓	✓
✓	✓	✓	✓	✓
✓	✓	✓	✓	✓
		✓	✓	✓
		✓	✓	✓
		✓	✓	✓
		✓	✓	✓
	✓	✓	✓	✓
			✓	✓
			✓	✓
	✓	✓	✓	✓
	✓	✓	✓	✓
	✓	✓	✓	✓
	✓	✓	✓	✓

Soldering Stations

Soldering iron and safety rest

Soldering tips and nozzles

Preheating plates

Soldering bathes

Circuit board holder

Solder feeder

Hot air heating gun

Temperature measuring

Accessories



# WR 3M Rework Station

## REWORK STATION WITH 3 CHANNELS

The versatile repair station is specifically tailored to the needs and requirements of professional repairs to latest-technology electronic sub-assemblies in industrial production engineering and in the repair and laboratory fields.



### TECHNICAL DATA

Channels	3
Dimensions L x W x H (Inches)	11,02 x 9,45 x 4,06
Dimensions L x W x H (mm)	280 x 240 x 103
Weight (approx.) in kg	7.3
Voltage	230 V
Power	360 W (400 W)
Protection class	I
Overcurrent release	2 A
Temperature range (depends on tool) °C	93 - 454
Temperature range (depends on tool) °F	200 - 850
Temperature accuracy °C	±9°C
Temperature accuracy °F	±17°F
Temperature stability °C	±2°C
Temperature stability °F	±4°F
Equipotential bonding	✓
Max. vacuum	0.7 bar; 20.7 inHg
Interface	USB
ESD-safe	✓
Automatic tool identification	✓
Temperature accuracy for hot air °C	50 - 550
Temperature accuracy for hot air °F	150 - 999
Capacity l/min	18
Max. hot air flow rate l/min (depends on tool)	15 l/min
Built-in pump	Periodic duty 30/30 s
Vacuum	0,7 bar, max
IPC-compliant	(Tip to ground) Corresponds to IPC-J-001
Display	LCD

## WR 3M



### 3-Channel Power Unit, 360 W (400 W)

**360 W (400 W)****WT**

compatible



Order No. T005 33 666 99N

- 3 independent tool channels
- Simultaneous operation of up to 3 soldering tools
- Automatic tool detection
- Own vacuum channel for pick-up







# WR 3000M



## 3-Channel Rework Station Set, 360 W (400 W) for horizontal applications

360 W (400 W)

WT  
compatible



Order No. T005 33 686 99N

- Power unit WR 3M, 3 channels with soldering iron WP 80, desoldering iron DSX 80 and hot air iron HAP 200
- Large allround set for all repair jobs
- Desoldering iron DSX 80 for horizontal applications
- Simultaneous operation of hot air and desoldering



### Scope of supply

Order No.	Model	Description
T005 13 150 99	DX 113HM	DX 113HM Desoldering Nozzle with Threadless Fixture System for DSX 80 and DXV 80
T005 13 190 99N	DSX 80	Desoldering iron 80 W, 24 V
T005 15 152 99N	WDH 30	Safety rest with dry cleaner
T005 15 161 99N	WDH 10T	Safety rest with Stop+Go function and dry cleaner for WP 65, WP 80 and WP 120 soldering iron
T005 27 116 99N	HAP 200	Hot air iron 200 W, 24 V with hot air nozzle R 04 round Ø 1,2 mm
T005 29 180 99N	WP 80	Soldering iron 80 W, 24 V with Silver-Line Heating Technology
T005 29 184 99N	WVP	WVP Vacuum Pick-Up
T005 33 666 99N	WR 3M	3-Channel Power Unit, 360 W (400 W)
T005 44 405 99	LT B	Soldering tip, chisel, Ø 2,4 x 0,8 mm

Soldering Stations

Soldering iron and safety rest

Soldering tips and nozzles

Preheating plates

Soldering bathes

Circuit board holder

Solder feeder

Hot air heating gun

Temperature measuring

Accessories



# WR 3000M Set for vertical applications



**3-Channel Rework Station Set, 360 W (400 W) for vertical applications**

**360 W (400 W)**



Order No. T005 33 683 99N

- Power unit WR 3M, 3 channels with soldering iron WP 80, desoldering iron DXV 80 and hot air iron HAP 200
- Large allround set for all repair jobs
- Desoldering iron DXV 80 for vertical applications
- Simultaneous operation of hot air and desoldering

Scope of supply	Order No.	Model	Description
	T005 13 150 99	DX 113HM	DX 113HM Desoldering Nozzle with Threadless Fixture System for DSX 80 and DXV 80
	T005 13 180 99N	DXV 80	Inline desoldering iron 80 W, 24 V
	T005 15 152 99N	WDH 30	Safety rest with dry cleaner
	T005 15 153 99N	WDH 40	Safety rest with dry cleaner for DXV 80 and WXDV 120 desoldering iron
	T005 15 161 99N	WDH 10T	Safety rest with Stop+Go function and dry cleaner for WP 65, WP 80 and WP 120 soldering iron
	T005 27 116 99N	HAP 200	Hot air iron 200 W, 24 V with hot air nozzle R 04 round Ø 1,2 mm
	T005 29 180 99N	WP 80	Soldering iron 80 W, 24 V with Silver-Line Heating Technology
	T005 29 184 99N	WVP	WVP Vacuum Pick-Up
	T005 33 666 99N	WR 3M	3-Channel Power Unit, 360 W (400 W)
	T005 44 405 99	LT B	Soldering tip, chisel, Ø 2,4 x 0,8 mm

## Accessories for WR 3000M Sets

Order No.	Description
T005 87 388 50	Adapter for footswitch for WR 3000M Sets and WR 2
T005 13 120 99N	Foot-Switch 1-Step
T005 29 184 99N	WVP Vacuum Pick-Up
T005 87 658 01N	PDN Pliers for changing nozzles.



# WR 2 Rework Station

## REWORK ON HIGHEST LEVEL WITH 2 CHANNELS

One station meets the requirements of a rework workplace.  
Unique connecting compatibility of all tools.

2 independent tool channels with automatic tool recognition  
guarantee the simultaneous operation of 2 soldering tools.  
Tools are permanently ready for use.



### TECHNICAL DATA

Channels	2
Dimensions L x W x H (Inches)	11,02 x 9,45 x 4,06
Dimensions L x W x H (mm)	280 x 240 x 103
Weight (approx.) in kg	5.6
Voltage	230 V
Power	250 W (300 W)
Protection class	I
Overcurrent release	1,6 A
Temperature range (depends on tool) °C	50 - 550
Temperature range (depends on tool) °F	150 - 999
Temperature accuracy °C	±9
Temperature accuracy °F	±17
Temperature stability °C	±2
Temperature stability °F	±4
Equipotential bonding	✓
Max. vacuum	0,7 bar
Interface	-
ESD-safe	✓
Automatic tool identification	✓
Temperature accuracy for hot air °C	±30
Temperature accuracy for hot air °F	±54
Capacity l/min	18
Max. hot air flow rate l/min (depends on tool)	10
Built-in pump	Periodic duty 30/30 s
Vacuum	0,7 bar
IPC-compliant	(Tip to ground) Corresponds to IPC-J-001
Display	LCD

## WR 2



### 2-Channel Power Unit, 200 W (300 W)

250 W (300 W) **WT** compatible

Order No. T005 33 776 99N

- 2 independent channels with automatic tool recognition
- Simultaneous operation up to 2 tools





# WR 2002



## 2-Channel Rework Station Set, 200 W (300 W)

**250 W (300 W)****WT**  
compatible

Order No. T005 33 806 99N

- Power unit WR 2, 2 channels with soldering iron WP 80, desoldering iron DSX 80
- Small repair set for all rework applications
- Simultaneous operation of up to 2 soldering tools (hot air and desoldering iron at the same time is not possible)



Scope of supply	Order No.	Model	Description
	T005 13 150 99	DX 113HM	DX 113HM Desoldering Nozzle with Threadless Fixture System for DSX 80 and DXV 80
	T005 13 190 99N	DSX 80	Desoldering iron 80 W, 24 V
	T005 15 121 99N	WDH 10	Safety rest with dry cleaner
	T005 15 152 99N	WDH 30	Safety rest with dry cleaner
	T005 29 180 99N	WP 80	Soldering iron 80 W, 24 V with Silver-Line Heating Technology
	T005 33 776 99N	WR 2	2-Channel Power Unit, 200 W (300 W)
	T005 44 405 99	LT B	Soldering tip, chisel, Ø 2,4 x 0,8 mm



# WR 2000ER



## 2-Channel Rework Station Set, 200 W (300 W)

250 W (300 W)

WT  
compatible



Order No. T005 33 808 99N

- Power unit WR 2, 2 channels with desoldering iron DSX 120, soldering iron WP 65 and safety rests WDH 10 and WDH 30
- Repair kit for soldering and desoldering
- Simultaneous operation of up to 2 soldering tools



Scope of supply	Order No.	Model	Description
	T005 13 198 99N	DSX 120	Desoldering iron for horizontal applications
	T005 13 250 99	XDS 1	Desoldering nozzle Inside Ø 1, 4 mm, Outside Ø 2, 5 mm, Nozzle length 10, 5 mm
	T005 15 121 99N	WDH 10	Safety rest with dry cleaner
	T005 15 152 99N	WDH 30	Safety rest with dry cleaner
	T005 29 215 99N	WP 65	Soldering iron 65 W, 24 V with Power-Response Heating Technology
	T005 33 776 99N	WR 2	2-Channel Power Unit, 200 W (300 W)
	T005 44 851 99	XNT A	Soldering tip chisel 1,6 x 0,4 mm
	T005 87 658 01N	PDN	PDN Pliers for changing nozzles.

# WR 2000A



## 2-Channel Rework Station Set, 200 W (300 W)

250 W (300 W)

WT  
compatible



Order No. T005 33 786 99N

- Hot air station WR 2, 2 channels with hot air iron HAP 1
- Small hot air set
- Simultaneous operation of 2 soldering tools
- All soldering tools upto 200 W connectable



Scope of supply	Order No.	Model	Description
	T005 15 152 99N	WDH 30	Safety rest with dry cleaner
	T005 27 115 99N	HAP 1	Hot air iron 100 W, 24 V with hot air nozzle round R 06 Ø 3,0 mm
	T005 33 776 99N	WR 2	2-Channel Power Unit, 200 W (300 W)
	T005 87 278 21	R04	R 04 Hot Air Nozzle Round, Ø 1,2 mm, for HAP 1 and HAP 200
	T005 87 278 22	R06	R06 Round Nozzle for HAP 1 and HAP 200, Ø 3.0 mm





# WT 2M Soldering Station

## COMPATIBLE WITH MICRO TOOLS, AND MORE!

Packing 150 W of power, the multifunctional 2-channel WT 2M soldering station can operate 2 soldering tools simultaneously. It is backwards compatible with Weller's micro soldering tools, plus many existing passive tip tools providing high performance, easy handling, and long tip life.



### TECHNICAL DATA

Channels	1
Dimensions L x W x H (Inches)	5,31 x 4,29 x 5,87
Dimensions L x W x H (mm)	135 x 109 x 149
Weight (approx.) in kg	2.88
Voltage	230 V
Power	150 W (160 W)
Protection class	I
Fuse	T800mA
Temperature range (depends on tool) °C	50 - 450
Temperature range (depends on tool) °F	150 - 850
Temperature accuracy °C	±9
Temperature accuracy °F	±17
Temperature stability °C	±2
Temperature stability °F	±4
Equipotential bonding	✓
USB port	
ESD-safe	✓
Automatic tool identification	
Display	LCD
Equipotential bonding socket	Via 3,5 mm pawl socket on back of device (normal state hard grounded)

## WT 2M

### 2-Channel Power Unit, 150 W



Order No. T005 34 436 99

- Serving 2 users at once (with intelligent power sharing)
- High performance and functionality - Compatible with Weller's microsoldering cartridge tip tools, plus many existing passive tip tools
- Intuitive use thanks to clear menu structure
- Reduced footprint thanks to stackability
- Automatic standby of tool thanks to integrated acceleration sensor in the tool
- Housing cover useable as storage
- OFF time, Prozess window, Lock function, Offset





## WT 2010M

### 2-Channel Soldering Station Set, 150 W with soldering iron WTP 90

150 W **WT** compatible

Order No. T005 34 446 99

- Power unit WT 2M, 2 channel with soldering iron WTP 90 and safety rest WSR 200
- WTP 90: The soldering iron for universal use with power response tips. Tip family XNT & THM (high mass tips)
- Intuitive use thanks to clear menu structure
- Reduced footprint thanks to stackability
- Automatic standby of tool thanks to integrated acceleration sensor in the tool
- Housing cover useable as storage
- OFF time, Process window, Lock function, Offset



Scope of supply	Order No.	Model	Description
	T005 29 223 99N	WTP 90 Set	Hybrid soldering iron WTP 90 with safety rest
	T005 34 436 99	WT 2M	2-Channel Power Unit, 150 W

## WT 2020M

### 2-Channel Soldering Station Set, digital 150 W with desoldering tweezers WMRT and soldering iron WMRP

150 W **WT** compatible

Order No. T005 34 456 99

- Power unit WT 2M, 2 channel station with WMRT micro desoldering tweezers and WSR 203 safety rest and WMRP micro soldering iron with WSR 205 safety rest
- WMRP: Micro soldering iron for Active-Tip Heating Technology, RT Tip family; WMRT: Micro desoldering tweezers for Active-Tip Heating Technology, RTW Tip family
- Intuitive use thanks to clear menu structure
- Reduced footprint thanks to stackability
- Automatic standby of tool thanks to integrated acceleration sensor in the tool
- Housing cover useable as storage
- OFF time, Process window, Lock function, Offset



Scope of supply	Order No.	Model	Description
	T005 13 173 99N	WMRT Set	Micro desoldering tweezers WMRT with safety rest
	T005 29 190 99N	WMRP Set	Micro soldering iron WMRP with safety rest
	T005 34 436 99	WT 2M	2-Channel Power Unit, 150 W



# WT 1H Soldering Station

## THIS IS SOLDERING TODAY

If you need even more performance than 90 watts, then the high power version with 150 watts is the right solution.



### TECHNICAL DATA

Channels	1
Dimensions L x W x H (Inches)	5.87 x 5.43 x 3.98
Dimensions L x W x H (mm)	149 x 138 x 101
Weight (approx.) in kg	3
Voltage	230 V, 50 Hz
Power	150 W
Protection class	I
Fuse	T2A
Temperature range (depends on tool) °C	50 - 550
Temperature range (depends on tool) °F	150 - 999
Temperature accuracy °C	±9
Temperature accuracy °F	±17
Temperature stability °C	±2
Temperature stability °F	±4
Equipotential bonding	✓
Interface	One switching output
ESD-safe	✓
Automatic tool identification	✓
Display	Backlit LCD
Equipotential bonding socket	Via 3,5 mm pawl socket on front of device



#### Front-mounted main switch

The front-mounted main switch ensures easy access at all times.



#### Multi-functional LC display

Unique LC display with a detailed overview of all functions. Adjustable background illumination. Power bar graph allows visual monitoring of the easily-readable output power from the station to the soldering iron tip.



#### New menu button

Provides ultimate user friendly access to and navigation in the menu structure.



#### Stackable units

The WT 1 / WT 1H soldering stations can be stacked on the WTHA 1 hot-air station, or on each other, saving space on the workbench.



#### 2-in-1 WSR safety rest

The soldering iron holder can be rotated 180°. The user can choose between wet and dry cleaning.



# WT 1H

## 1-Channel Power Unit, 150 W

150 W

WT  
compatible

Order No. T005 34 356 99N

- High productivity (Power unit with 1 channel, 150W)
- Intuitive use thanks to clear menu structure
- Reduced footprint thanks to stackability
- Grafical backlit LC-Display
- High performance and functionality - many connectable tools
- Automatic standby of tool thanks to integrated acceleration sensor in the tool
- Housing cover useable as storage
- OFF time, Prozess window, Lock function, Offset



# WT 1010H

## 1-Channel Soldering Station Set, 150 W with soldering iron WP120

150 W

WT  
compatible

Order No. T005 34 386 99N

- Power unit WT 1H, 1 channel with soldering iron WP 120 Robust and safety rest WSR 201
- WP 120 (120 W): All-rounder with Power-Response soldering tip, XT Tip family and XT soldering head
- OFF time, Prozess window, Lock function, Offset



Scope of supply	Order No.	Model	Description
	T005 15 175 99N	WSR 201	2-in-1 safety rest with metal wool brass and sponge
	T005 29 193 99N	WP 120	Soldering iron 120 W, 24 V with Power-Response Heating Technology
	T005 34 356 99N	WT 1H	1-Channel Power Unit, 150 W
	T005 44 704 99	XT B	Soldering tip chisel Ø 2,4 mm

Soldering Stations

Soldering iron  
and safety restSoldering tips  
and nozzles

Preheating plates

Soldering bathes

Circuit board holder

Solder feeder

Hot air heating gun

Temperature  
measuring

Accessories



# WT 1011H

## 1-Channel Soldering Station Set, 150 W with soldering iron WP 200



Order No. T005 34 396 99N

- Power unit WT 1H, 1 channel with soldering iron WP 200 and safety rest WSR 202
- WP 200 High Power soldering iron (200 W) with power response tips. Ideal for applications with high mass applications. Tip Family XHT
- OFF time, Process window, Lock function, Offset



Scope of supply	Order No.	Model	Description
	T005 15 176 99N	WSR 202	2-in-1 safety rest with metal wool brass and sponge
	T005 29 199 99N	WP 200	Soldering iron 200 W, 24 V with Power-Response Heating Technology
	T005 34 356 99N	WT 1H	1-Channel Power Unit, 150 W
	T005 44 801 99	XHT D	Soldering tip, chisel, 5,0 x 1,2 mm





# WT 1 Soldering Station

## THIS IS SOLDERING TODAY

The detailed LC display enables an unprecedented overview of all functions, quick and easy to reach via the new user-friendly menu button. The lightning quick change process of the heating element during operation allows efficient work with several different tip types in quick succession.



### TECHNICAL DATA

Channels	1
Dimensions L x W x H (Inches)	5,87 x 5,44 x 3,98
Dimensions L x W x H (mm)	149 x 138 x 101
Weight (approx.) in kg	1.9
Voltage	230 V, 50/60 Hz
Power	95 W
Protection class	I
Fuse	0,5 A
Temperature range (depends on tool) °C	50 - 450
Temperature range (depends on tool) °F	150 - 850
Temperature accuracy °C	±9
Temperature accuracy °F	±17
Temperature stability °C	±2
Temperature stability °F	±4
Equipotential bonding	✓
Interface	One switching Output
ESD-safe	✓
Automatic tool identification	✓
Display	Backlit LCD
Equipotential bonding socket	Via 3,5 mm pawl socket on front of device



#### Front-mounted main switch

The front-mounted main switch ensures easy access at all times.



#### Multi-functional LC display

Unique LC display with a detailed overview of all functions. Adjustable background illumination. Power bar graph allows visual monitoring of the easily-readable output power from the station to the soldering iron tip.



#### New menu button

Provides ultimate user friendly access to and navigation in the menu structure.



#### Stackable units

The WT 1 / WT 1H soldering stations can be stacked on the WTHA 1 hot air station, or on each other, saving space on the workbench.



#### 2-in-1 WSR safety rest

The soldering iron holder can be rotated 180°. The user can choose between wet and dry cleaning.



# WT 1

## 1-Channel Power Unit, 95 W



Order No. T005 34 346 99N

- High productivity (Power unit with 1 channel, 90 W)
- Intuitive use thanks to clear menu structure
- Reduced footprint thanks to stackability
- Grafical backlit LC-Display
- High performance and functionality - many connectable tools
- Automatic standby of tool thanks to integrated acceleration sensor in the tool
- Housing cover useable as storage
- OFF time, Process window, Lock function, Offset



Scope of supply	Order No.	Model	Description
	T005 34 346 99N	WT 1	1-Channel Power Unit, 95 W

# WT 1010

## 1-Channel Soldering Station set, 95 W with soldering iron WTP 90



Order No. T005 34 366 99N

- Power unit WT 1, 1 channel with soldering iron WTP 90 and safety rest WSR 200
- WTP 90: The soldering iron (90 W) for universal use with power response tips. Tip family XNT & XH (high mass tips)
- OFF time, Process window, Lock function, Offset



Scope of supply	Order No.	Model	Description
	T005 15 174 99N	WSR 200	2-in-1 safety rest with metal wool brass and sponge
	T005 29 222 99N	WTP 90	Hybrid soldering iron 90 W, 24 V with Power Response Heating Technology
	T005 34 346 99N	WT 1	1-Channel Power Unit, 95 W
	T005 44 851 99	XNT A	Soldering tip chisel 1,6 x 0,4 mm



## WT 1012

### 1-Channel Soldering Station Set, digital 95 W with soldering iron WSP 80



Order No. T005 34 406 99N

- Power unit WT 1, 1 channel with soldering iron WSP 80 and safety rest WSR 201
- WSP 80 soldering iron (80 W) with Silver-Line tips for all standard soldering applications. Tip family: LT
- OFF time, Process window, Lock function, Offset



Scope of supply	Order No.	Model	Description
	T005 15 175 99N	WSR 201	2-in-1 safety rest with metal wool brass and sponge
	T005 29 161 99N	WSP 80	Soldering iron 80 W, 24 V with Silver-Line Heating Technology
	T005 34 346 99N	WT 1	1-Channel Power Unit, 95 W
	T005 44 405 99	LT B	Soldering tip, chisel, Ø 2,4 x 0,8 mm

## WT 1013

### 1-Channel Soldering Station Set, 95 W with soldering iron WP 80



Order No. T005 34 416 99N

- Power unit WT 1, 1 channel with soldering iron WP 80 and safety rest WSR 201
- WP 80: Soldering iron (80 W) with Silver-Line tips for all standard applications with short tip-to-grip design. Tip family LT
- OFF time, Process window, Lock function, Offset



Scope of supply	Order No.	Model	Description
	T005 15 175 99N	WSR 201	2-in-1 safety rest with metal wool brass and sponge
	T005 29 180 99N	WP 80	Soldering iron 80 W, 24 V with Silver-Line Heating Technology
	T005 34 346 99N	WT 1	1-Channel Power Unit, 95 W
	T005 44 405 99	LT B	Soldering tip, chisel, Ø 2,4 x 0,8 mm



# WT 1014

## 1-Channel Soldering Station Set, 95 W with soldering iron WSP 80 Robust



Order No. T005 34 426 99N

- Power unit WT 1, 1 channel with soldering iron WSP 80 Robust and safety rest WSR 201
- WSP 80 Robust soldering iron (80 W) with power response tips for all standard applications, robust version. Tip family LT
- OFF time, Process window, Lock function, Offset



Scope of supply	Order No.	Model	Description
	T005 15 175 99N	WSR 201	2-in-1 safety rest with metal wool brass and sponge
	T005 29 172 99N	WSP 80 Robust	Soldering iron robust 80 W, 24 V with Silver-Line Heating Technology
	T005 34 346 99N	WT 1	1-Channel Power Unit, 95 W



# WTHA 1 Hot-Air station

## MORE THAN JUST A LOT OF HOT AIR.

One compact, easy-operating station with a smart controller. Temperature-adjustable for diverse rework applications, assuring fast, safe performance.



### TECHNICAL DATA

Channels	1
Dimensions L x W x H (Inches)	8,35 x 6,77 x 4,80 Inch
Dimensions L x W x H (mm)	212 x 172 x 122 mm
Weight (approx.) in kg	1,95 kg
Voltage	230 V
Power	900 W
Protection class	I
Fuse	T 4A
Temperature range (depends on tool) °C	50 - 600
Temperature range (depends on tool) °F	100 - 1000
Temperature accuracy °C	± 30
Temperature accuracy °F	± 54
Temperature accuracy for hot air °C	± 30
Temperature accuracy for hot air °F	± 54
Equipotential bonding	
Interface	-
ESD-safe	✓
Max. hot air flow rate l/min (depends on tool)	50
Control accuracy	± 30°C (± 54°F)
Capacity l/min	5 - 60 l / 20°C 5 - 110 l / 300°C
Compressed air connection	
Equipotential bonding socket	Via 3,5 mm pawl socket on front of device
Display	Graphical backlit LC-Display



### Front-mounted main switch

The front-mounted main switch ensures easy access at all times.



### Multi-function LCD screen

Unique LC display with a detailed overview of all functions. Adjustable background illumination. Power bar graph allows visual monitoring of the output power from the station to the hot air pencil.



### New menu button

Provides ultimate user friendly access to and navigation in the menu structure.



### Stackable units

The WT 1 / WT 1H soldering stations can be stacked on the WTHA 1 hot air station, or on each other, saving space on the workbench.



### 5 Pre-sets / temperature profile

Up to 5 pre-sets are available to define volume, temperature and time settings. With the profile mode activated, the pre-sets can be run in a selected sequential order.





# WTHA 1

## Hot Air Station 900 W

900 W
WT compatible
LOW SOUND LEVEL
56 db (A)

Order No. T005 31 736 99

- 900 W Hot air station for simple repair and heating tasks
- Modern and intuitive operational concept thanks to clear menu structure
- Reduced footprint thanks to stackability
- Electronical controlled temperature
- Accurate adjustment of hot air through brushless turbine
- Up to 5 pre-sets which can be automatically run in a profile
- Housing cover useable as storage
- OFF time, Prozess window, Lock function, Offset
- Unit inkl. safety rest and fixed hot air iron



Scope of supply	Order No.	Model	Description
	T005 87 687 43N	TNR 40	TNR 40 hot air round nozzle Ø 4 mm, for WTHA 1



# WE 1010 Soldering Station

## WELLER EFFICIENCY – THE MOST POWERFUL STATION IN ITS CLASS

With the Efficiency Line WE Weller introduces a new digital 70 W soldering station especially designed for entry level professional soldering tasks, cable assembly and education. Its high power allows a fast heat-up and short recovery time of the iron, improving process speed, efficiency and precision during the soldering process.



### TECHNICAL DATA

Channels	1
Dimensions L x W x H (Inches)	5.91 x 4.72 x 3.86
Dimensions L x W x H (mm)	150 x 120 x 98
Weight (approx.) in kg	1.4
Voltage	230 V
Power	85 W
Protection class	I
Fuse	
Temperature range (depends on tool) °C	100 - 450
Temperature range (depends on tool) °F	200 - 850
Temperature accuracy °C	± 5
Temperature accuracy °F	± 9
Temperature stability °C	± 6
Temperature stability °F	± 10
Interface	
ESD-safe	✓
Display	Digital LC Display



### Powerful, user friendly and cost-efficient

- Powerful with 70 W – gets your soldering job done faster
- Easy to handle high performance iron
- Intuitive navigation
- Low total cost of ownership



### Maximum reliability and protection

- Temperature stability and temperature lock protects tips and components, affording a consistently high quality process with repeatable soldering results
- Flexible, heat resistant silicon cable
- Reinforced safety rest for secure iron storage



### Power switch on the front

Convenient on/off control



### Menu control buttons

Intuitive navigation of temperature, password protection, standby and auto setback modes



### ET tip family

Wide range of longlife ET tips



# WE 1010

## 1-Channel Power Unit, digital, 70 W



Order No. T005 32 986 99

- Power unit, 1 channel with soldering iron WEP 70 and safety rest PH 70
- 70 W solder iron with ergonomic handle and providing toolless tip change
- ESD safe station, iron and heat-resistant silicon cable for safe handling
- Using ET soldering tips
- Standby mode and auto setback conserves energy, protects equipment
- Password-protected to preserve settings
- Change hot tips out by hand by twisting the plastic knurled nut on the soldering pencil without an additional tool.



Scope of supply	Order No.	Model	Description
	4ETA-1	ET A	Soldering Tip Chisel 1,6 mm Width 1,6 mm Thickness 0,7 mm
	T005 87 707 06	PH 70	Safety rest for WEP 70
	T005 87 707 15	WEP 70	Soldering iron, 70 W with toolless tip change, ergonomic handle and heat-resistant silicon cable
	TC205	TC205	Cleaning sponge for WEP 70 safety rest



# WSM 1C Mobile soldering

## THE PROFESSIONAL SOLDERING STATION WITH RECHARGEABLE BATTERIES

"Just the thing" for users who need a small but professional tool for use in remote locations. Perfect for labs and productions.



### TECHNICAL DATA

Channels	1
Dimensions L x W x H (Inches)	5,39 x 4,33 x 2,17 Inch
Dimensions L x W x H (mm)	137 x 110 x 55
Weight (approx.) in kg	0.41
Voltage	100-240 V AC / 12 V DC
Power	50 W
Protection class	III
Fuse	T5A
Temperature range (depends on tool) °C	100 - 400
Temperature range (depends on tool) °F	210 - 750
Temperature accuracy °C	± 9
Temperature accuracy °F	± 17
Temperature stability °C	± 5
Temperature stability °F	± 9
Interface	
ESD-safe	✓
Display	Touch-Sensor-Technology

## Car adapter

### Car adapter for recharge via 12 V board net.

Order No. T0058751880N



## WSM 1C

**WSM 1C - Rechargeable soldering station with micro soldering iron WMRP and soldering tip RT 3, chisel 1,3 mm and safety rest KH 17 with dry cleaner**

50 W

Order No. T005 32 936 99N

- Solution for service technicians
- 50 W
- Recharged in 20 minutes.



### Scope of supply

Order No.	Model	Description
	WSM 1C Unit	Rechargeable soldering station
T005 15 166 99	KH 17	Safety Rest for WSM 1/1C soldering iron.
T005 29 171 99N	WMRP	Micro soldering iron WMRP 40 W, 12 V (hand piece without tips) for Active-Tip Heating Technology
T005 44 603 99N	RTM 013 S	Standard soldering tip, chisel 1,3 x 0,4 mm



# BGA / QFP Repair systems

## HIGHEST PRECISION

Weller provides efficient coverage for the entire reworking process with its repair and rework systems: Desoldering, pad cleaning, positioning and soldering in. Thanks to state-of-the-art camera technology, even small components can be manually positioned and repaired—with the greatest precision and absolute reliability along with optimum process control.



### Ion trap

An ion trap provides hot air free of charge carriers.



### Hot air pencils

The powerful, ergonomic hot-air pencils enable precise and efficient work. The extensive range of nozzles for these tools make them suitable for extensive application areas.



### Optimum precision

The state-of-the-art technology in Weller heat guns provides optimum precision when soldering and desoldering SMD assemblies. This take advantage of Weller's patented nozzle technology.





**+ MULTIFUNCTIONAL COMPONENT SIZES**

**+ EASY-TO-USE**



**+ COMPACT DESIGN**



**Heating from above: selective and sensitive**

The hot gas heater with patented nozzle system coupled with digital control electronics for temperature monitoring and regulation of the air flow rate facilitates the finely metered supply of heat to the components. A temperature sensor placed directly in the hot gas nozzle prevents thermal overload of the component and efficiently regulates the top heater, providing maximum process control.



**Infra-red bottom heating**

Consistently powerful preheating of the entire assembly with four individually connectible heating zones in accordance with current standards.



**Monitoring software**

The monitoring software determines temperature profiles and facilitates definition of the optimal soldering process.



# WHA 3000 Hot-Air Station

## THE VERSATILE SYSTEM FOR REPAIR AND REWORK OF FINE PITCH AND BGA COMPONENTS.

Performs demanding repair tasks on circuit boards with complex fine-pitch surface mounted components. The advanced control technology coupled with user-friendly operation, guarantees precision of repair productivity and quality.



### TECHNICAL DATA

Channels	1
Dimensions L x W x H (Inches)	10,63 x 9,45 x 4,02 Inch
Dimensions L x W x H (mm)	240 x 270 x 101 mm (9,44 x 10,63 x 3,97 Inch)
Weight (approx.) in kg	14,0 kg
Voltage	230 V
Power	700 W
Protection class	1 (control unit and hand piece hard grounded)
Fuse	T3, 15A
Temperature range (depends on tool) °C	50 - 550
Temperature range (depends on tool) °F	150 - 999
Temperature accuracy °C	± 30
Temperature accuracy °F	± 54
Equipotential bonding	
Interface	Seriell
ESD-safe	✓
Max. hot air flow rate l/min (depends on tool)	50
Air consumption l/min	5 - 100
Vacuum	-0,6 bar
Compressed air connection	400 - 600 kPa
Display	
Operating modes	N.A.
Additional vacuum channel	yes

## WHA 3000V



### Hot-air station 700 W

700 W 

Order No. T005 33 366 99N

- With integrated vacuum
- 700 W Hot-air station
- For compressed air or inert gas



### Scope of supply

Order No.	Model	Description
	WHA 3000 Unit	Hot-air station 700 W
T005 15 043 99N	AKT 30	Safety Rest with Stop+Go function for HAP 3000 hot-air iron
T005 15 049 99N	WHA 3000V / 3000P Nozzle change tool	Nozzle Change Tool WHA 3000V and WHA 3000P
T005 87 507 21N	NQ30	NQ 30 Hot-air nozzle 17,5 x 23,5 mm, four sides heated (Type NQ)
T005 87 577 70	WHA 3000V / 3000P Foot switch	Foot switch 2-stages for WHA 3000V and WHA 3000P



## WHA 3000VS

Hot Air Rework Set with PCB Holder and Preheat Plate for Compressed Air or Inert Gas Operation

700 W

WT  
compatible



Order No. T005 33 596 99N

- 700 W
- For use with inert gas



Scope of supply	Order No.	Model	Description
	T005 33 165 99N	WBHS PCB board holder with stand	PCB board holder with stand for WHA 3000P, WHA 3000V and WTHA 1
	T005 33 366 99N	WHA 3000V	Hot-air station 700 W
	T005 33 386 99N	WHP 3000 Infrared preheating plate	Infrared preheating plate 600 W with Easy Fix board holder

## WHA 3000PS

Hot Air Station Set, 700 W

700 W

WT  
compatible



Order No. T005 33 556 99N

- 700 W
- Integrated turbine
- Set with Infrared preheating plate and circuit board holder



Scope of supply	Order No.	Model	Description
	T005 33 165 99N	WBHS PCB board holder with stand	PCB board holder with stand for WHA 3000P, WHA 3000V and WTHA 1
	T005 33 346 99N	WHA 3000P Set	Hot air station 700 W / 230 V
	T005 33 386 99N	WHP 3000 Infrared preheating plate	Infrared preheating plate 600 W with Easy Fix board holder

Soldering Stations

Soldering iron and safety rest

Soldering tips and nozzles

Preheating plates

Soldering bathes

Circuit board holder

Solder feeder

Hot air heating gun

Temperature measuring

Accessories



# WQB 4000 Repair system

## MAXIMUM PRECISION. MAXIMUM FLEXIBILITY. MAXIMUM USER-FRIENDLINESS.

Weller's WQB 4000 repair and rework station combines a completely new design with state-of-the-art split optic camera technology to provide users with absolute reliability, optimum process control and enhanced ease of use. The system was engineered to bring nely tuned balance of automated technology for component pick-up and positioning with a semi-automated rework cycle.



### TECHNICAL DATA

Dimensions L x W x H (Inches)	24,8 x 24,8 x 25,6 (static)
Dimensions L x W x H (mm)	692 x 580 x 680 (static)
Voltage	230 V / 50-60 Hz
Power	2300 W
Protection class	1
Temperature accuracy °C	
Temperature accuracy °F	
Air consumption l/min	60 - 100
Compressed air connection	Compressed air hose outer diameter 6 mm (0,24")
Rated output of top heating (W)	700
Bottom heating	large 1600 W (260 x 260 mm) small 400 W (120 x 120 mm) (switchable)
Flow control	infinitely 5 - 50 l/min
Noise level (distance 1 m) dB(A)	< 69
Size (mm)	
ESD-safe	✓
Space requirement/ workspace L x W x H (mm)	Dynamic: 1030 x 580 x 680
Space requirement/workspace L x W x H (Inches)	43,3 x 25,6 x 26,8
Positioning aid	split optics
Optical positioning	✓
Recommended component size (mm)	4,5 x 4,5 - 50 x 50
Weight (approx.) in kg	40


## WQB 4000SOPS

### BGA/SMT Rework system 2300 W

2300 W  < 69 db(A) 

Order No. T005 33 705 99

- 2300 W / 230 V
- BGA / SMT Rework system
- For component placement with placing system camera support



### Scope of supply

Order No.	Model	Description
T005 87 137 98	Vacuum insert Ø 10 mm	Vacuum insert Ø 10 mm
T005 87 137 99	Vacuum insert Ø 4,5 mm	Vacuum insert Ø 4,5 mm
T005 87 549 70	NQ adapter	NQ adapter only for WQB 2000/3000/4000
T005 87 557 82	Thermocouple Type K, Ø 0,1 mm	Thermocouple Type K, Ø 0,1 mm



# WTQB 1000 Repair system

PRECISE. FLEXIBLE. ONE-OF-A-KIND.

The WTQB 1000 SMD rework system provides complete rework process steps: desoldering, pad-cleaning, positioning and soldering. Thanks to an integrated camera, even the smallest parts can be manually placed and repaired with highest precision.



## TECHNICAL DATA

Dimensions L x W x H (Inches)	25,98 x 14,17 x 15,35
Dimensions L x W x H (mm)	660 x 360 x 390
Voltage	230 V / 50 Hz
Power	
Protection class	1
Air consumption l/min	35 - 85
Compressed air connection	Air hose 6 mm (0,24")
Rated output of top heating (W)	300
Bottom heating	
Flow control	2 - 35 l/min
Noise level (distance 1 m) dB(A)	58 - 62
Size (mm)	
ESD-safe	✓
Space requirement/ workspace L x W x H (mm)	800 x 500 x 400
Space requirement/workspace L x W x H (Inches)	31,5 x 19,7 x 15,7
Positioning aid	Optical positioning frame
Optical positioning	✓
Recommended component size (mm)	1 x 1 - 42 x 42
Weight (approx.) in kg	22

## WTQB 1000 Rework Station

### SMD Rework System



Order No. T005 33 886 99

- Enables the user to easily and efficiently perform desoldering, pad-cleaning, positioning and soldering
- Camera supported positioning system enables high-precision work even on very small components
- Component size in mm: 1 x 1 - max. 42 x 42
- Full rework cycle capability meets highest repeatability and reproducibility of results
- No optical calibration needed
- Complete tools portfolio and exceptionally wide portfolio of accessories available





# Advanced Automation by the soldering experts


HIGHEST PRECISION. SUPERIOR RELIABILITY.  
INCREASED PRODUCTIVITY. ALL FROM ONE SOURCE.

More than half a century of experience in soldering and superiority in innovation, allows us to take our customers to the next step in achieving production excellence. The new WTBR 1000 Benchtop Robot represents a one-of-a-kind synergy of precision, reliability, and productivity of soldering tasks.


## PRECISION



**LED illuminated camera** enables high-precision soldering with superior quality control




**"On point" solder feeder** next to the iron smoothly pulls the solder wire through the tube



**Robust, sturdy construction** protects the unit from disruptive movement or vibration  

## PRODUCTIVITY



**Double drawer system** for continuous production





**WT 1H soldering station:** the brain behind the robot: 150 W, precise temperature control and stability.


## RELIABILITY



**Easy to learn and use software**



**Safety cover fully encloses the integrated fume extraction system,** protecting the user, workpiece, and equipment



**Working area** allows maximum flexibility (Drawer height 100 mm)



### Fully-enclosed system offers triple protection

Being a fully-enclosed system, with integrated fume extraction, the WTBR 1000 Benchtop Robot allows our customers to achieve the highest level of safety: protecting the operator, the workpiece (PCB) and the machine.



### Double drawer system

A double drawer system allows continuous production thereby providing much higher process throughput, improving productivity and offering flexibility.



### Easy to learn and use software

Enabling operators to start using the unit comfortably and quickly.



### “On point” solder feeder

The solder feeder is designed to be in close proximity to the workpiece (PCB), pulling the wire rather than pushing it through the feeder tube.



### WT 1H soldering station

The WTBR 1000 is equipped with Weller's high performance WT Line soldering tools, ensuring consistent quality of solder joints.



### Integrated cleaning tool process

Metal brushes clean soldering tips



### LED illuminated camera

Enables high-precision soldering with superior quality control.



### Integrated fume extraction system

Safety cover fully encloses the integrated fume extraction system, protecting the user, workpiece, and equipment.



# WTBR 1000 Solder Robot

## ADVANCED AUTOMATION BY THE SOLDERING EXPERTS

Highest precision. Superior reliability. Increased productivity. All from one source.

The WTBR 1000 represents a one-of-a-kind synergy of precision, reliability, and productivity of soldering tasks.

Based on the proven component of the Weller portfolio, the system allows continuous production and thereby providing a significantly higher process throughput, improving productivity and offering flexibility.



### TECHNICAL DATA

Dimensions L x W x H (Inches)	43,3 x 35,4 x 37,4
Dimensions L x W x H (mm)	1100 x 900 x 950
Voltage	200-230VAC / 50-60Hz
Two drawer working area (mm)	400 x 220 x 100 (each drawer 200 x 220 x 100)
Two Drawer working are (Inches)	15.75 x 8.66 x 3.9 (each drawer 7.9 x 8.66 x 3.9)
Two drawers (mm)	600 x 460 x 100 (each drawer 300 x 460 x 100)
Two drawers (Inches)	23.6 x 18.11 3.9 (each drawers 11.8 x 18.11 x 3.9)
Accura in $\mu\text{m}$	20
Speed	max. 200 mm/s (7.9 in/s)
Housing	Integrated
Solder wire $\varnothing$ in mm	0,5 - 1,5
Solder wire $\varnothing$ in Inch	0.02 - 0.06
Solder wire feeder speed	2 - 32 mm/s (0.08 - 1.25 in/s)
Soldering tool (standard)	WT 1H + HER 120
Fume extraction, incl.	Weller LL150
Weight (approx.) in kg	205
ESD-safe	✓



# WTBR 1000 230 V

## WTBR 1000 Soldering Robot



Order No. T005 13 985 99

- Highest soldering precision and superior reliability due to integrated Weller Technology Line soldering tools, as well as the solder feeder being in close proximity to the workpiece and an integrated LED illuminated camera
- Maximizing productivity thanks to double drawer system enabling continuous production
- Allows significant cost savings versus hand soldering
- Simple programming and data capturing
- Easy to learn and use software
- Safety cover fully encloses the integrated fume extraction system, protecting the user, workpiece, and equipment
- The robust and sturdy construction delivers precise solder joints at any time
- The fully-enclosed system provides a complete and CE-compliant solution to the customer



Scope of supply	Order No.	Model	Description
	FT-L15N	Laser Line LL 150	Laser extraction unit, 100- 240 V / 60 Hz
	T005 34 356 99N	WT 1H	1-Channel Power Unit, 150 W

Accessories	Order No.	Model	Description
	T005 13 860 99	WSW SAC M1 1,6 mm	WSW SAC M1 solder wire, Ø 1,6 mm, 500 gr.
	T005 13 861 99	WSW SAC M1 1,2 mm	WSW SAC M1 solder wire, Ø 1,2 mm, 500 gr.
	T005 13 862 99	WSW SAC M1 1,0 mm	WSW SAC M1 solder wire, Ø 1,0 mm, 500 gr.
	T005 13 863 99	WSW SAC M1 0,8 mm	WSW SAC M1 solder wire, Ø 0,8 mm, 500 gr.
	T005 13 864 99	WSW SAC M1 0,5 mm	WSW SAC M1 solder wire, Ø 0,5 mm, 500 gr.
	T005 13 866 99	WSW SAC L0 1,6 mm	WSW SAC L0 solder wire, Ø 1,6 mm, 500 gr.
	T005 13 867 99	WSW SAC L0 1,2 mm	WSW SAC L0 solder wire, Ø 1,2 mm, 500 gr.
	T005 13 868 99	WSW SAC L0 1,0 mm	WSW SAC L0 solder wire, Ø 1,0 mm, 500 gr.
	T005 13 869 99	WSW SAC L0 0,8 mm	WSW SAC L0 solder wire, Ø 0,8 mm, 500 gr.
	T005 13 870 99	WSW SAC L0 0,5 mm	WSW SAC L0 solder wire, Ø 0,5 mm, 500 gr.
	T005 44 723 99	XTR A	Soldering tip with twist lock, chisel, 1,6 x 0,7 mm
	T005 44 724 99	XTR B	Soldering tip with twist lock, chisel, 2,4 x 0,8 mm
	T005 44 725 99	XTR C	Soldering tip with twist lock, chisel, 3, 2 x 0, 8 mm
	T005 44 726 99	XTR D	Soldering tip with twist lock, chisel, 4,6 x 0,8 mm
	T005 44 727 99	XTR E	Soldering tip with twist lock, chisel, 5,9 x 1,2 mm
	T005 44 728 99	XTR M	Soldering tip with twist lock, chisel, 3,2 x 1,2 mm
	T005 87 637 30N	HER 120	Heating Element 120 W for Soldering Robot Application with WT 1H/PUD 151R



# Soldering iron and Safety rests

## THE PERFECT DUO FOR ALL SOLDERING APPLICATIONS

Weller soldering irons and safety rests are perfectly matched to guarantee optimum performance of the tools. The safe option for putting down the soldering iron protects against damage and increases the service life of the tools.

The Stop + Go safety rests and integrated sensors in the soldering irons provide for high energy savings. Weller soldering irons and safety rests—the perfect duo for optimum soldering results in the modern manufacturing industry and its diverse requirements.



 **PERFECT  
SOLDER JOINTS**



### Versatile

The ergonomic design and outstanding performance capacity of Weller soldering irons makes them versatile and able to be used for everything from the smallest soldering points to work with high heat requirements.



### Precise

Weller soldering irons provide the highest precision with the shortest warm-up time.



### Active-tip technology



Jobs with high heat requirements which standard tools cannot handle, for example micro soldering work under a microscope.

### Silver-line technology



For universal applications in which tip prices play a big role: LT tips are the most cost-effective in the whole product line

### Response technology



Soldering SMD components for small solder pads with increased heat demand.



Soldering SMD components for small solder pads with increased heat requirements.

 EASY-TO-USE



 SAFE



#### Efficient

Quick and easy tip change without any extra tools.




#### 2-in-1 WSR safety rest

The soldering iron holder can be rotated 180°. The user can choose between wet and dry tip cleaning.

# Weller HEATING TECHNOLOGIES

CONCENTRATED POWER AT THE TIP.



SOLDER PAD SIZE



## 3 STEPS TO THE PERFECT TOOL!



Weller  
#toolselector



Find the right iron on the web:  
[Weller toolselector](#)



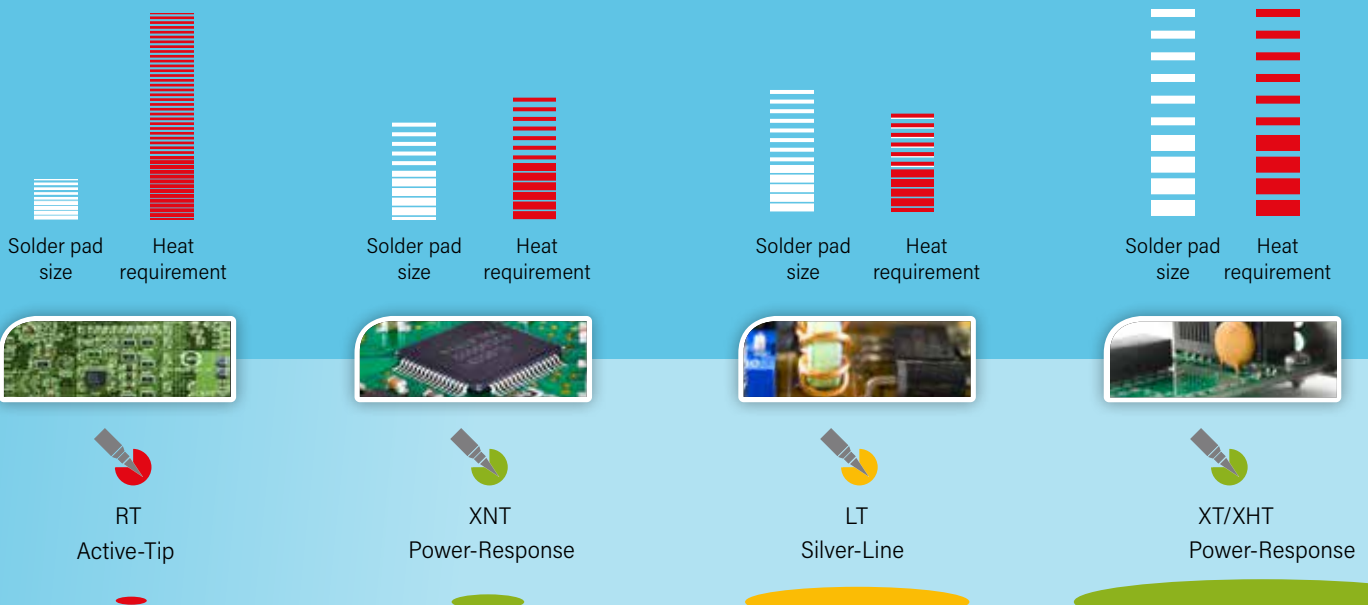
## DO I HAVE THE RIGHT TOOL FOR MY APPLICATION?

Weller  
#applicationfinder



Find the right technology on the web:  
[Weller Application Finder](#)

# Weller® TECHNOLOGY OVERVIEW





# Soldering Irons

## WX LINE

### WXP 65 Set



Soldering iron 65 W, 24 V with safety rest

65 W
WX compatible
TRACEability qualified
Power Response

XNT

Order No. T005 29 212 99N

- Intelligent soldering Iron 65 W, 24 V
- For small and medium components with average energy demand
- For fine solder jobs with WX stations
- Parameter memory such as standby temperatures, automatic switch-off time
- Reduces total costs of ownership due to motion sensor
- Visual process control through LED signal function
- Interchangeable XNT soldering tips at low cost prices
- Power Response heating technology with improved sensor position
- Fast reaction time



Scope of supply	Order No.	Model	Description
	T005 15 121 99N	WDH 10	Safety rest with dry cleaner
	T005 29 211 99N	WXP 65	Soldering iron 65 W, 24 V with Power-Response Heating Technology
	T005 44 851 99	XNT A	Soldering tip chisel 1,6 x 0,4 mm

Accessories	Order No.	Model	Description
	T005 87 657 58N	Barrel for WP 65 and WXP 65	Barrel for WP 65 and WXP 65
	T005 87 657 67N	Barrel for bent for WXP 65 and WP 65	Barrel for bent for WXP 65 and WP 65



# WXP 80 Set

Soldering iron 80 W, 24 V with Silver-Line Heating Technology



Order No. T005 29 209 99N

- 80 W, 24V
- For medium components with high energy demand
- For universal soldering jobs with WX stations
- Parameter memory such as standby temperatures, automatic switch-off time
- Reduces total costs of ownership due to motion sensor
- Visual process control through LED signal function
- Extensive range of LT soldering tips
- Silver-Line heating technology
- Fast heating up
- Intelligent Soldering Iron 80 W, 24 V



Scope of supply	Order No.	Model	Description
	T005 15 121 99N	WDH 10	Safety rest with dry cleaner
	T005 29 208 99N	WXP 80	Soldering iron 80 W, 24 V with Silver-Line Heating Technology
	T005 44 405 99	LT B	Soldering tip, chisel, Ø 2,4 x 0,8 mm

Soldering Stations

Soldering iron and safety rest

Soldering tips and nozzles

Preheating plates

Soldering baths

Circuit board holder

Solder feeder

Hot air heating gun

Temperature measuring

Accessories



# WXP 90 Set

Hybrid soldering iron WXP 90 with safety rest

90 W
WX compatible
TRACEability qualified
Power Response

XNT

Order No. T005 29 225 99N

- Intelligent hybrid soldering iron 90 W, 24 V
- For small and medium components with high energy demand
- For challenging solder jobs with WX stations
- Parameter memory such as standby temperatures, automatic switch-off time
- Reduces total costs of ownership due to motion sensor
- Visual process control through LED signal function
- Interchangeable heating element including XNT soldering tip provides flexibility
- Interchangeable XNT soldering tips at low cost prices
- Power Response heating technology with improved sensor position
- Fast heating up



Scope of supply	Order No.	Model	Description
	T005 15 171 99N	WDH 51	Safety rest with dry cleaner for WXMP Micro soldering iron
	T005 29 224 99N	WXP 90	Hybrid soldering iron 90 W, 24 V with Power Response Heating Technology
	T005 44 851 99	XNT A	Soldering tip chisel 1,6 x 0,4 mm
	T005 87 687 26N	Tip Changing Tool for WTP/WXP 90 soldering tips	Tip Changing Tool for changing straight XNT series tips on WTP/WXP 90 iron

Accessories	Order No.	Model	Description
	T005 29 185 99N	FE Attachment with tube Ø 4, 5 mm	FE Attachment with tube, Ø 4,5 mm, for WP 80, WSP 80, WMP, WMRP/WXMP, MLR 80
	T005 87 687 24N	Barrel for XNT tips for WTP/WXP 90	Barrel for XNT tips for WTP/WXP 90
	T005 87 687 25N	Heating Element WTP/WXP 90	Heating Element WTP/WXP 90
	T005 87 687 65	Barrel for bent XNT tips for WTP/WXP 90	Barrel for bent XNT tips for WTP/WXP 90
	T005 87 687 79	XH Spring Barrel	Barrel for WTP90/WXP90 XH Tips



# WXP 120 Set



## Soldering iron Set WXP 120 with safety rest

120 W
WX compatible
TRACEability quantified
Power Response

XT
Warning icon

Order No. T005 29 202 99N

- Intelligent soldering iron 120 W, 24 V
- For small and large components (High Mass) with high energy demand
- Allrounder for WX stations
- Parameter memory such as standby temperatures, automatic switch-off time
- Reduces total costs of ownership due to motion sensor
- Visual process control through LED signal function
- Interchangeable XT soldering tips at low cost prices
- Power Response heating technology with improved sensor position
- Fast reaction time



Scope of supply	Order No.	Model	Description
	T005 15 121 99N	WDH 10	Safety rest with dry cleaner
	T005 29 201 99N	WXP 120	Soldering iron 120 W, 24 V with Power-Response Heating Technology
	T005 44 704 99	XT B	Soldering tip chisel Ø 2,4 mm

Accessories	Order No.	Model	Description
	T005 29 214 99N	FE Attachment with tube WXP 65, WXP 120	FE Attachment with tube Ø 6,5 mm for WXP 65/WP 65 and WXP 120/WP 120 soldering irons
	T005 87 657 11N	Barrel WXP 120	Barrel for WXP 120
	T005 87 657 66N	Barrel for bent WXP 120	Barrel for bent for WXP 120

Soldering Stations

Soldering iron and safety rest

Soldering tips and nozzles

Preheating plates

Soldering baths

Circuit board holder

Solder feeder

Hot air heating gun

Temperature measuring

Accessories



# WXP 120 Solar



Soldering iron WXP 120 with 2,5 m connection cable, without safety rest

120 W
WX compatible
TRACEability qualified
Power Response

XT
Warning icon



Order No. T005 29 210 99N

- Intelligent soldering iron 120 W, 24 V
- Soldering of solar modules with WX stations
- Parameter memory such as standby temperatures, automatic switch-off time
- Reduces total costs of ownership due to motion sensor
- Visual process control through LED signal function
- Interchangeable XT soldering tips at low cost prices
- Power Response heating technology with improved sensor position
- Fast reaction time

Scope of supply	Order No.	Model	Description
	T005 29 201 99N	WXP 120	Soldering iron 120 W, 24 V with Power-Response Heating Technology
	T005 44 730 99	XT DDH45	Soldering tip, sloped 45°, Ø 4 mm

Accessories	Order No.	Model	Description
	T005 87 657 11N	Barrel WXP 120	Barrel for WXP 120
	T005 87 657 66N	Barrel for bent WXP 120	Barrel for bent for WXP 120





# WXP 200 Set



## Soldering iron WXP 200 with safety rest

200 W
WX compatible
TRACEability
Power Response

XHT

Order No. T005 29 206 99N

- Intelligent soldering iron 200 W, 24 V
- For very large components (Shielding) with high/ medium energy demand
- Most efficient soldering iron for WX stations
- Parameter memory such as standby temperatures, automatic switch-off time
- Reduces total costs of ownership due to motion sensor
- Visual process control through LED signal function
- Interchangeable XHT soldering tips at low cost prices
- Power Response heating technology with improved sensor position
- Fast reaction time



Scope of supply	Order No.	Model	Description
	T005 15 158 99N	WDH 31	Safety rest with dry cleaner for WP 200 and WXP 200 soldering iron
	T005 29 205 99N	WXP 200	Soldering iron 200 W, 24 V with Power-Response Heating Technology
	T005 44 801 99	XHT D	Soldering tip, chisel, 5,0 x 1,2 mm

Accessories	Order No.	Model	Description
	T005 87 637 25N	Barrel WP/WXP 200	Barrel for WP 200 and WXP 200

Soldering Stations

Soldering iron and safety rest

Soldering tips and nozzles

Preheating plates

Soldering baths

Circuit board holder

Solder feeder

Hot air heating gun

Temperature measuring

Accessories



# WXPP Set

## Pico Soldering Iron WXPP with safety rest

40 W
WX compatible
TRACEability qualified
Active Tip
RTP



Order No. T005 29 227 99

- Intelligent Pico soldering iron 40 W, 12 V
- For very small components
- For miniature works under a microscope
- For WX station
- Parameter memory such as standby temperatures, automatic switch-off time
- Reduces total costs of ownership due to motion sensor
- RTP solder tips can be changed quickly and easily
- Active Tip (Cartridge)-System allows exchange of soldering tip despite a hot soldering iron
- Extremely short heating time



Picture similar

Scope of supply	Order No.	Model	Description
	T005 01 041 99	RTP 004 S	RT Pico tip, chisel 0.4mmx0.2mm
	T005 15 182 99	WSR 208	2-in-1 safety rest with metal wool brass and sponge
	T005 29 226 99	WXPP	Micro soldering iron WXPP 40 W, 12 V (hand piece without tips) for Active-Tip Heating Technology



# WXPP MS Set

## Pico Soldering Iron WXPP MS with safety rest



Order No. T005 29 229 99

- Intelligent Pico soldering iron 40 W, 12 V
- Military Standard (MIL-SPEC)
- For very small components
- For miniature works under a microscope
- For WX station
- Parameter memory such as standby temperatures, automatic switch-off time
- Reduces total costs of ownership due to motion sensor
- RTP MS solder tips can be changed quickly and easily
- Active Tip (Cartridge)-System allows exchange of soldering tip despite a hot soldering iron
- Extremely short heating time



Picture similar

Scope of supply	Order No.	Model	Description
	T005 01 023 99	RTP 004 S MS	RT Pico tip, chisel 0.4mm×0.2mm, MIL-SPEC
	T005 15 182 99	WSR 208	2-in-1 safety rest with metal wool brass and sponge
	T005 29 228 99	WXPP MS	Micro soldering iron WXPP MS 40 W, 12 V (hand piece without tips) for Active-Tip Heating Technology

Soldering Stations

Soldering iron and safety rest

Soldering tips and nozzles

Preheating plates

Soldering baths

Circuit board holder

Solder feeder

Hot air heating gun

Temperature measuring

Accessories



# WXMP Set

## Micro soldering iron WXMP with safety rest

40 W (55 W<sub>RT 11</sub>)
WX compatible
TRACEability qualified
Active Tip

RTM

Order No. T005 29 204 99N

- Intelligent Micro soldering iron 40 W, 12 V
- For very small components with high energy demand
- For miniature works under a microscope
- For WX station
- Parameter memory such as standby temperatures, automatic switch-off time
- Reduces total costs of ownership due to motion sensor
- RT solder tips can be changed quickly and easily
- Active Tip (Cartridge)-System allows exchange of soldering tip despite a hot soldering iron
- Extremely short heating time



Scope of supply	Order No.	Model	Description
	T005 15 171 99N	WDH 51	Safety rest with dry cleaner for WXMP Micro soldering iron
	T005 29 203 99N	WXMP	Micro soldering iron WXMP 40 W, 12 V (hand piece without tips) for Active-Tip Heating Technology
	T005 44 603 99N	RTM 013 S	Standard soldering tip, chisel 1,3 x 0,4 mm



# WXMP MS Set

## Micro soldering iron WXMP MS with safety rest

40 W (55 W RT 11MS)
WX compatible
TRACEability qualified
Active Tip

RTM

Order No. T005 29 217 99N

- Intelligent Micro soldering iron 40 W, 12 V
- Military Standard
- For very small components with high energy demand
- For miniature works under a microscope
- Excellent heat transfer and sensors
- Parameter memory such as standby temperatures, automatic switch-off time
- Reduces total costs of ownership due to motion sensor
- RT solder tips can be changed quickly and easily
- Active Tip (Cartridge)-System allows exchange of soldering tip despite a hot soldering iron
- Extremely short heating time



Scope of supply	Order No.	Model	Description
	T005 15 171 99N	WDH 51	Safety rest with dry cleaner for WXMP Micro soldering iron
	T005 29 213 99N	WXMP MS	Mikro-Lötkolben WXMP MS 40 W, 12 V (Handstück ohne Lötspitze) für Active-Tip Heizkörper Technologie
	T005 44 616 99N	RTM 013 S MS	Soldering tip, chisel 1,3 x 0,4 mm

Soldering Stations

Soldering iron and safety rest

Soldering tips and nozzles

Preheating plates

Soldering bathes

Circuit board holder

Solder feeder

Hot air heating gun

Temperature measuring

Accessories



# WXUP MS Set

## Ultra soldering iron WXUP MS with safety rest

150 W
WX compatible
TRACEability quantified
Active Tip
RTU


Order No. T005 29 231 99

- Intelligent Ultra soldering iron 150 W, 24 V
- Military Standard (MIL-SPEC)
- For very big components with high energy demand
- For WX station
- Parameter memory such as standby temperatures, automatic switch-off time
- Reduces total costs of ownership due to motion sensor
- RTU MS solder tips can be changed quickly and easily
- Active Tip (Cartridge)-System allows exchange of soldering tip despite a hot soldering iron
- Extremely short heating time



Scope of supply	Order No.	Model	Description
	T005 01 060 99	RTU 032 S MS	RT Ultra tip, chisel short 3.2mm×0.8mm, MIL-SPEC
	T005 15 174 99N	WSR 200	2-in-1 safety rest with metal wool brass and sponge
	T005 29 230 99	WXUP MS	Ultra soldering iron WXUP MS 150 W, 24 V (handle without tips) for Active-Tip Heating Technology





# WXMT Set



## Micro desoldering tweezers WXMT with safety rest

80 W (2 x 40 W)
WX compatible
TRACEability qualified
Active Tip

RTW
⚠️

Order No. T005 13 178 99N

- Intelligent Micro desoldering tweezers 2 x 40 W, 12 V
- For soldering and desoldering of SMD components with high energy demand
- Slim tweezers for excellent de-/soldering works, tweezer is compatible with all WX Stations.
- Parameter memory such as standby temperatures, automatic switch-off time
- Reduces total costs of ownership due to motion sensor
- RTW solder tips can be changed quickly and easily
- Active Tip (Cartridge)-System allows exchange of soldering tip despite a hot soldering iron
- Extremely short heating time
- Standby function
- Excellent reaction time



Scope of supply	Order No.	Model	Description
	T005 13 177 99N	WXMT	Micro desoldering tweezers 2 x 40 W, 12 V (hand piece without tips) for Active-Tip Heating Technology
	T005 15 169 99N	WDH 60	Safety rest with dry cleaner for WXMT Micro desoldering tweezers
	T005 44 652 99N	RTW 2 45°	Soldering tip set 0,7 x 0,4 mm, 45°

Soldering Stations

Soldering iron and safety rest

Soldering tips and nozzles

Preheating plates

Soldering baths

Circuit board holder

Solder feeder

Hot air heating gun

Temperature measuring

Accessories



# WXMT MS Set



**Micro desoldering tweezers 2 x 40 W, 12 V with Active-Tip Heating Technology.**

**80 W (2 x 40 W)**
**WX**  
compatible
**TRACEability**  
Micro qualified
**Active Tip**

**RTW**

Order No. T005 13 203 99N

- Intelligent Micro desoldering tweezers 2 x 40 W, 12 V
- Military Standard (MS)
- RTW Soldering tips grounded separately
- For soldering and desoldering of SMD components with high energy demand
- Slim tweezers for excellent De-/soldering works, tweezer is compatible with all WX Stations.
- Parameter memory such as standby temperatures, automatic switch-off time
- Reduces total costs of ownership due to motion sensor
- Schneller, werkzeugloser Lötspitzenwechsel der RTW Lötspitzen
- Active Tip (Cartridge)-System allows exchange of soldering tip despite a hot soldering iron



Scope of supply	Order No.	Model	Description
	T005 13 179 99N	WXMT MS	Mikro-Entlötpinzette WXMT MS 2 x 40 W, 12 V (Handstück ohne Lötspitze) für Active-Tip Heizkörper Technologie.
	T005 15 169 99N	WDH 60	Safety rest with dry cleaner for WXMT Micro desoldering tweezers
	T005 44 652 99N	RTW 2 45°	Soldering tip set 0,7 x 0,4 mm, 45°



# Desoldering Irons

## WX LINE

### WXDP 120 Set

Desoldering iron set for horizontal applications, with safety rest



Order No. T005 13 202 99N

- 120 W, 24 V High power desoldering iron
- Heat up time 35 sec only Set-back function
- Push and pull technology: cartridge change with one hand possible
- Programmable, intelligent WX desoldering iron



Scope of supply	Order No.	Model	Description
	T005 13 201 99N	WXDP 120	Desoldering iron 120 W, 24 V
	T005 13 252 99	XDS 3	Desoldering nozzle, Inside Ø 1,0 mm, Outside Ø 2,3 mm, Nozzle length 10,5 mm
	T005 13 254 99	XDS 5	Desoldering nozzle, Inside Ø 1,8 mm, Outside Ø 3,3 mm, Nozzle length 10,5 mm
	T005 15 172 99N	WDH 70	Safety rest with brass cleaning wool WXDP 120 desoldering iron
	T005 87 658 01N	PDN	PDN Pliers for changing nozzles.
Accessories	Order No.	Model	Description
	T005 87 657 73N	Maintenance set for WXDP/DSX 120	Maintenance set for WXDP 120 and DSX 120



# WXDP 120 Robust



Desoldering iron robust for horizontal applications, without safety rest

120 W
WX compatible
TRACEability qualified
XDS



Order No. T005 13 206 99N

- 120 W, 24 V
- Integrated solder-deflector
- Heat up time 35 sec only, set-back function
- With excenter fixture
- Safety rest must be ordered separately.

Scope of supply	Order No.	Model	Description
	T005 13 201 99N	WXDP 120	Desoldering iron 120 W, 24 V
	T005 13 250 99	XDS 1	Desoldering nozzle Inside Ø 1, 4 mm, Outside Ø 2, 5 mm, Nozzle length 10, 5 mm
	T005 87 657 72	Conus cleaner for WXDP/WXDV 120 & DSX 120	Conus cleaner for WXDP 120 / WXDV 120 / DSX 120

Accessories	Order No.	Model	Description
	T005 87 657 73N	Maintenance set for WXDP/DSX 120	Maintenance set for WXDP 120 and DSX 120
	T005 87 658 01N	PDN	PDN Pliers for changing nozzles.



# WXDV 120 Set



Desoldering iron set for vertical applications, with safety rest



Order No. T005 13 205 99N

- 120 W, 24 V
- Temperature range 100 °C - 450 °C
- Heat-up time ca. 35 sec. (100 °C - 350 °C)
- Setback capable
- Blue LED indication light
- Integrated tin collector
- Internal parameter storage (Zero Tolerance)



Scope of supply	Order No.	Model	Description
	T005 13 204 99N	WXDV 120	Desoldering iron 120 W, 24 V
	T005 13 252 99	XDS 3	Desoldering nozzle, Inside Ø 1,0 mm, Outside Ø 2,3 mm, Nozzle length 10,5 mm
	T005 13 254 99	XDS 5	Desoldering nozzle, Inside Ø 1,8 mm, Outside Ø 3,3 mm, Nozzle length 10,5 mm
	T005 15 153 99N	WDH 40	Safety rest with dry cleaner for DXV 80 and WXDV 120 desoldering iron
	T005 87 418 19	0058741819	Filter cartridge for WXDV 120 (5 pieces)
	T005 87 657 72	Conus cleaner for WXDP/WXDV 120 & DSX 120	Conus cleaner for WXDP 120 / WXDV 120 / DSX 120
	T005 87 657 73N	Maintenance set for WXDP/DSX 120	Maintenance set for WXDP 120 and DSX 120
	T005 87 658 01N	PDN	PDN Pliers for changing nozzles.

Soldering Stations

Soldering iron and safety rest

Soldering tips and nozzles

Preheating plates

Soldering baths

Circuit board holder

Solder feeder

Hot air heating gun

Temperature measuring

Accessories



# Hot Air Irons

## WX LINE

### WXHAP 200 Set



Hot air soldering iron set with safety rest



Order No. T005 27 120 99N

- 200 W, 24 V
- Temperature range 50°C to 550°C
- Blue LED light
- Internal Parameter storage (zero tolerance)
- Hot air flow ionic free



Scope of supply	Order No.	Model	Description
	T005 15 152 99N	WDH 30	Safety rest with dry cleaner
	T005 27 119 99N	WXHAP 200	Hot air iron 200 W, 24 V with hot air nozzle R 06 round Ø 3,0 mm
	T005 87 278 21	R04	R 04 Hot Air Nozzle Round, Ø 1,2 mm, for HAP 1 and HAP 200
	T005 87 278 22	R06	R06 Round Nozzle for HAP 1 and HAP 200, Ø 3.0 mm





# Soldering Iron

## WT LINE

### WP 65 Set



#### Soldering iron WP 65 with safety rest

65 W **WT** compatible **Power Response** **XNT**

Order No. T005 29 216 99N

- Soldering Iron 65 W, 24 V
- For small and medium components with average energy demand
- For fine solder jobs with WT stations and WR rework stations
- Interchangeable XNT soldering tips at low cost prices
- Power Response heating technology with improved sensor position
- Fast reaction time



Scope of supply	Order No.	Model	Description
	T005 15 121 99N	WDH 10	Safety rest with dry cleaner
	T005 29 215 99N	WP 65	Soldering iron 65 W, 24 V with Power-Response Heating Technology
	T005 44 851 99	XNT A	Soldering tip chisel 1,6 x 0,4 mm

Accessories	Order No.	Model	Description
	T005 87 657 58N	Barrel for WP 65 and WXP 65	Barrel for WP 65 and WXP 65
	T005 87 657 67N	Barrel for bent for WXP 65 and WP 65	Barrel for bent for WXP 65 and WP 65



# WP 80 Set



## Soldering iron WP 80 with safety rest

80 W
WT compatible
Silver Line
LT

Order No. T005 29 181 99N

- Soldering Iron 80 W, 24 V with Tip-to-Grip position
- For medium components with high energy demand
- For universal soldering jobs with WT stations and WR rework stations
- Extensive range of LT soldering tips
- Silver-Line heating technology
- Fast heating up



Scope of supply	Order No.	Model	Description
	T005 15 121 99N	WDH 10	Safety rest with dry cleaner
	T005 29 180 99N	WP 80	Soldering iron 80 W, 24 V with Silver-Line Heating Technology
	T005 44 405 99	LT B	Soldering tip, chisel, Ø 2,4 x 0,8 mm

Accessories	Order No.	Model	Description
	T005 87 448 45N	Barrel short for WP 80, spare part	Barrel short (40 mm) for WP 80, spare part, (standard for WP 80)
	T005 87 448 46N	Barrel long for WP 80, spare part	Barrel long (55 mm) for WP 80, spare part



# WP 120 Set



## Soldering iron WP 120 with safety rest

**120 W****WT**  
compatible**Power Response****XT**

Order No. T005 29 194 99N

- Soldering Iron 120 W, 24 V
- For small and large components (High Mass) with high energy demand
- Allrounder for WT stations and WR rework stations
- Interchangeable XT soldering tips at low cost prices
- Power Response heating technology with improved sensor position
- Fast reaction time



### Scope of supply

Order No.	Model	Description
T005 15 161 99N	WDH 10T	Safety rest with Stop+Go function and dry cleaner for WP 65, WP 80 and WP 120 soldering iron
T005 29 193 99N	WP 120	Soldering iron 120 W, 24 V with Power-Response Heating Technology
T005 44 704 99	XT B	Soldering tip chisel Ø 2,4 mm

### Accessories

Order No.	Model	Description
T005 87 637 09N	Barrel for WP 120	Barrel for WP 120
T005 87 658 02N	Barrel for bent for WP 120	Barrel for bent for WP 120

Soldering Stations

Soldering iron and safety rest

Soldering tips and nozzles

Preheating plates

Soldering baths

Circuit board holder

Solder feeder

Hot air heating gun

Temperature measuring

Accessories



# WP 120 Solar



Soldering iron WP 120 with safety rest, with 2,5 m connection cable

120 W
WT compatible
Power Response
XT

Order No. T005 29 207 99N



- Soldering Iron 120 W, 24 V
- Soldering of solar modules with WT stations and WR rework stations
- For small and large components (High Mass) with high energy demand
- Interchangeable XT soldering tips at low cost prices
- Power Response heating technology with improved sensor position
- Fast reaction time

Scope of supply	Order No.	Model	Description
	T005 29 207 99N	WP 120 Solar	Soldering iron WP 120 with safety rest, with 2,5 m connection cable
	T005 44 730 99	XT DDH45	Soldering tip, sloped 45°, Ø 4 mm

Accessories	Order No.	Model	Description
	T005 29 207 99N	WP 120 Solar	Soldering iron WP 120 with safety rest, with 2,5 m connection cable
	T005 87 637 43	Barrel for WP 120 Solar	Barrel for WP 120 Solar



# WP 200 Set



## Soldering iron WP 200 with safety rest

**200 W** **WT compatible** **Power Response** **XHT**

Order No. T005 29 200 99N

- Soldering Iron 200 W, 24 V
- For large components (Shielding) with high energy demand
- Most efficient soldering iron for WT stations and WR rework stations
- Interchangeable XHT soldering tips at low cost prices
- Power Response heating technology with improved sensor position
- Fast reaction time



Scope of supply	Order No.	Model	Description
	T005 15 158 99N	WDH 31	Safety rest with dry cleaner for WP 200 and WXP 200 soldering iron
	T005 29 199 99N	WP 200	Soldering iron 200 W, 24 V with Power-Response Heating Technology
	T005 44 801 99	XHT D	Soldering tip, chisel, 5,0 x 1,2 mm

Accessories	Order No.	Model	Description
	T005 87 637 25N	Barrel WP/WXP 200	Barrel for WP 200 and WXP 200
	T005 87 637 72N	BARREL OPEN WP 200 / WXP 200	Barrel open WP/WXP 200 replacement

Soldering Stations

Soldering iron and safety rest

Soldering tips and nozzles

Preheating plates

Soldering baths

Circuit board holder

Solder feeder

Hot air heating gun

Temperature measuring

Accessories



# WSP 80 Set



## Soldering iron WSP 80 with safety rest

80 W **WT** compatible **Silver Line** **LT**

Order No. T005 33 125 99N

- Soldering Iron 80 W, 24 V with knurled nut for fast tip exchange
- For medium components with high energy demand
- For universal soldering jobs with WT stations and WR rework stations
- Extensive range of LT soldering tips
- Silver-Line heating technology
- Fast heating up



Scope of supply	Order No.	Model	Description
	T005 15 170 99N	KH 18	Safety Rest for WSP 80 soldering iron.
	T005 29 161 99N	WSP 80	Soldering iron 80 W, 24 V with Silver-Line Heating Technology
	T005 44 405 99	LT B	Soldering tip, chisel, Ø 2,4 x 0,8 mm

Accessories	Order No.	Model	Description
	T005 26 098 99N	Extension cord	Extension cord 7-wire, 3 m, up to 80 W, for WMP, WSP 80
	T005 87 447 10N	Barrel for WSP 80 spare part	Barrel for WSP 80 spare part
	T005 87 448 47N	Barrel for Soldering Irons WSP 80	Barrel for Soldering Irons WSP 80, WP 80IG and WP 120IG





# WSP 150 Set



## Soldering iron WSP 150 with safety rest

**150 W****WT**  
compatible**Silver Line****LTH**

Order No. T005 29 189 99N

- 150 W, 24 V
- Ideal for applications with a high temperature demand
- Extensive range of LTH soldering tips
- Silver-Line heating technology



Scope of supply	Order No.	Model	Description
	T005 15 152 99N	WDH 30	Safety rest with dry cleaner
	T005 29 170 99N	WSP 150	Soldering iron 150 W, 24 V with Silver-Line Heating Technology
	T005 44 450 99	LHT F	Soldering Tip Chisel 9,3 x 1,8 mm
Accessories	Order No.	Model	Description
	T005 87 447 95	Tip Nut	Tip Nut for WSP 150

Soldering Stations

Soldering iron  
and safety restSoldering tips  
and nozzles

Preheating plates

Soldering baths

Circuit board holder

Solder feeder

Hot air heating gun

Temperature  
measuring

Accessories



# WTP 90 Set

Hybrid soldering iron WTP 90 with safety rest

90 W
WT  
compatible
Power Response
XNT
⚠

Order No. T005 29 223 99N

- Hybrid soldering iron 90 W, 24 V
- For small and medium components with high energy demand
- For challenging solder jobs with WT stations and WR rework stations
- Reduces total costs of ownership due to motion sensor
- Interchangeable heating element including XNT soldering tip provides flexibility
- Interchangeable XNT soldering tips at low cost prices
- Power Response heating technology with improved sensor position
- Fast heating up



Scope of supply	Order No.	Model	Description
	T005 15 174 99N	WSR 200	2-in-1 safety rest with metal wool brass and sponge
	T005 29 222 99N	WTP 90	Hybrid soldering iron 90 W, 24 V with Power Response Heating Technology
	T005 44 851 99	XNT A	Soldering tip chisel 1,6 x 0,4 mm
	T005 87 687 26N	Tip Changing Tool for WTP/WXP 90 soldering tips	Tip Changing Tool for changing straight XNT series tips on WTP/WXP 90 iron

Accessories	Order No.	Model	Description
	T005 87 687 24N	Barrel for XNT tips for WTP/WXP 90	Barrel for XNT tips for WTP/WXP 90
	T005 87 687 25N	Heating Element WTP/WXP 90	Heating Element WTP/WXP 90
	T005 87 687 65	Barrel for bent XNT tips for WTP/WXP 90	Barrel for bent XNT tips for WTP/WXP 90



# WMRP Set



## Micro soldering iron WMRP with safety rest

40 W (55 W<sub>RT 11</sub>) **WT** compatible **Active Tip** **RTM**

Order No. T005 29 190 99N

- Micro soldering iron 40 W, 12 V
- For very small components with high energy demand
- For miniature works under a microscope
- For rework stations WR 3M and soldering station WT 2M
- RT Soldering tips can be exchanged quickly and easily
- Active Tip (Cartridge)-System allows exchange of soldering tip despite a hot soldering iron
- Extremely short heating time
- Standby function
- Excellent reaction time



Scope of supply	Order No.	Model	Description
	T005 15 156 99N	WDH 50	WDH 50 Safety Rest with Stop+Go Function for WMRP Micro Soldering Pencil with FE-attachment
	T005 29 171 99N	WMRP	Micro soldering iron WMRP 40 W, 12 V (hand piece without tips) for Active-Tip Heating Technology
	T005 44 603 99N	RTM 013 S	Standard soldering tip, chisel 1,3 x 0,4 mm

Accessories	Order No.	Model	Description
	T005 29 185 99N	FE Attachment with tube Ø 4, 5 mm	FE Attachment with tube, Ø 4,5 mm, for WP 80, WSP 80, WMP, WMRP/WXMP, MLR 80
	T005 87 518 16N	WMRH	Holder for RT Tips



# WMRP MS



**Micro soldering iron WMRP MS 40 W, 12 V (handpiece without tips) for Active-Tip Heating Technology**

**40 W (55 W RT 11MS)** **WT compatible** **Active Tip**  **RTM** 

Order No. T005 29 192 99N

- Micro soldering iron 40 W, 12 V
- Military Standard
- For very small components with high energy demand
- For miniature works under a microscope
- For rework stations WR 3M and soldering station WT 2M.
- RT Soldering tips can be exchanged quickly and easily
- Active Tip (Cartridge)-System allows exchange of soldering tip despite a hot soldering iron
- Extremely short heating time
- Standby function
- Excellent reaction time



Scope of supply	Order No.	Model	Description
	T005 29 192 99N	WMRP MS	Micro soldering iron WMRP MS 40 W, 12 V (handpiece without tips) for Active-Tip Heating Technology

Accessories	Order No.	Model	Description
	T005 15 156 99N	WDH 50	WDH 50 Safety Rest with Stop+Go Function for WMRP Micro Soldering Pencil with FE-attachment
	T005 44 616 99N	RTM 013 S MS	Soldering tip, chisel 1,3 x 0,4 mm



# WMRT Set



## Micro desoldering tweezers WMRT with safety rest

80 W (2 x 40 W)

WT  
compatible

Active Tip



RTW



Order No. T005 13 173 99N

- Micro desoldering tweezers 2 x 40 W, 12 V
- For soldering and desoldering of SMD components with high energy demand
- Slim tweezers for excellent De-/soldering, compatible with the rework station WR 3M and WT 2M soldering station
- RTW solder tips can be changed quickly and easily
- Active Tip (Cartridge)-System allows exchange of soldering tip despite a hot soldering iron
- Extremely short heating time
- Standby function
- Excellent reaction time



Scope of supply	Order No.	Model	Description
	T005 13 174 99N	WMRT	Micro desoldering tweezers 2 x 40 W, 12 V (hand piece without tips) for Active-Tip Heating Technology
	T005 15 146 99N	WMRTH	Safety Rest with Stop + Go function for WMRT
	T005 44 652 99N	RTW 2 45°	Soldering tip set 0,7 x 0,4 mm, 45°

Soldering Stations

Soldering iron  
and safety rest

Soldering tips  
and nozzles

Preheating plates

Soldering baths

Circuit board holder

Solder feeder

Hot air heating gun

Temperature  
measuring

Accessories



# WMRT MS



## Micro desoldering tweezers WMRT MS (handpiece without tips) for Active-Tip Heating Technology

**80 W (2 x 40 W)** **WT compatible** **Active Tip** **RTW**

Order No. T005 13 175 99N

- Micro desoldering tweezers 2 x 40 W, 12 V
- Military Standard
- Soldering tips grounded separately
- For soldering and desoldering of SMD components with high energy demand
- Slim tweezers for excellent De-/soldering, compatible with the rework station WR 3M and WT 2M soldering station
- RTW solder tips can be changed quickly and easily
- Active Tip (Cartridge)-System allows exchange of soldering tip despite a hot soldering iron
- Extremely short heating time
- Standby function
- Excellent reaction time



Scope of supply	Order No.	Model	Description
	T005 13 175 99N	WMRT MS	Micro desoldering tweezers WMRT MS (handpiece without tips) for Active-Tip Heating Technology

Accessories	Order No.	Model	Description
	T005 15 146 99N	WMRTH	Safety Rest with Stop + Go function for WMRT
	T005 44 657 99N	RTW 2MS 45°	Soldering tip set, chisel, 0,7 x 0,4 mm, 45°





# WTA 50 Set



## Soldering tweezer set with safety rest

**50 W (2 x 25 W)****WT**  
compatible**Silver Line****WTA**

Order No. T005 33 133 99N

- Heated Desoldering Tweezers with 2 x 25 W, 24 V for WT stations
- For desoldering of SMD components
- Dual heating elements at protective low voltage
- Temperature sensors at both elements
- For WTA soldering tips

Scope of supply	Order No.	Model	Description
	T005 13 171 99N	WTA 50	Tweezers 2 x 25 W, 24 V
	T005 15 042 99N	AK 51	Safety rest for WTA 50 desoldering tweezers
	T005 44 141 99	WTA 1	Tip Set Bent 45°

Accessories	Order No.	Model	Description
	T005 13 176 99	WTAS 50 Align device	Align device for WTA tips

Soldering Stations

Soldering iron  
and safety restSoldering tips  
and nozzles

Preheating plates

Soldering baths

Circuit board holder

Solder feeder

Hot air heating gun

Temperature  
measuring

Accessories



# Desoldering Iron

## WT LINE

### DSX 80 Set

Desoldering iron set for horizontal applications



Order No. T005 13 183 99N

- Desoldering Iron with 80 W, 24 V for WT stations
- For electronics rework
- Electronically temperature controlled
- micro finger switch controls quick start, fast-action vacuum pump
- For DX soldering tips



Scope of supply	Order No.	Model	Description
	T005 13 142 99	DX 112	DX 112 Desoldering Nozzle with Threadless Fixture System for DSX 80 and DXV 80
	T005 13 143 99	DX 113	DX 113 Desoldering Nozzle with Threadless Fixture System for DSX 80
	T005 13 190 99N	DSX 80	Desoldering iron 80 W, 24 V
	T005 13 500 99N	Maintenance set DSX 80 / DXV 80	Maintenance set for DSX 80 and DXV 80
	T005 13 603 99N	Gasket for glass tube	Gasket for glass tube (10 pcs.)
	T005 15 152 99N	WDH 30	Safety rest with dry cleaner

Accessories	Order No.	Model	Description
	T005 13 125 99N	FE attachment set	FE Attachment for DS 22, DS 80 and DSX 80 desoldering irons
	T005 13 153 99	Measuring nozzle	DX Measuring Nozzle
	T005 13 604 99	Filter for glass tube (10)	Filter for glass tube Ø 16,2
	T005 13 790 99N	DX Desoldering nozzles set	Desoldering Nozzle Set DX110 - DX115 for DSX 80 und DXV 80
	T005 13 824 99	Metal Wool	Metal Wool for WDC Dry Cleaner (T0051512499), Replacement (2 Pieces)
	T005 15 124 99N	WDC Dry Cleaner	Dry cleaner for soldering tips with brass cleaning wool
	T005 87 067 94N	Conus cleaner	Conus cleaner for DSX 80 / DXV 80



# DSX 120



## Desoldering iron for horizontal applications

**120 W****WT**  
compatible**XDS**

Order No. T005 13 198 99N

- 120 W, 24 V
- Heat up time 35 sec only, set-back function
- With excenter fixture
- Safety rest must be ordered separately.

Scope of supply	Order No.	Model	Description
	T005 13 198 99N	DSX 120	Desoldering iron for horizontal applications
	T005 13 250 99	XDS 1	Desoldering nozzle Inside Ø 1, 4 mm, Outside Ø 2, 5 mm, Nozzle length 10, 5 mm
	T005 13 604 99	Filter for glass tube (10)	Filter for glass tube Ø 16,2
	T005 87 657 72	Conus cleaner for WXDP/WXDV 120 & DSX 120	Conus cleaner for WXDP 120 / WXDV 120 / DSX 120

Accessories	Order No.	Model	Description
	T005 15 152 99N	WDH 30	Safety rest with dry cleaner
	T005 87 657 73N	Maintenance set for WXDP/DSX 120	Maintenance set for WXDP 120 and DSX 120

Soldering Stations

Soldering iron and safety rest

Soldering tips and nozzles

Preheating plates

Soldering baths

Circuit board holder

Solder feeder

Hot air heating gun

Temperature measuring

Accessories



# DSX 120 Robust



Desoldering iron for horizontal applications, without safety rest

120 W
WT compatible

XDS



Order No. T005 13 207 99N

- 120 W, 24 V
- Integrated solder-deflector
- Heat up time 35 sec only, set-back function
- With excenter fixture
- Safety rest must be ordered separately.
- High power desoldering iron, robust version

Scope of supply	Order No.	Model	Description
	T005 13 198 99N	DSX 120	Desoldering iron for horizontal applications
	T005 13 250 99	XDS 1	Desoldering nozzle Inside Ø 1, 4 mm, Outside Ø 2, 5 mm, Nozzle length 10, 5 mm
	T005 13 604 99	Filter for glass tube (10)	Filter for glass tube Ø 16,2
	T005 15 152 99N	WDH 30	Safety rest with dry cleaner
	T005 87 657 72	Conus cleaner for WXDP/WXDV 120 & DSX 120	Conus cleaner for WXDP 120 / WXDV 120 / DSX 120

Accessories	Order No.	Model	Description
	T005 87 657 73N	Maintenance set for WXDP/DSX 120	Maintenance set for WXDP 120 and DSX 120
	T005 87 658 01N	PDN	PDN Pliers for changing nozzles.



# DXV 80 Set



Inline desoldering iron for vertical applications, with safety rest.



Order No. T005 13 182 99N

- Desoldering Iron with 80 W, 24 V for WT stations
- For removal of SMD components
- For vertical applications
- Electronically temperature controlled
- Ceramic heating element is operating with protective low voltage
- Handle utilizes a tin collector to hold the extracted solder
- For DX soldering tips



Scope of supply	Order No.	Model	Description
	T005 13 142 99	DX 112	DX 112 Desoldering Nozzle with Threadless Fixture System for DSX 80 and DXV 80
	T005 13 143 99	DX 113	DX 113 Desoldering Nozzle with Threadless Fixture System for DSX 80
	T005 13 180 99N	DXV 80	Inline desoldering iron 80 W, 24 V
	T005 13 500 99N	Maintenance set DSX 80 / DXV 80	Maintenance set for DSX 80 and DXV 80
	T005 15 153 99N	WDH 40	Safety rest with dry cleaner for DXV 80 and WXDV 120 desoldering iron
	T005 87 067 94N	Conus cleaner	Conus cleaner for DSX 80 / DXV 80
	T005 87 418 15N	Filter cartridge DXV 80	Filter cartridge for DXV 80, 5 pieces
	T005 87 418 23	T0058741823	Brush for heating element for DXV 80

Accessories	Order No.	Model	Description
	T005 13 790 99N	DX Desoldering nozzles set	Desoldering Nozzle Set DX110 - DX115 for DSX 80 und DXV 80

Soldering Stations

Soldering iron and safety rest

Soldering tips and nozzles

Preheating plates

Soldering baths

Circuit board holder

Solder feeder

Hot air heating gun

Temperature measuring

Accessories



# Hot Air Iron

## WT LINE

### HAP 1 Set



Hot air iron set with safety rest

100 W



R



Order No. T005 27 118 99N

- 100 W, 24 V
- Temperature range 50 °C to 550 °C
- Hot air flow ionic free
- Activated by finger switch



Scope of supply	Order No.	Model	Description
	T005 15 152 99N	WDH 30	Safety rest with dry cleaner
	T005 27 115 99N	HAP 1	Hot air iron 100 W, 24 V with hot air nozzle round R 06 Ø 3,0 mm
	T005 87 278 21	R04	R 04 Hot Air Nozzle Round, Ø 1,2 mm, for HAP 1 and HAP 200

### HAP 200 Set



Hot air iron set with safety rest

200 W

Silver Line



R



Order No. T005 27 117 99N

- 200 W, 24 V
- Temperature range from 50 °C - 550 °C
- Activated by finger switch



Scope of supply	Order No.	Model	Description
	T005 15 152 99N	WDH 30	Safety rest with dry cleaner
	T005 27 116 99N	HAP 200	Hot air iron 200 W, 24 V with hot air nozzle R 04 round Ø 1,2 mm
	T005 87 278 21	R04	R 04 Hot Air Nozzle Round, Ø 1,2 mm, for HAP 1 and HAP 200
	T005 87 278 22	R06	R06 Round Nozzle for HAP 1 and HAP 200, Ø 3.0 mm
	T005 87 617 28	Adapter M6	Adapter M6 for HAP 200





# Low Voltage Soldering Iron

## LR 21 Set



Soldering iron LR 21 with safety rest

50 W **WT** compatible Silver Line  LT 

Order No. T005 29 187 99N

- 50 W, 24 V
- For standard soldering applications



Scope of supply	Order No.	Model	Description
	T005 15 152 99N	WDH 30	Safety rest with dry cleaner
	T005 25 106 99N	LR 21	Soldering iron 50 W, 24 V with LT M soldering tip adapter
	T005 44 415 99	LT M	Soldering tip, chisel tip long, Ø 3,2 mm

Soldering Stations

Soldering iron and safety rest

Soldering tips and nozzles

Preheating plates

Soldering baths

Circuit board holder

Solder feeder

Hot air heating gun

Temperature measuring

Accessories



# Soldering Iron Magnastat

## TCP 12



### Magnastat Soldering iron 30/40 W

**35 W** **Silver Line** **Magnastat**

Order No. T005 10 053 99N

- 30/40 W, 12/14 V
- With adapter PT 7 (370 °C) and soldering tip LT M
- 3 m cord with battery clamps e.g. for car battery
- For PT Soldering tips



Scope of supply	Order No.	Model	Description
		TCP 12 handle	TCP 12 hand piece
	T005 44 415 99	LT M	Soldering tip, chisel tip long, Ø 3,2 mm
	T005 87 207 87	PT7-LT	PT7-LT-adapter with barrel 370 °C

## TCP 24



### Magnastat Soldering iron 50 W, 24 V

**50 W** **Silver Line** **Magnastat**

Order No. T005 10 001 99N

- 50 W, 24 V
- With adapter PT 7 (370 °C) and soldering tip LT M
- No grounding possible
- 2 wire silicone cord without plug
- For PT Soldering tips



Scope of supply	Order No.	Model	Description
		TCP 24 handle	TCP 24 hand piece
	T005 44 415 99	LT M	Soldering tip, chisel tip long, Ø 3,2 mm
	T005 87 207 87	PT7-LT	PT7-LT-adapter with barrel 370 °C



# TCP 42



## Magnastat Soldering iron 45 W, 42 V

45 W Silver Line Magnastat

Order No. T005 10 055 71N

- 45 W, 24 V
- 2 wire cord (4 m) without plug
- For PT Soldering tips
- With adapter PT 7 (370 °C) and soldering tip LT M



Scope of supply	Order No.	Model	Description
		TCP 42 handle	TCP 42 hand piece
	T005 44 415 99	LT M	Soldering tip, chisel tip long, Ø 3,2 mm
	T005 87 207 87	PT7-LT	PT7-LT-adapter with barrel 370 °C

# TCPS



## Magnastat Soldering iron 50 W

50 W Silver Line Magnastat

Order No. T005 32 105 99N

- 50 W, 24 V
- With adapter PT 7 (370°C) and soldering tip LT M
- 3 wire silicone cord and plug for Weller WTCP 51 Magnastat soldering station
- Hard grounded
- For PT Soldering tips



Scope of supply	Order No.	Model	Description
		TCP 42 handle	TCPS hand piece
	T005 44 415 99	LT M	Soldering tip, chisel tip long, Ø 3,2 mm
	T005 87 207 87	PT7-LT	PT7-LT-adapter with barrel 370 °C

Soldering Stations

Soldering iron and safety rest

Soldering tips and nozzles

Preheating plates

Soldering baths

Circuit board holder

Solder feeder

Hot air heating gun

Temperature measuring

Accessories



# Line Voltage Soldering Iron

## W 61



Line voltage soldering iron 60 W

**60 W** Magnastat

Order No. T005 61 036 99N

- 60 W, 230 V
- Magnastat controlled



Scope of supply	Order No.	Model	Description
		W 61 Handle	W 61 hand piece
	4CT5B7- 1	CT5 B7	Soldering Tip Chisel 370 °C

## W 101



Line voltage soldering iron 100 W

**100 W** Magnastat

Order No. T005 61 046 99N

- 100 W, 230 V
- Complete with soldering tip CT6 E7 and safety rest
- Magnastat controlled
- For CT Soldering tips



Scope of supply	Order No.	Model	Description
		W 101 Handle	W 101 hand piece
	4CT6E7- 1	CT6 E7	Soldering Tip Chisel 370°C



# W 201



## Line voltage soldering iron 200 W

**200 W** Magnastat

Order No. T005 61 056 99N

- 200 W, 230 V
- Complete with soldering tip CT2 F7 and safety rest
- Magnastat controlled
- For CT Soldering tips



Scope of supply	Order No.	Model	Description
		W 201 Handle	W 201 hand piece
	T005 42 417 99N	CT2 F7	Soldering Tip Chisel 370 °C

# W 101SP



## Line voltage soldering iron 100 W, 230 V, Magnastat controlled with welding wedge (260°C -295 °C)

**100 W**

Order No. T005 61 096 99N

- 100 W, 230 V
- Complete with welding wedge Teflon coated 50 x 40 x 4 mm, twist lock and safety rest



Scope of supply	Order No.	Model	Description
		W 101SP Handle	W 101SP hand piece
	T005 11 767 99N	W 101SP Welding Wedge	Welding Wedge Teflon Coated, 50 x 40 x 4 mm (260°C-295°C) with Twist Lock for W 101SP



# SPI 16



Line voltage soldering iron unregulated 15 W, 230 V

15 W



Order No. T005 64 005 99N

- 15 W, 230 V
- Heating up time approx. 180 sec.
- Tip temperature approx. 360 °C
- For SPI Soldering tips

Scope of supply	Order No.	Model	Description
		SPI 16 Handle	SPI 16 hand piece
	4SPI152 12 -1	SPI15 212	Soldering Tip Chisel, 1,2 mm for SPI 16

# SPI 27



Line voltage soldering iron unregulated 25 W, 230 V

25 W



Order No. T005 64 021 99N

- Heating up time approx. 180 sec.
- Tip temperature approx. 410 °C
- For SPI Soldering tips
- For SPI Soldering tips

Scope of supply	Order No.	Model	Description
		SPI 27 Handle	SPI 27 Handle
	4SPI262 06 -1	SPI26 206	Soldering Tip Chisel





## SPI 41



Line voltage soldering iron  
unregulated 40 W, 230 V

40 W

Order No. T005 64 037 99N

- 40 W, 230 V
- Heating up time approx. 180 sec.
- Tip temperature approx. 450 °C
- For SPI Soldering tips

Scope of supply	Order No.	Model	Description
		SPI 41 Handle	SPI 41 hand piece
	4SPI402 24 -1	SPI40 224	Soldering Tip Chisel



## SPI 81



Line voltage soldering iron  
unregulated 80 W, 230 V

75 W

Order No. T005 64 053 99N

- 80 W, 230 V
- Heating up time approx. 180 sec.
- Tip temperature approx. 480 °C
- For SPI Soldering tips

Scope of supply	Order No.	Model	Description
		SPI 81 Handle	SPI 81 handle piece
	4SPI802 37 -1	SPI80 237	Soldering Tip Chisel Bent, 5,0 mm for SPI 81





# Heating Elements for Soldering Robots

## HER 80

Heating element 80 W for solder robots applications with WT 1/WT 1H/PUD 151R



Order No. T005 87 447 38N

Accessories	Order No.	Model	Description
	T005 87 447 13	Cord for HER 80 / 120	Cord for HER 80 / 120, 1,6m

## HER 120

Heating Element 120 W for Soldering Robot Application with WT 1H/PUD 151R



Order No. T005 87 637 30N

Accessories	Order No.	Model	Description
	T005 87 447 13	Cord for HER 80 / 120	Cord for HER 80 / 120, 1,6m

## HERX 120

Heating Element 120 W for Soldering Robot Application with WX 1 / WX 2



Order No. T005 87 657 40N

Accessories	Order No.	Model	Description
	T005 87 657 15	Cord for HERX 120	Cord for HERX 120, 1,6 m



# Inert Gas Soldering Iron

## WP 80IG



Soldering iron 80 W for soldering with inert gas

80 W Silver Line  LT 

Order No. T005 29 197 99N



Accessories	Order No.	Model	Description
	T005 15 161 99N	WDH 10T	Safety rest with Stop+Go function and dry cleaner for WP 65, WP 80 and WP 120 soldering iron

## WP 120IG



Soldering iron 120 W, 24 V with Power-Response Heating Technology for soldering with inert gas

120 W Power Response  XT 

Order No. T005 29 198 99N



Scope of supply	Order No.	Model	Description
	T005 44 704 99	XT B	Soldering tip chisel Ø 2,4 mm

Accessories	Order No.	Model	Description
	T005 15 161 99N	WDH 10T	Safety rest with Stop+Go function and dry cleaner for WP 65, WP 80 and WP 120 soldering iron
	T005 87 637 32N	Barrel for WP 120IG	Barrel for WP 120IG

## WDH 10P Set



Inert gas barrel and safety rest set, 80 W, 24 V

Order No. T005 15 147 99N

- Safety rest WDH 10P with inert gas barrel set for soldering iron WSP 80
- 80 W, 24 V
- Lead free soldering





# Gas Soldering Iron

## Pyropen

### Butane Gas Powered Profi Line Soldering Iron

Order No. T005 16 060 99

- Ignition via lighter
- Set in metal box



Scope of supply	Order No.	Model	Description
		Pyropen Handle	Pyropen hand piece
	T005 16 121 99	70-01-02	Chisel tip 3,0 mm
	T005 16 142 99	70-01-52	Hot air nozzle Ø 4,9 mm
	T005 16 151 99	70-07TU	Ejector unit, not for Piezo version
	T005 16 156 99	7040U	Burn proof accessory pocket, Iron holder, Cleaning sponge
	T005 16 160 99	Refill Canister	Butane Gas Refill Canister 75 ml (42 g)



# Pyropen Piezo

## Pyropen Butane Gas Powered Profi Line Soldering Iron

Order No. T005 16 059 99

- With self ignition (Piezo)
- Set in metal box



Scope of supply	Order No.	Model	Description
		Pyropen Piezo Handle	Pyropen Piezo hand piece
	T005 16 121 99	70-01-02	Chisel tip 3,0 mm
	T005 16 142 99	70-01-52	Hot air nozzle Ø 4,9 mm
	T005 16 156 99	7040U	Burn proof accessory pocket, Iron holder, Cleaning sponge
	T005 16 159 99	70-01-55	Reflector for heat shrinking, Ø 6,0, Width 18,0 mm
	T005 16 160 99	Refill Canister	Butane Gas Refill Canister 75 ml (42 g)

# Pyropen Jr.

## Butane Gas Powered Mini Soldering Iron

Order No. T005 16 075 99

- Manual ignition
- Pen shape



Scope of supply	Order No.	Model	Description
		Pyropen Jr. Handle	Pyropen Jr. hand piece
	T005 16 165 99	71-01-01	Needle tip

Accessories	Order No.	Model	Description
	T005 16 160 99	Refill Canister	Butane Gas Refill Canister 75 ml (42 g)



# Soldering tips and nozzles

## INNOVATIVE AND COST-EFFECTIVE



### How can you identify genuine Weller tips?

#### Seal of quality

The soldering tip and tool packages bear the genuine Weller seal of quality.

#### Engraving

Genuine Weller tips are engraved with the Weller logo. Engraved soldering tips guarantee this level of quality.



#### Tool protection

Perfect interaction between the heater and soldering tip protects the soldering iron from irreparable damage. Other tips often damage the heating system.





<b>Soldering tips</b>	<b>132</b>
CT2 Soldering tips	132
CT5 Soldering tips	133
CT6 Soldering tips	134
ET Soldering tips	135
HT Soldering tips	137
LHT Soldering tips	138
LT Soldering tips	139
LTR Soldering tips	143
LT HPB Soldering tips	143
NT Soldering tips	144
PT Soldering tips	145
RTP Soldering tips	148
RTP MS Soldering tips	150
RTM Soldering tips	152
RTM MS Soldering tips	154
RTU MS Soldering tips	156
RTW Soldering tips	158
RTW MS Soldering tips	159
SPI 16 Soldering tips	160
SPI 27 Soldering tips	160
SPI 41 Soldering tips	161
SPI 81 Soldering tips	161
WTA Soldering tips	162
XH Soldering tips	162
XHT Soldering tips	163
XNT Soldering tips	164
XT Soldering tips	168
XTR Soldering tips	172
Soldering Tips for WP 60	173
Soldering Tips for Pyropen Jr.	173
Soldering Tips for Pyropen and Pyropen Piezo	174

<b>Desoldering Nozzle series</b>	<b>176</b>
DX Desoldering nozzles with threadless fixture system for DSX 80 and DXV 80	176
DS Desoldering nozzles with thread for DS 22, DS 80 and DSV 80	177
XDS Desoldering nozzles for DSX 120, WXDP 120, WXDV 120	178
<b>Hot air nozzles</b>	<b>180</b>
Hot air nozzles for HAP 1, HAP 200 and WXHAP 200	181
Hot air nozzles for HAP 3000 (WHA 3000P / V), HAP 2 (WHA 2000) and HAP 3 (WHA 700, WHA 300)	183
Pre heating nozzle for HAP 3	185
Multi rest	185
Vacuum insert for CSF heads (spare)	185
Hot air nozzles for WQB	186
<b>WRK Reflowset</b>	<b>189</b>
WRK Reflowset	189
WRK Set	190
WRK Set	190
WRK Set	191










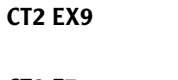

# Soldering tips








## CT2 Soldering tips

### Chisel shape



A = Width mm  
B = Thickness mm  
C = Length mm

Model	°C	A	B	PU	Order No.
<b>CT2 E7</b>	370	7.0		1	T005 42 407 99N
					
<b>CT2 E8</b>	425	7.0		1	T005 42 408 99N
					
<b>CT2 EX7</b>	370	7.0		1	T005 42 507 99N
					
<b>CT2 EX8</b>	425	7.0		1	T005 42 508 99N
					
<b>CT2 EX9</b>	480	10.0		1	T005 42 509 99N
					
<b>CT2 F7</b>	370	10.0		1	T005 42 417 99N
					

Model	°C	A	B	PU	Order No.
<b>CT2 F8</b>	425	10.0		1	T005 42 418 99N
					
<b>CT2 F9</b>		10.0		1	T005 42 419 99N
					
<b>CT2 FX7</b>	370	10.0		1	T005 42 517 99N
					
<b>CT2 FX8</b>	425	10.0		1	T005 42 518 99N
					
<b>CT2 FX9</b>	480	10.0		1	T005 42 519 99N
					
<b>CT2 G8</b>	425	11.0		1	T005 42 428 99N
					
<b>CT2 G9</b>		11.0		1	T005 42 429 99N
					

















# CT5 Soldering tips

## Chisel shape



A = Width mm  
B = Thickness mm  
C = Length mm

Model	°C	A	B	PU	Order No.	Model	°C	A	B	PU	Order No.
<b>CT5 A6</b> 	310	1.6		1	4CT5A6- 1	<b>CT5 C6</b> 	310	3.2		1	4CT5C6- 1
<b>CT5 A7</b> 	370	1.6		1	4CT5A7- 1	<b>CT5 C7</b> 	370	3.2		1	4CT5C7- 1
<b>CT5 A8</b> 	425	1.6		1	4CT5A8- 1	<b>CT5 C8</b> 	425	3.2		1	4CT5C8- 1
<b>CT5 AX7</b> 	370	1.6		1	T005 42 107 99	<b>CT5 CX8</b> 	425	3.2		1	T005 42 128 99
<b>CT5 B7</b> 	370	2.4		1	4CT5B7- 1	<b>CT5 D7</b> 	370	5.0		1	4CT5D7- 1
<b>CT5 B8</b> 	425	2.4		1	4CT5B8- 1	<b>CT5 D8</b> 	425	5.0		1	4CT5D8- 1
<b>CT5 BX7</b> 	370	2.4		1	T005 42 117 99	<b>CT5 DX8</b> 	425	5.0		1	T005 42 138 99












# CT6 Soldering tips

## Chisel shape



A = Width mm  
B = Thickness mm  
C = Length mm

Model	°C	A	B	PU	Order No.
<b>CT6 C7</b> 	370	3.2		1	4CT6C7- 1
<b>CT6 C8</b> 	425	3.2		1	4CT6C8- 1
<b>CT6 D7</b> 	370	5.0		1	4CT6D7- 1
<b>CT6 D8</b> 	425	5.0		1	4CT6D8- 1
<b>CT6D9</b> 	425	5.0		1	4CT6D9- 1
<b>CT6 E7</b> 	370	7.0		1	4CT6E7- 1
<b>CT6 E8</b> 	425	7.0		1	4CT6E8- 1

Model	°C	A	B	PU	Order No.
<b>CT6 DX8</b> 	425	5.0		1	T005 42 318 99N
<b>CT6 F7</b>	425	5.0		1	4CT6F7- 1
<b>CT6 F8</b>	425	5.0		1	4CT6F8- 1
<b>CT6-7 Adapter LHT</b> 				1	T005 61 046 67N
<b>CT6-9 Adapter LHT</b>				1	T005 61 046 69N









# ET Soldering tips

## Chisel shape



A = Width mm  
B = Thickness mm  
C = Length mm




Model	A	B	C	PU	Order No.
<b>ET A</b> 	1.6	0.7	34.5	1	4ETA-1
<b>ET B</b> 	2.4	0.8	34.5	1	4ETB-1
<b>ET C</b> 	3.2	0.8	34.5	1	4ETC-1
<b>ET D</b> 	4.6	0.8	34.5	1	4ETD-1
<b>ET DS</b> 	4.6	0.8	34.5	1	4ETDS-1
<b>ET E</b> 	5.6	1.2	34.5	1	4ETE-1




Model	A	B	C	PU	Order No.
<b>4ETHL-1</b> 	0.8	0.4	34.5	1	4ETHL-1
<b>ET L</b> 	2.0	1.0	43.5	1	4ETL-1
<b>ET M</b> 	3.2	1.2	43.5	1	4ETM-1
<b>ET R</b> 	1.6	0.7	34.5	1	4ETR-1
<b>4ETKL-1</b> 	1.2	0.8	44	1	4ETKL-1
<b>4ETSL-1</b> 	0.3		43.5	1	4ETSL-1

## Round



A = Width mm  
B = Thickness mm  
C = Length mm

Model	A	B	C	PU	Order No.
<b>ET AA</b> 	4.6	0.8	34.5	1	4ETAA-1
<b>ET BB</b> 	2.4		34.5	1	4ETBB-1
<b>ET CC</b> 	3.2		34.5	1	4ETCC-1

Model	A	B	C	PU	Order No.
<b>ET CS</b> 	3.2		34.5	1	4ETCS-1
<b>ET F</b> 	1.2		34.5	1	4ETF-1
<b>ET P</b> 	0.8		34.5	1	4ETP-1



### Conical



A = Width mm  
B = Thickness mm  
C = Length mm

Model	A	B	C	PU	Order No.
<b>4ETOL-1</b>	0.8		43.5	1	4ETOL-1



### Gullwing (solder deposit tip)




A = Width mm  
B = Thickness mm  
C = Length mm

Model	A	B	C	PU	Order No.
<b>ET GW</b>	4.3	3	35	1	T005 41 045 99
<b>ET SMD</b>	2.5	1.5	45	1	T005 41 039 99



Model	A	B	C	PU	Order No.
<b>ET SMD</b>	3.8	1.5	45	1	T005 41 040 99



### Measuring tip

A = Width mm  
B = Thickness mm  
C = Length mm

Model	A	B	C	PU	Order No.
<b>ET Measuring tip</b>	0.5		30	1	T005 24 750 99



Model	A	B	C	PU	Order No.
<b>ET-LT Adapter</b>				1	T005 87 207 81











# HT Soldering tips

## Chisel shape




A = Width mm  
B = Thickness mm  
C = Length mm

Model	A	B	C	PU	Order No.
<b>HT 1</b> 	3.2	1.0	49	1	T005 44 260 99
<b>HT 2</b> 	5.2	1.2	46	1	T005 44 261 99
<b>HT 3</b> 	7.0	1.2	46	1	T005 44 262 99

Model	A	B	C	PU	Order No.
<b>HT C</b> 	3.2	1.0	54	1	T005 44 267 99
<b>HT D</b> 	4.6	1.0	54	1	T005 44 268 99
<b>HT E</b> 	5.6	1.0	54	1	T005 44 269 99N

## Measuring tip

A = Width mm  
B = Thickness mm  
C = Length mm

Model	A	B	C	PU	Order No.
<b>Measuring tip</b> 	0.6		46	1	T005 44 263 99

Soldering Stations

Soldering iron  
and safety restSoldering tips  
and nozzles

Preheating plates

Soldering baths

Circuit board holder

Solder feeder

Hot air heating gun

Temperature  
measuring

Accessories











# LHT Soldering tips

## Chisel shape



A = Width mm  
B = Thickness mm  
C = Length mm


Model	A	B	C	PU	Order No.
<b>LHT C</b> 	3.2	1.2	25	1	T005 44 455 99
<b>LHT CX</b> 	3.2	1.2	38	1	T005 44 513 99
<b>LHT D</b> 	4.7	1.8	25	1	T005 44 452 99
<b>LHT DX</b> 	5.0	2.0	38	1	T005 44 462 99

Model	A	B	C	PU	Order No.
<b>LHT E</b> 	6.7	1.8	25	1	T005 44 451 99
<b>LHT EX</b> 	7.0	2.0	38	1	T005 44 461 99
<b>LHT F</b> 	9.3	1.8	25	1	T005 44 450 99
<b>LHT FX</b> 	9.0	2.0	38	1	T005 44 460 99

## Bevel Cut (Sloped)



A = Width mm  
B = Thickness mm  
C = Length mm

Model	A	B	C	PU	Order No.
<b>LHT D 45°</b> 		1.8	25	1	T005 44 456 99





















# LT Soldering tips

## Chisel shape



A = Width mm  
B = Thickness mm  
C = Length mm

Model	A	B	C	PU	Order No.	Model	A	B	C	PU	Order No.
<b>LT 1SC</b>	0.4	0.15	15	1	T005 44 494 99	<b>LT BSL</b>	2.4	0.45	13.0	1	T005 44 517 99
											
<b>LT 1SCNW</b>	0.3	0.1	15	1	T005 44 497 99	<b>LT BX</b>	2.4	0.8	18.0	1	T005 44 442 99
											
<b>LT 4X</b>	1.2	0.4	16.5	1	T005 44 428 99	<b>LT C</b>	3.2	0.8	13.0	1	T005 44 407 99
											
<b>LT A</b>	1.6	0.7	13.0	1	T005 44 440 99	<b>LT D</b>	4.6	0.8	13.0	1	T005 44 409 99
											
<b>LT ALX</b>	1.6	0.7	18.0	1	T005 44 443 99	<b>LT DLL</b>	4.6	1.2	13.0	1	T005 44 448 99
											
<b>LT ASL</b>	1.6	0.45	13.0	1	T005 44 516 99	<b>LT H</b>	0.8	0.4	13.0	1	T005 44 437 99
											
<b>LT AX</b>	1.6	0.8	14.1	1	T005 44 427 99	<b>LT HX</b>	0.8	0.4	18.0	1	T005 44 420 99
											
<b>LT B</b>	2.4	0.8	13.0	1	T005 44 405 99	<b>LT K</b>	1.2	0.4	20	1	T005 44 438 99
											

Soldering Stations

Soldering iron  
and safety restSoldering tips  
and nozzles

Preheating plates

Soldering baths

Circuit board holder



Solder feeder



Hot air heating gun

Temperature  
measuring

Accessories








Model	A	B	C	PU	Order No.
<b>LT L</b>	2.0	1.0	20	1	T005 44 414 99
					
<b>LT M</b>	3.2	1.2	20	1	T005 44 415 99
					






Model	A	B	C	PU	Order No.
<b>LT MX</b>	3.2	1.2	19.0	1	T005 44 469 99
					
<b>LT MX2</b>	3.0	1.0		1	T005 44 512 99
					

**Round**



A = Width mm  
 B = Thickness mm  
 C = Length mm

Model	A	B	C	PU	Order No.
<b>LT 1</b>	0.25		13.0	1	T005 44 435 99
					
<b>LT 1A</b>	0.5		13.0	1	T005 44 489 99
					
<b>LT 1S</b>	0.2		15	1	T005 44 436 99
					
<b>LT 1SA</b>	0.5		15	1	T005 44 488 99
					
<b>LT 1SLX 30°</b>	0.4		22	1	T005 44 426 99
					






Model	A	B	C	PU	Order No.
<b>LT 1SNW</b>	0.1		15	1	T005 44 496 99
					
<b>LT 1X 30°</b>	0.4		13.0	1	T005 44 425 99
					
<b>LT AS</b>	1.6		13.0	1	T005 44 404 99
					
<b>LT BS</b>	2.0		21	1	T005 44 499 99
					
<b>LT CS</b>	3.2		13.0	1	T005 44 411 99
					








### Bevel Cut (Sloped)



A = Width mm  
B = Thickness mm  
C = Length mm




Model	A	B	C	PU	Order No.
<b>LT 22CP</b>	2.0		20	1	T005 44 408 73
					
<b>LT 33CP</b>	3.0		20	1	T005 44 408 77
					
<b>LT 4</b>	1.2		15	1	T005 44 439 99
					
<b>LT AA 60°</b>	1.6		13.0	1	T005 44 487 99
					
<b>LT BB 45</b>	2.4		17	1	T005 44 484 99
					




Model	A	B	C	PU	Order No.
<b>LT BB 60</b>	2.4		17	1	T005 44 444 99
					
<b>LT CC 60</b>	3.2		17	1	T005 44 445 99
					
<b>LT DD 45</b>	4		20	1	T005 44 478 99
					
<b>LT DD 45</b>	4.6		17	1	T005 44 486 99
					
<b>LT F</b>	1.2		13.0	1	T005 44 408 99
					

### Conical



A = Width mm  
B = Thickness mm  
C = Length mm

Model	A	B	C	PU	Order No.
<b>LT 1L</b>	0.2		26	1	T005 44 423 99
					
<b>LT 1LNW</b>	0.1		26	1	T005 44 498 99
					
<b>LT 1LX</b>	0.2		26	1	T005 44 424 99
					

Model	A	B	C	PU	Order No.
<b>LT O</b>	0.8		17.0	1	T005 44 481 99
					
<b>LT S</b>	0.4		20	1	T005 44 406 99
					
<b>LT T</b>	0.6		13.0	1	T005 44 482 99
					

Soldering Stations

Soldering iron and safety rest

Soldering tips and nozzles

Preheating plates

Soldering baths

Circuit board holder

Solder feeder

Hot air heating gun

Temperature measuring

Accessories



### Solder depot



A = Width mm  
B = Thickness mm  
C = Length mm

Model	A	B	C	PU	Order No.
<b>LT GW1</b>	1.4	2.2	18	1	T005 44 410 99



Model	A	B	C	PU	Order No.
<b>LT GW2</b>	3.5	4.8	18	1	T005 44 511 99



### Knife



A = Width mm  
B = Thickness mm  
C = Length mm

Model	A	B	C	PU	Order No.
<b>LT KN</b>	2.0		17	1	T005 44 479 99



Model	A	B	C	PU	Order No.
<b>LT KN5L 45°</b>	2.0		17	1	T005 44 519 99



### Measuring tip

A = Width mm  
B = Thickness mm  
C = Length mm

Model	A	B	C	PU	Order No.
<b>LT Measuring tip</b>	0.5		13.0	1	T005 44 416 99



A = Width mm  
B = Thickness mm  
C = Length mm

Model	A	B	C	PU	Order No.
<b>LT Screw in tip</b>	M4		8	1	T005 44 449 99



Model	A	B	C	PU	Order No.
<b>XT External thread, refined</b>	M4		36	1	T005 44 719 99








## LTR Soldering tips

### Chisel shape




A = Width mm  
B = Thickness mm  
C = Length mm

Model	A	B	C	PU	Order No.
<b>LTR A</b>	1.6	0.7	18	1	T005 44 441 99
					
<b>LTR B</b>	2.4	0.8	18	1	T005 44 422 99
					



Model	A	B	C	PU	Order No.
<b>LTR C</b>	3.2	0.8	18	1	T005 44 433 99
					



## LT HPB Soldering tips

### Chisel shape



A = Width mm  
B = Thickness mm  
C = Length mm

Model	A	B	C	PU	Order No.
<b>LT A HPB</b>	1.6	0.7	13.0	1	T005 44 431 99
					
<b>LT B HPB</b>	2.4	0.8	13.0	1	T005 44 432 99
					

Model	A	B	C	PU	Order No.
<b>LT D HPB</b>	4.6	0.8	13.0	1	T005 44 483 99
					
<b>LT H HPB</b>	0.8	0.4	13.0	1	T005 44 430 99
					












# NT Soldering tips

## Chisel shape



A = Width mm  
B = Thickness mm  
C = Length mm



Model	A	B	C	PU	Order No.
<b>NT 1SC</b> 	0.4	0.15	8.5	1	NT1SC
<b>NT 6</b> 	1.6	0.7	11	1	NT6
<b>NT A</b> 	1.6	0.4	9.5	1	NTA
<b>NT AX</b> 	1.6	0.4	8.2	1	NTAX
<b>NT B</b> 	2.4	0.8	7.8	1	NTB



Model	A	B	C	PU	Order No.
<b>NT C</b> 	3.2	0.8	8.5	1	NTC
<b>NT D</b> 	4	0.8	8.5	1	NTD
<b>NT H</b> 	0.8	0.4	8.4	1	NTH
<b>NT K</b> 	1.2	0.4	8.4	1	NTK

## Round



A = Width mm  
B = Thickness mm  
C = Length mm


Model	A	B	C	PU	Order No.
<b>NT 1</b> 	0.5		8.5	1	NT1
<b>NT 1S</b> 	0.25		10	1	NT1S

Model	A	B	C	PU	Order No.
<b>NT 1X</b> 	0.4		8.6	1	NT1X
<b>NT 4</b> 	1.2		9.9	1	NT4

## Gullwing (solder deposit tip)



A = Width mm  
B = Thickness mm  
C = Length mm

Model	A	B	C	PU	Order No.
<b>NT GW</b> 	2.0	3	13.4	1	NTGW





# PT Soldering tips

## Chisel shape



A = Width mm  
B = Thickness mm  
C = Length mm

Model	A	B	C	Temperature °C	PU	Order No.
 <b>PT A6</b>	1.6	0.7	33	310	1	4PTA6-1
 <b>PT A7</b>	1.6	0.7	33	370	1	4PTA7-1
 <b>PT A8</b>	1.6	0.7	33	425	1	4PTA8-1
 <b>PT B6</b>	2.4	0.8	33	310	1	4PTB6-1
 <b>PT B7</b>	2.4	0.8	33	370	1	4PTB7-1
 <b>PT B8</b>	2.4	0.8	33	425	1	4PTB8-1
 <b>PT B9</b>	2.4	0.8	33	480	1	4PTB9-1
 <b>PT C7</b>	3.2	0.8	33	370	1	4PTC7-1
 <b>PT C8</b>	3.2	0.8	33	425	1	4PTC8-1
 <b>PT C9</b>	3.2	0.8	33	480	1	4PTC9-1
 <b>PT D7</b>	4.6	0.8	33	370	1	4PTD7-1
 <b>PT D8</b>	4.6	0.8	33	425	1	4PTD8-1
 <b>PT D9</b>	4.6	0.8	33	480	1	4PTD9-1
 <b>PT E7</b>	5.6	1.2	33	370	1	4PTE7-1
 <b>PT E8</b>	5.6	1.2	33	425	1	4PTE8-1

Soldering Stations

Soldering iron and safety rest

Soldering tips and nozzles

Preheating plates

Soldering baths

Circuit board holder

Solder feeder
















Hot air heating gun

Temperature measuring

Accessories
























Model	A	B	C	Temperature °C	PU	Order No.
<b>PT E9</b> 	5.6	1.2	33	480	1	4PTE9-1
<b>PT H6</b> 	0.8	0.4	35	310	1	4PTH6-1
<b>PT H7</b> 	0.8	0.4	35	370	1	4PTH7-1
<b>PT H8</b> 	0.8	0.4	35	425	1	4PTH8-1
<b>PT K6</b> 	1.2	0.4	42	310	1	4PTK6-1
<b>PT K7</b> 	1.2	0.4	42	370	1	4PTK7-1
<b>PT K8</b> 	1.2	0.4	42	425	1	4PTK8-1
<b>PT L6</b> 	2.0	1.0	44	310	1	4PTL6-1
<b>PT L7</b> 	2.0	1.0	42	370	1	4PTL7-1
<b>PT L8</b>	2.0	1.0	42	425	1	4PTL8-1
<b>PT M7</b> 	3.2	1.2		370	1	4PTM7-1
<b>PT M8</b> 	3.2	1.2		425	1	4PTM8-1
<b>PT M9</b> 	3.2	1.2		480	1	4PTM9-1
<b>PT MX7</b> 	3.2	1.2		370	1	T005 41 307 99
<b>PT R7</b> 	1.6	0.7	33	370	1	4PTR7-1
<b>PT R8</b> 	1.6	0.7	33	425	1	4PTR8-1



Round



A = Width mm  
B = Thickness mm  
C = Length mm

Model	A	B	C	Temperature °C	PU	Order No.
 PT AA7	1.6		33	370	1	4PTAA7-1
 PT AA8	1.6		33	425	1	4PTAA8-1
 PT AA9	1.6		33	480	1	4PTAA9-1
 PT BB7	2.4		34.5	370	1	4PTBB7-1
 PT BB8	2.4		34.5	425	1	4PTBB8-1
 PT BB9	2.4		34.5	480	1	4PTBB9-1
 PT BS7	2.4		34.5	480	1	4PTBS7-1
 PT CC7	3.2		33	370	1	4PTCC7-1
 PT CC8	3.2		33	425	1	4PTCC8-1
 PT CC9	3.2		33	480	1	4PTCC9-1
 PT CS7	3.2		33	370	1	4PTCS7-1
 PT DD7	5.0		33	370	1	4PTDD7-1
 PT DD8	5.0		33	425	1	4PTDD8-1
 PT DD9	5.0		33	480	1	4PTDD9-1
 PT F7	1.2		33	370	1	4PTF7-1
 PT F8	1.2		33	425	1	4PTF8-1
 PT O6	0.8		44	310	1	4PTO6-1
 PT O7	0.8		44	370	1	4PTO7-1
 PT O8	0.8		44	425	1	4PTO8-1

Soldering Stations

Soldering iron and safety rest

Soldering tips and nozzles

Preheating plates

Soldering baths

Circuit board holder





Solder feeder

Hot air heating gun

Temperature measuring

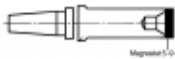
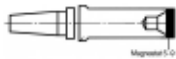
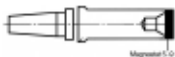
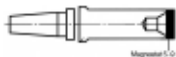
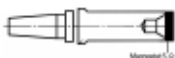
Accessories



Model	A	B	C	Temperature °C	PU	Order No.
<b>PT 09</b> 	0.8		44		1	4PT09- 1
<b>PT S7</b> 	0.4		44	370	1	4PTS7-1
<b>PT S8</b> 	0.4		44	425	1	4PTS8-1
<b>PT P7</b> 	44	0.30	44	425	1	4PTP7-1


### Adapter

A = Width mm  
B = Thickness mm  
C = Length mm







Model	A	B	C	PU	Order No.	Model	A	B	C	PU	Order No.
<b>PT5-LT</b> 				1	T005 87 207 85N	<b>PT8-LT</b> 				1	T005 87 207 88N
<b>PT6-LT</b> 				1	T005 87 207 86N	<b>PT9-LT</b> 				1	T005 87 207 89N
<b>PT7-LT</b> 				1	T005 87 207 87						

## RTP Soldering tips

### Chisel shape



A = Width mm  
B = Thickness mm  
C = Length mm



Model	Old name	A	B	C	PU	Order No.
<b>RTP 002 S</b> 		0.2	0.1	17	1	T005 01 039 99
<b>RTP 002 S NW</b> 		0.2	0.1	17	1	T005 01 040 99
<b>RTP 004 S</b> 		0.4	0.2	17	1	T005 01 041 99
<b>RTP 008 S</b> 		0.8	0.3	17	1	T005 01 042 99
<b>RTP 010 S</b> 		1	0.3	17	1	T005 01 043 99
<b>RTP 013 S</b> 		1.3	0.3	17	1	T005 01 044 99



## Bevel Cut (Sloped)









A = Width mm  
B = Thickness mm  
C = Length mm

Model	Old name	A	B	C	PU	Order No.
<b>RTP 004 B</b>		0.4		17	1	T005 01 037 99
						
<b>RTP 012 B</b>		1.2		17	1	T005 01 038 99
						

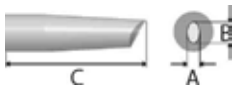
## Conical



A = Width mm  
B = Thickness mm  
C = Length mm

Model	Old name	A	B	C	PU	Order No.
<b>RTP 001 C</b>		0.1		18.5	1	T005 01 031 99
						
<b>RTP 001 C NW</b>		0.1		18.5	1	T005 01 032 99
						
<b>RTP 002 C MS</b>		0.2		16.3	1	T005 01 015 99
						
<b>RTP 004 C</b>		0.4		17	1	T005 01 034 99
						
<b>RTP 001 C X</b>		0.1		21.3	1	T005 01 035 99
						
<b>RTP 002 C X</b>		0.2		21.3	1	T005 01 036 99
						

## Solder depot






A = Width mm  
B = Thickness mm  
C = Length mm

Model	Old name	A	B	C	PU	Order No.
<b>RTP 020 G</b>		2		16.6	1	T005 01 048 99
						

## Knife



A = Width mm  
B = Thickness mm  
C = Length mm

Model	Old name	A	B	C	PU	Order No.
<b>RTP 010 K</b>		1	0.2	16.6	1	T005 01 045 99
						
<b>RTP 010 K NW</b>		1	0.2	16.6	1	T005 01 046 99
						
<b>RTP 025 K</b>		2.5	0.3	18	1	T005 01 047 99
						









# RTP MS Soldering tips

## Chisel shape





A = Width mm  
B = Thickness mm  
C = Length mm

Model	Old name	A	B	C	PU	Order No.
 RTP 002 S MS		0.2	0.1	16.3	1	T005 01 021 99
 RTP 002 S NW MS		0.2	0.1	16.3	1	T005 01 022 99
 RTP 004 S MS		0.4	0.2	16.3	1	T005 01 023 99
 RTP 008 S MS		0.8	0.3	16.3	1	T005 01 024 99
 RTP 010 S MS		1	0.3	16.3	1	T005 01 025 99
 RTP 013 S MS		1.3	0.3	16.3	1	T005 01 026 99

## Bevel Cut (Sloped)






A = Width mm  
B = Thickness mm  
C = Length mm

Model	Old name	A	B	C	PU	Order No.
 RTP 004 B MS		0.4		16.3	1	T005 01 019 99
 RTP 012 B MS		1.2		16.3	1	T005 01 020 99




## Conical



A = Width mm  
B = Thickness mm  
C = Length mm

Model	Old name	A	B	C	PU	Order No.
 RTP 001 C MS		0.1		17.9	1	T005 01 013 99
 RTP 001 C NW MS		0.1		17.9	1	T005 01 014 99
 RTP 002 C MS		0.2		16.3	1	T005 01 015 99



Model	Old name	A	B	C	PU	Order No.
<b>RTP 004 C MS</b> 		0.4		16.3	1	T005 01 016 99
<b>RTP 001 C X MS</b> 		0.1		20.6	1	T005 01 017 99
<b>RTP 002 C X MS</b> 		0.2		20.6	1	T005 01 018 99

**Solder depot**






A = Width mm  
B = Thickness mm  
C = Length mm

Model	Old name	A	B	C	PU	Order No.
<b>RTP 020 G MS</b> 		2		15.9	1	T005 01 030 99

**Knife**



A = Width mm  
B = Thickness mm  
C = Length mm

Model	Old name	A	B	C	PU	Order No.
<b>RTP 010 K MS</b> 		1	0.2	15.9	1	T005 01 027 99
<b>RTP 010 K NW MS</b> 		1	0.2	15.9	1	T005 01 028 99
<b>RTP 025 K MS</b> 		2.5	0.3	17.3	1	T005 01 029 99

Soldering Stations

Soldering iron and safety rest

Soldering tips and nozzles

Preheating plates

Soldering baths

Circuit board holder

Solder feeder

Hot air heating gun

Temperature measuring

Accessories
















# RTM Soldering tips

## Round





A = Width mm  
B = Thickness mm  
C = Length mm

Model	Old name	A	B	C	PU	Order No.
 <b>RTM 003 S</b>	RT 1SC03	0.3	0.15	20	1	T005 44 612 70N
 <b>RTM 003 S NW</b>	RT 1SCNW	0.3	0.1	20	1	T005 44 626 99N
 <b>RTM 003 S</b>	RT 1SC	0.4	0.2	20	1	T005 44 612 99N
 <b>RTM 008 S</b>	RT 9	0.8	0.4	24	1	T005 44 609 99N
 <b>RTM 008 S X</b>	RT 5 30°	0.8	0.4	24	1	T005 44 605 99N
 <b>RTM 010 S</b>		1	0.3	18	1	T005 01 005 99
 <b>RTM 013 S</b>	RT 3	1.3	0.4	20	1	T005 44 603 99N
 <b>RTM 013 S X</b>	RT 3X 30°	1.3	0.5	28	1	T005 44 603 71N
 <b>RTM 015 S</b>	RT 4	1.5	0.4	19	1	T005 44 604 99N
 <b>RTM 018 S</b>		1.8	0.4	18	1	T005 01 007 99
 <b>RTM 022 S</b>	RT 8	2.2	0.4	19	1	T005 44 608 99N
 <b>RTM 032 S</b>		3.2	0.9	17.5	1	T005 01 009 99
 <b>RTM 036 S</b>	RT 11	3.6	0.9	19	1	T005 44 611 99N

## Bevel Cut (Sloped)



A = Width mm  
B = Thickness mm  
C = Length mm

Model	Old name	A	B	C	PU	Order No.
 <b>RTM 004 B</b>		0.4		18.5	1	T005 01 002 99
 <b>RTM 012 B</b>	RT 6 45°	1.2		19	1	T005 44 606 99N





## Conical



A = Width mm  
B = Thickness mm  
C = Length mm

Model	Old name	A	B	C	PU	Order No.
<b>RTM 001 C NW</b>	RT 1NW	0.1		20	1	T005 44 625 99N
<b>RTM 002 C</b>	RT 1	0.2		20	1	T005 44 601 99N
<b>RTM 002 C L</b>		0.2		18.7	1	T005 01 000 99
<b>RTM 008 C</b>	RT 2	0.8		19	1	T005 44 602 99N

## Solder depot



A = Width mm  
B = Thickness mm  
C = Length mm

Model	Old name	A	B	C	PU	Order No.
<b>RTM 020 G</b>	RT 10GW	2.0	1.2	21	1	T0054461099N

## Knife



A = Width mm  
B = Thickness mm  
C = Length mm

Model	Old name	A	B	C	PU	Order No.
<b>RTM 025 K</b>		2.5	0.3	19	1	T005 01 011 99
<b>RTM 030 K</b>	RT 7 45°	0.9	2.2	20	1	T005 44 607 99N

## Measuring tip



A = Width mm  
B = Thickness mm  
C = Length mm

Model	Old name	A	B	C	PU	Order No.
<b>RTM Measuring tip</b>	RT Measuring Tip			26	1	T005 44 613 99N

Soldering Stations

Soldering iron and safety rest

Soldering tips and nozzles

Preheating plates

Soldering bathes

Circuit board holder

Solder feeder

Hot air heating gun

Temperature measuring

Accessories
















# RTM MS Soldering tips

## Chisel shape





A = Width mm  
B = Thickness mm  
C = Length mm

Model	Old name	A	B	C	PU	Order No.
 <b>RTM 003 S NW MS</b>	RT 1SCNWMS	0.3	0.1	20	1	T005 44 626 71N
 <b>RTM 004 S MS</b>	RT 1SCMS	0.4	0.15	20	1	T005 44 615 99N
 <b>RTM 006 S MS</b>		0.6	0.4	23	1	T005 01 004 99
 <b>RTM 008 S MS</b>	RT 9MS	0.8	0.4	24	1	T005 44 623 99N
 <b>RTM 008 S X MS</b>	RT 5MS 30°	0.8	0.4	24	1	T005 44 619 99N
 <b>RTM 010 S MS</b>		1	0.3	18	1	T005 01 006 99
 <b>RTM 013 S MS</b>	RT 3MS	1.3	0.4	20	1	T005 44 616 99N
 <b>RTM 013 S X MS</b>	RT 3XMS 30°	1.3	0.5	28	1	T005 44 603 73N
 <b>RTM 015 S MS</b>	RT 4MS	1.5	0.4	19	1	T005 44 618 99N
 <b>RTM 018 S MS</b>		1.8	0.4	18	1	T005 01 008 99
 <b>RTM 022 S MS</b>	RT 8MS	2.2	0.4	19	1	T005 44 622 99N
 <b>RTM 032 S MS</b>		3.2	0.9	17.5	1	T005 01 010 99
 <b>RTM 036 S MS</b>	RT 11MS	3.6	0.9	19	1	T005 44 631 99N

## Bevel Cut (Sloped)



A = Width mm  
B = Thickness mm  
C = Length mm







Model	Old name	A	B	C	PU	Order No.
 <b>RTM 004 B MS</b>		0.4		18.5	1	T005 01 003 99
 <b>RTM 012 B MS</b>	RT 6MS	1.2		19	1	T005 44 620 99N



## Conical



A = Width mm  
B = Thickness mm  
C = Length mm

Model	Old name	A	B	C	PU	Order No.
 <b>RTM 001 C NW MS</b>	RT 1NWMS	0.1		20	1	T005 44 625 71N
 <b>RTM 002 C MS</b>	RT 1MS	0.2		20	1	T005 44 614 99N
 <b>RTM 002 C L MS</b>		0.2		18.7	1	T005 01 001 99
 <b>RTM 004 C X MS</b>	RT 13MS 30°	0.4		26.5	1	T005 44 633 99N
 <b>RTM 005 C X MS</b>	RT 12MS 25°	0.5		25.5	1	T005 44 632 99N
 <b>RTM 008 C MS</b>	RT 2MS	0.8		19	1	T005 44 617 99N

## Solder depot





A = Width mm  
B = Thickness mm  
C = Length mm

Model	Old name	A	B	C	PU	Order No.
 <b>RTM 020 G MS</b>	RT 10GWMS	2.0	1.2	21	1	T005 44 624 99N

## Knife



A = Width mm  
B = Thickness mm  
C = Length mm

Model	Old name	A	B	C	PU	Order No.
 <b>RTM 025 K MS</b>		2.5	0.3	19	1	T005 01 012 99
 <b>RTM 030 K MS</b>	RT 7MS 45°	0.9	2.2	20	1	T005 44 621 99N

Soldering Stations

Soldering iron  
and safety restSoldering tips  
and nozzles

Preheating plates

Soldering baths

Circuit board holder

Soldier feeder

Hot air heating gun

Temperature  
measuring

Accessories










# RTU MS Soldering tips

## Chisel shape






A = Width mm  
B = Thickness mm  
C = Length mm

Model	Old name	A	B	C	PU	Order No.
 RTU 015 S MS		1.5	0.4	28	1	T005 01 058 99
 RTU 022 S MS		2.2	0.6	28	1	T005 01 059 99
 RTU 032 S MS		3.2	0.8	27.5	1	T005 01 060 99
 RTU 032 S L MS		3.2	0.8	34	1	T005 01 061 99
 RTU 050 S MS		5	1.2	27.5	1	T005 01 062 99
 RTU 076 S MS		7.6	1.5	28	1	T005 01 063 99
 RTU 093 S MS		9.3	2	28	1	T005 01 064 99

## Bevel Cut (Sloped)



A = Width mm  
B = Thickness mm  
C = Length mm





Model	Old name	A	B	C	PU	Order No.
 RTU 020 B MS		2		29	1	T005 01 055 99
 RTU 035 B MS		3.5		29	1	T005 01 056 99
 RTU 050 B MS		5		30	1	T005 01 057 99



### Conical



A = Width mm  
B = Thickness mm  
C = Length mm

Model	Old name	A	B	C	PU	Order No.
 RTU 004 C MS		0.4		27.5	1	T005 01 049 99
 RTU 008 C MS		0.8		29	1	T005 01 050 99
 RTU 016 C MS		1.6		27.5	1	T005 01 051 99
 RTU 004 C X MS		0.4		39.2	1	T005 01 052 99
 RTU 008 C X MS		0.8		39.2	1	T005 01 053 99
 RTU 016 C X MS		1.6		39.3	1	T005 01 054 99


### Solder depot







A = Width mm  
B = Thickness mm  
C = Length mm

Model	Old name	A	B	C	PU	Order No.
 RTU 020 G MS		2	1.3	28	1	T005 01 065 99

### Chisel shape



A = Width mm  
B = Thickness mm  
C = Length mm

Model	Old name	A	B	C	PU	Order No.
 RTU 100 K MS		10	1.5	27	1	T005 01 066 99
 RTU 160 K MS		16	1.5	27	1	T005 01 067 99
 RTU 200 K MS		20	1.5	27	1	T005 01 068 99
 RTU 330 K MS		33	1.5	27	1	T005 01 069 99

Soldering Stations

Soldering iron and safety rest

Soldering tips and nozzles

Preheating plates

Soldering baths

Circuit board holder

Solder feeder

Hot air heating gun

Temperature measuring

Accessories



# RTW Soldering tips

## Chisel shape




A = Width mm  
B = Thickness mm  
C = Length mm


Model	A	B	C	PU	Order No.	Model	A	B	C	PU	Order No.
<b>RTW 0,7x0,4mm, 45°</b> 	0.7	0.4	25	1	T005 44 661 99N	<b>RTW 8</b> 	1.3	0.4	19	1	T005 44 664 99N
<b>RTW 2 45°</b> 	0.7	0.4	22	1	T005 44 652 99N	<b>RTW 9</b> 	1.0	3.2	19	1	T005 44 666 99N
<b>RTW 3 45°</b> 	1.0	3	18	1	T005 44 653 99N	<b>RTW 10</b> 	1.0	10	19	1	T005 44 668 99N
<b>RTW 4 45°</b> 	1.0	6	20	1	T005 44 654 99N	<b>RTW 11</b> 	1.0	6	19	1	T005 44 667 99N
<b>RTW 7NW</b> 	1.0	3	18	1	T005 44 663 99N						

## Conical



A = Width mm  
B = Thickness mm  
C = Length mm

Model	A	B	C	PU	Order No.	Model	A	B	C	PU	Order No.
<b>RTW 1 45°</b> 	0.4		22	1	T005 44 651 99N	<b>RTW 6NW 45°</b> 	0.1		22	1	T005 44 656 99N

Model	A	B	C	PU	Order No.
<b>RTW MEASURING TIP</b> 					T005 44 662 99











# RTW MS Soldering tips

## Chisel shape



A = Width mm  
B = Thickness mm  
C = Length mm


Model	A	B	C	PU	Order No.
<b>RTW 10MS</b>	1.0	10	18	1	T005 44 671 99N
					
<b>RTW 11MS</b>	1.0	6	18	1	T005 44 670 99N
					
<b>RTW 2MS 45°</b>	0.7	0.4	22	1	T005 44 657 99N
					
<b>RTW 3MS 45°</b>	1.0	3	17	1	T005 44 658 99N
					


Model	A	B	C	PU	Order No.
<b>RTW 4MS 45°</b>	1.0	6	19	1	T005 44 659 99N
					
<b>RTW 7NWMS</b>	0.8	0.4	24	1	T005 44 663 71N
					
<b>RTW 8MS</b>	1.3	0.4	20	1	T005 44 665 99N
					
<b>RTW 9MS</b>	1.0	3.2	18	1	T005 44 669 99N
					

## Conical



A = Width mm  
B = Thickness mm  
C = Length mm

Model	A	B	C	PU	Order No.
<b>RTW 1MS 45°</b>	0.4		22	1	T005 44 655 99N
					

Model	A	B	C	PU	Order No.
<b>RTW 6NWMS 45°</b>	0.1		22	1	T005 44 656 71N
					





## SPI 16 Soldering tips

### Chisel shape



A = Width mm  
B = Thickness mm  
C = Length mm

Model	A	B	C	PU	Order No.
<b>SPI15 211</b>	2.0	0.6	50	1	4SPI152 11 -1



### Needle shape



A = Width mm  
B = Thickness mm  
C = Length mm

Model	A	B	C	PU	Order No.
<b>SPI15 210</b>	0.4	-	45	1	4SPI152 10 -1




Model	A	B	C	PU	Order No.
<b>SPI15 213</b>	0.8	0.4	50	1	4SPI152 13 -1



## SPI 27 Soldering tips

### Chisel shape



A = Width mm  
B = Thickness mm  
C = Length mm

Model	A	B	C	PU	Order No.
<b>SPI26 200</b>	2.0	0.4	50	1	4SPI262 00 -1
<b>SPI26 201</b>	3.0	0.4	50	1	4SPI262 01 -1



Model	A	B	C	PU	Order No.
<b>SPI26 206</b>	1.2	0.4	50	1	4SPI262 06 -1







# SPI 41 Soldering tips

## Chisel shape



A = Width mm  
B = Thickness mm  
C = Length mm

Model	A	B	C	PU	Order No.
<b>SPI40 220</b> 	5.0			1	4SPI402 20 -1
<b>SPI40 224</b> 	2.0			1	4SPI402 24 -1




Model	A	B	C	PU	Order No.
<b>SPI40 225</b> 	3.0			1	4SPI402 25 -1
<b>SPI41 221</b> 	5.0			1	4SPI402 21 -1


# SPI 81 Soldering tips

## Chisel shape



A = Width mm  
B = Thickness mm  
C = Length mm

Model	A	B	C	PU	Order No.
<b>SPI80 23</b> 	9.5			1	4SPI802 3- 1
<b>SPI80 234</b> 	3.0			1	4SPI802 34 -1
<b>SPI80 235</b> 	5.0			1	4SPI802 35 -1

Model	A	B	C	PU	Order No.
<b>SPI80 237</b> 	5.0			1	4SPI802 37 -1

Soldering Stations

Soldering iron and safety rest

Soldering tips and nozzles

Preheating plates

Soldering baths

Circuit board holder

Solder feeder

Hot air heating gun

Temperature measuring

Accessories

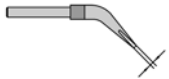
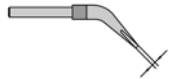

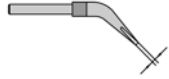

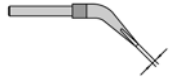
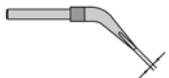
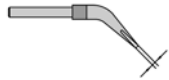


## WTA Soldering tips

### Chisel shape



A = Width mm  
B = Thickness mm  
C = Length mm







Model	A	B	C	PU	Order No.	Model	A	B	C	PU	Order No.
<b>WTA 1</b> 	1.0	0.5		1	T005 44 141 99	<b>WTA 2</b> 	3.0	0.5		1	T005 44 146 99
<b>WTA 11</b> 	1.0	0.5		1	T005 44 152 99	<b>WTA 3</b> 	6.0	0.5		1	T005 44 147 99
<b>WTA 12</b> 	3.0	0.5		1	T005 44 153 99	<b>WTA 4</b> 	12.5	0.5		1	T005 44 143 99
<b>WTA 1S</b> 	0.5	0.5		1	T005 44 145 99	<b>WTA 5</b> 	18.5	0.5		1	T005 44 144 99

## XH Soldering tips

### Chisel

A = Width mm

B = Thickness mm  
C = Length mm

Model	A	B	C	PU	Order No.	Model	A	B	C	PU	Order No.
<b>XH A</b> 	1.6	0.8	27	1	T005 44 908 99	<b>XH D</b> 	4	0.8	27	1	T005 44 911 99
<b>XH B</b> 	2.4	0.8	27	1	T005 44 909 99	<b>XH HX</b> 	0.8	0.4	35	1	T005 44 912 99
<b>XH C</b> 	3.2	0.8	27	1	T005 44 910 99	<b>XH Spring Barrel</b> 				1	T005 87 687 79






# XHT Soldering tips

## Chisel shape




A = Width mm  
B = Thickness mm  
C = Length mm

Model	A	B	C	PU	Order No.
<b>XHT C</b> 	3.2	1.2	48.0	1	T005 44 804 99
<b>XHT D</b>	5.0	1.2	48.0	1	T005 44 801 99

Model	A	B	C	PU	Order No.
<b>XHT E</b> 	7.6	1.5	48.0	1	T005 44 802 99
<b>XHT F</b> 	9.3	2.0	48.0	1	T005 44 805 99

## Measuring tip

A = Width mm  
B = Thickness mm  
C = Length mm

Model	A	B	C	PU	Order No.
<b>Measuring tip</b> 	0.5		55.0	1	T005 44 803 99



















# XNT Soldering tips

## Chisel shape




A = Width mm  
 B = Thickness mm  
 C = Length mm




Model	A	B	C	PU	Order No.	Model	A	B	C	PU	Order No.
<b>XNT 1SC</b>	0.4	0.15	27	1	T005 44 862 99	<b>XNT C</b>	3.2	0.8	27	1	T005 44 858 99
											
<b>XNT 1SCNW</b>	0.3	0.1	27	1	T005 44 881 99	<b>XNT D</b>	4	0.8	28	1	T005 44 853 99
											
<b>XNT 4X 45°</b>	1.2	0.4	34.6	1	T005 44 874 99	<b>XNT H</b>	0.8	0.4	28	1	T005 44 859 99
											
<b>XNT 6</b>	1.6	0.4	29.5	1	T005 44 856 99	<b>XNT HX 30°</b>	0.8	0.4	36.5	1	T005 44 873 99
											
<b>XNT A</b>	1.6	0.4	28	1	T005 44 851 99	<b>XNT K</b>	1.2	0.4	28	1	T005 44 860 99
											
<b>XNT AX</b>	1.6	0.8	28	1	T005 44 864 99	<b>XNT MX</b>	3.2	0.8	37.5	1	T005 44 883 99
											
<b>XNT B</b>	2.4	0.8	27	1	T005 44 857 99	<b>XNT L</b>	3.2	0.8	37.5	1	T005 44 866 99
											
<b>XNT BX</b>	2.4	0.8	36.5	1	T005 44 882 99	<b>XNT M</b>	3.2	0.8	37.5	1	T005 44 867 99
											






**Round**



A = Width mm  
B = Thickness mm  
C = Length mm




Model	A	B	C	PU	Order No.
<b>XNT 1LX</b>	0.2		42.8	1	T005 44 872 99
					
<b>XNT 1S</b>	0.2		28.5	1	T005 44 852 99
					
<b>XNT 1SLX 45°</b>	0.4		39.5	1	T005 44 875 99
					



Model	A	B	C	PU	Order No.
<b>XNT 1X</b>	0.4		28	1	T005 44 865 99
					
<b>XNT 1HS</b>	0.5		27.2	1	T005 44 888 99
					
<b>XNT CS</b>	3.2	0.8	37.5	1	T005 44 870 99
					

**Bevel Cut (Sloped)**



A = Width mm  
B = Thickness mm  
C = Length mm

Model	A	B	C	PU	Order No.
<b>XNT 4</b>	1.2		29.5	1	T005 44 855 99
					
<b>XNT AA 45°</b>	1.6		28	1	T005 44 884 99
					
<b>XNT BB 45°</b>	2.4		28	1	T005 44 885 99
					

Model	A	B	C	PU	Order No.
<b>XNT CC 45°</b>	3.2		28	1	T005 44 886 99
					
<b>XNT F 45°</b>	1.2		28	1	T005 44 887 99
					

Soldering Stations

Soldering iron and safety rest

Soldering tips and nozzles

Preheating plates

Soldering bathes

Circuit board holder

Solder feeder

Hot air heating gun

Temperature measuring



Accessories




### Conical



A = Width mm  
B = Thickness mm  
C = Length mm


Model	A	B	C	PU	Order No.
<b>XNT 1</b>	0.5	-	27	1	T005 44 850 99
					
<b>XNT S</b>	0.4	-	37.5	1	T005 44 868 99
					


Model	A	B	C	PU	Order No.
<b>XNT 1L</b>	0.2		43	1	T005 44 871 99
					

### Solder depot



A = Width mm  
B = Thickness mm  
C = Length mm


Model	A	B	C	PU	Order No.
<b>XNT GW1</b>	1.6	2.4	33	1	T005 44 854 99
					

Model	A	B	C	PU	Order No.
<b>XNT GW2 short</b>	1.0	1.1	27.5	1	T005 44 880 99
					

### Knife



A = Width mm  
B = Thickness mm  
C = Length mm



Model	A	B	C	PU	Order No.
<b>XNT KN</b>	2.0	4	33	1	T005 44 863 99
					






### SMT


A = Width mm  
 B = Thickness mm  
 C = Length mm

Model	A	B	C	PU	Order No.
<b>XNT SMT 01</b>	10.4	0.6	7.1	1	T005 44 876 99N
					
<b>XNT SMT 02</b>	16.8	0.6	7.1	1	T005 44 877 99N
					

Model	A	B	C	PU	Order No.
<b>XNT SMT 03</b>	20.8	0.6	7.1	1	T005 44 878 99N
					


### Measuring tip

A = Width mm  
 B = Thickness mm  
 C = Length mm

Model	A	B	C	PU	Order No.
<b>XNT Measuring tip</b>			31.3	1	T005 44 861 99N
					

### External thread

A = Width mm  
 B = Thickness mm  
 C = Length mm

Model	A	B	C	PU	Order No.
<b>XNT External thread M4</b>	M4		26	1	T005 44 879 99
					

Soldering Stations

Soldering iron and safety rest

Soldering tips and nozzles

Preheating plates

Soldering baths

Circuit board holder

Solder feeder

Hot air heating gun

Temperature measuring

Accessories




















# XT Soldering tips

## Chisel shape



A = Width mm  
 B = Thickness mm  
 C = Length mm

Model	A	B	C	PU	Order No.
<b>XT A</b>	1.6	0.7	37	1	T005 44 703 99
					
<b>XT AL</b>	1.6	1.0	40	1	T005 44 701 99
					
<b>XT ASL</b>	1.6	0.45	37	1	T005 44 740 99
					
<b>XT AX 30°</b>	1.6	0.7		1	T005 44 743 99
					
<b>XT B</b>	2.4	0.8	36	1	T005 44 704 99
					
<b>XT BSC</b>	2.5	0.8	36.3	1	T005 44 738 99
					
<b>XT BSL</b>	2.4	0.45	36	1	T005 44 741 99
					
<b>XT BX 30°</b>	2.4	0.8		1	T005 44 744 99
					
<b>XT C</b>	3.2	0.8	36	1	T005 44 705 99
					



Model	A	B	C	PU	Order No.
<b>XT CSL</b>	3.2	0.45	36	1	T005 44 742 99
					
<b>XT D</b>	4.6	0.8	35	1	T005 44 706 99
					
<b>XT DL</b>	4.6	0.8	40	1	T005 44 736 99
					
<b>XT D 45°</b>			37	1	T005 44 721 99
					
<b>XT E</b>	5.9	1.2	35	1	T005 44 707 99
					
<b>XT H</b>	0.8	0.4	37	1	T005 44 713 99
					
<b>XT HX</b>	0.8	0.4		1	T005 44 737 99
					
<b>XT M</b>	3.2	1.2	40	1	T005 44 702 99
					
<b>XT MX</b>	3.2	0.8		1	T005 44 745 99
					




**Round**



A = Width mm  
B = Thickness mm  
C = Length mm




Model	A	B	C	PU	Order No.
<b>XT BS</b>	2.4		37	1	T005 44 715 99
					
<b>XT CS</b>	3.2		37	1	T005 44 716 99
					



Model	A	B	C	PU	Order No.
<b>XT DS</b>	5.0		35	1	T005 44 717 99
					

**Bevel Cut (Sloped)**



A = Width mm  
B = Thickness mm  
C = Length mm

Model	A	B	C	PU	Order No.
<b>XT AA 60°</b>	1.6		37	1	T005 44 708 99
					
<b>XT BB 45°</b>	2.4		37	1	T005 44 709 99
					
<b>XT CC 45°</b>	3.2		37	1	T005 44 710 99
					

Model	A	B	C	PU	Order No.
<b>XT DDH45</b>	4		40.5	1	T005 44 730 99
					
<b>XT F 30°</b>	1.2		37	1	T005 44 718 99
					

Soldering Stations

Soldering iron and safety rest

Soldering tips and nozzles

Preheating plates

Soldering baths

Circuit board holder

Solder feeder

Hot air heating gun

Temperature measuring

Accessories



### Conical



A = Width mm  
B = Thickness mm  
C = Length mm

Model	A	B	C	PU	Order No.
<b>XT 0</b>	1.0		37	1	T005 44 714 99

### Solder depot



A = Width mm  
B = Thickness mm  
C = Length mm

Model	A	B	C	PU	Order No.
<b>XT GW1</b>			37	1	T005 44 712 99

Model	A	B	C	PU	Order No.
<b>XT GW2</b>			37	1	T005 44 735 99

### Knife



A = Width mm  
B = Thickness mm  
C = Length mm

Model	A	B	C	PU	Order No.
<b>XT KN</b>	2.0		45	1	T005 44 711 99

### Measuring tip

A = Width mm  
B = Thickness mm  
C = Length mm


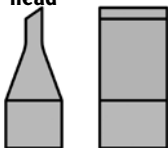

Model	A	B	C	PU	Order No.
<b>Measuring tip</b>			40	1	T005 44 722 99

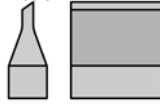

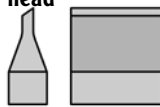



### Bevel Cut (Sloped)



A = Width mm  
B = Thickness mm  
C = Length mm


Model	A	B	C	PU	Order No.
<b>XT Solder head with adapter</b> 	4		10	1	T005 44 731 99N
<b>XT Soldering head</b> 	4		10	1	T005 44 731 90N
<b>XT Solder head with adapter</b> 	4		20	1	T005 44 732 99N


Model	A	B	C	PU	Order No.
<b>XT Soldering head</b> 	4		20	1	T005 44 732 90N
<b>XT Solder head with adapter</b> 	4		33	1	T005 44 733 99N
<b>XT Soldering head</b> 	4		33	1	T005 44 733 90N
<b>XT Solder head adapter</b> 			40	1	T005 44 734 99

### External thread

A = Width mm

B = Thickness mm  
C = Length mm

Model	A	B	C	PU	Order No.
<b>XT External thread, refined</b> 	M4		36	1	T005 44 719 99

Model	A	B	C	PU	Order No.
<b>XT External thread, refined</b> 	M5		36	1	T005 44 720 99

Soldering Stations

Soldering iron and safety rest

Soldering tips and nozzles

Preheating plates

Soldering baths

Circuit board holder

Solder feeder

Hot air heating gun

Temperature measuring

Accessories








# XTR Soldering tips

## Chisel shape



A = Width mm  
 B = Thickness mm  
 C = Length mm

Model	A	B	C	PU	Order No.
<b>XTR A</b>	1.6	0.7	36.5	1	T005 44 723 99
					
<b>XTR B</b>	2.4	0.8	36	1	T005 44 724 99
					
<b>XTR C</b>	3.2	0.8	36	1	T005 44 725 99
					
<b>XTR D</b>	4.6	0.8	34.5	1	T005 44 726 99
					
<b>XTR E</b>	5.9	1.2	34.5	1	T005 44 727 99
					
<b>XTR M</b>	3.2	1.2	39.5	1	T005 44 728 99
					

Model	A	B	C	PU	Order No.
<b>XTR AAT 45°</b>	1.8	0.2	34.3	1	T005 44 747 99
					
<b>XTR AL</b>	1.6	1.0	39.5	1	T005 44 746 99
					
<b>XTR CCT 45°</b>	4	0.6	35.5	1	T005 44 749 99
					
<b>XTR BBT 45°</b>	3	0.2	35.5	1	T005 44 748 99
					
<b>XTR DDT 45°</b>	5	0.6	36.2	1	T005 44 750 99
					



## Soldering Tips for WP 60

Model	Description	Width in mm	Diameter	PU	Order No.
<b>60-01-05</b> 	Needle shape	-	0,5 mm	1	T005 16 134 99
<b>60-01-01</b> 	Needle shape	-	1.0 mm	1	T005 16 443 99
<b>60-01-02</b> 	Chisel shape	2.4	-	1	T005 16 444 99
<b>60-01-04</b> 	Chisel shape	5.0	-	1	T005 16 446 99
<b>60-01-52</b> 	Hot air nozzle	-	4,7 mm	1	T005 16 447 99
<b>60-07U</b> 	Ejector Unit	-	-	1	T005 16 448 99
<b>60-02</b> 	Protective Cap	-	-	1	T005 16 450 99
<b>60-01-03</b> 	Round	-	2.0	1	T005 16 445 99

## Soldering Tips for Pyropen Jr.

Model	Description	Width in mm	Diameter	PU	Order No.
<b>71-01-01</b> 	Needle shape	1.0	-	1	T005 16 165 99
<b>71-01-02</b> 	Chisel shape	2.0	-	1	T005 16 166 99
<b>71-01-04</b> 	Chisel shape	5.0	-	1	T005 16 161 99
<b>71-01-03</b> 	Round	2.0	-	1	T005 16 167 99
<b>71-01-50</b> 	Hot air nozzle	1.5	-	1	T005 16 168 99
<b>71-01-52</b> 	Hot air nozzle	4.7	-	1	T005 16 169 99

Soldering Stations

Soldering iron and safety rest

Soldering tips and nozzles

Preheating plates

Soldering baths

Circuit board holder

Solder feeder















Hot air heating gun

Temperature measuring

Accessories



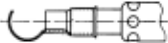




# Soldering Tips for Pyropen and Pyropen Piezo

Model	Description	Width in mm	Diameter	PU	Order No.
<b>70-01-01</b> 	Needle shape	1.0		1	T005 16 120 99
<b>70-01-05</b> 	Needle shape, extra slim	0.5		1	T005 16 124 99
<b>70-01-10</b> 	Needle shape, bent 30°	1.0		1	T005 16 129 99
<b>70-01-02</b> 	Chisel shape	3.0		1	T005 16 121 99
<b>70-01-13</b> 	Chisel shape	5.0		1	T005 16 132 99
<b>70-01-11</b> 	Chisel shape	7.0		1	T005 16 130 99
<b>70-01-03</b> 	Round	2.0		1	T005 16 122 99
<b>70-01-04</b> 	Round	3.0		1	T005 16 123 99
<b>70-01-06</b> 	Round	2.0		1	T005 16 125 99
<b>70-01-08</b> 	Round	2.0		1	T005 16 127 99
<b>70-01-50</b> 	Hot air nozzle	1.7		1	T005 16 140 99
<b>70-01-51</b> 	Hot air nozzle	3.3		1	T005 16 141 99
<b>70-01-52</b> 	Hot air nozzle	-	4.9	1	T005 16 142 99
<b>70-01-53</b> 	Hot air nozzle	-	7.0	1	T005 16 143 99





Model	Description	Width in mm	Diameter	PU	Order No.
<b>70-07TU</b> 	Flame nozzle	-	-	1	T005 16 151 99
<b>70-07SU</b> 	Soldering nozzle	-	-	1	T005 16 150 99
<b>70-01-55</b> 	Reflector attachment for heat shrinking work	18.0	6.0	1	T005 16 159 99
<b>70-01-54</b> 	Reflector attachment for heat shrinking work	22.0	8.0	1	T005 16 158 99
<b>70-03-14</b> 	PP-Barrel and nut	-	-	1	T005 16 153 99

Soldering Stations

Soldering iron and safety rest

Soldering tips and nozzles

Preheating plates

Soldering bathes

Circuit board holder

Solder feeder

Hot air heating gun









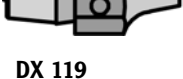
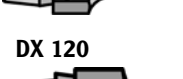

Temperature measuring

Accessories





# Desoldering Nozzle series

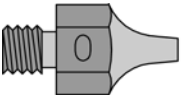
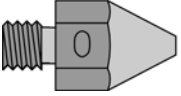
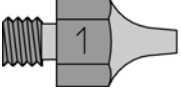
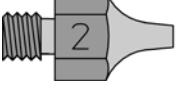
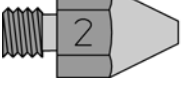
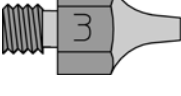
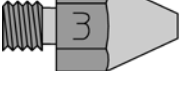

## DX Desoldering nozzles with threadless fixture system for DSX 80 and DXV 80

Model	Description	Outer-Ø	Inner-Ø	Nozzle length	PU	Order No.
<b>DX 110</b> 	Suction nozzle	1.9	0.7	25	1	T005 13 140 99
<b>DX 111</b> 	Suction nozzle	2.5	0.7	25	1	T005 13 141 99
<b>DX 112</b> 	Suction nozzle	2.3	1.0	25	1	T005 13 142 99
<b>DX 113</b> 	Suction nozzle	2.5	1.2	25	1	T005 13 143 99
<b>DX 114</b> 	Suction nozzle	3.3	1.8	25	1	T005 13 144 99
<b>DX 115</b> 	Suction nozzle	1.9	0.7	29	1	T005 13 145 99
<b>DX 116</b> 	Suction nozzle	2.7	1.2	29	1	T005 13 146 99
<b>DX 117</b> 	Suction nozzle	2.9	1.5	25	1	T005 13 147 99
<b>DX 118</b> 	Suction nozzle	1.5	0.7	23	1	T005 13 148 99
<b>DX 119</b> 	Suction nozzle	1.1	0.7	33	1	T005 13 151 99
<b>DX 120</b> 	Suction nozzle	2.5	1.1	22	1	T005 13 152 99N

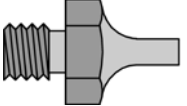


Model	Description	Outer-Ø	Inner-Ø	Nozzle length	PU	Order No.
<b>Measuring nozzle</b> 	Measuring nozzle	3.3	0.55	21.5	1	T005 13 153 99
<b>Conus cleaner</b> 	Conus cleaner for DSX 80 / DXV 80	-	-	-	1	T005 87 067 94N
<b>DX Desoldering nozzles set</b>	Desoldering Nozzle Set DX110 - DX115 for DSX 80 and DXV 80	-	-	-	1	T005 13 790 99N









## DS Desoldering nozzles with thread for DS 22, DS 80 and DSV 80

Model	Description	Outer-Ø	Inner-Ø	Nozzle length	PU	Order No.
<b>DS 110</b> 	Desoldering nozzle	1.9	0.7	18	1	T005 13 510 99
<b>DS 110HM</b> 	Desoldering nozzle	1.9	0.7	18	1	T005 13 532 99N
<b>DS 111</b> 	Desoldering nozzle	2.5	0.7	18	1	T005 13 511 99
<b>DS 112</b> 	Desoldering nozzle	2.3	1.0	18	1	T005 13 512 99
<b>DS 112HM</b> 	Desoldering nozzle	1.9	0.9	18	1	T005 13 533 99
<b>DS 113</b> 	Desoldering nozzle	2.5	1.2	18	1	T005 13 513 99
<b>DS 113HM</b> 	Desoldering nozzle	2.5	1.2	18	1	T005 13 530 99
<b>DS 114</b> 	Desoldering nozzle	3.3	1.8	18	1	T005 13 514 99




Model	Description	Outer-Ø	Inner-Ø	Nozzle length	PU	Order No.
<b>DS 115</b> 	Desoldering nozzle	1.9	0.7	24.5	1	T005 13 515 99
<b>DS 116</b> 	Desoldering nozzle	2.7	1.2	24.5	1	T005 13 516 99
<b>DS 117</b> 	Desoldering nozzle	2.9	1.5	18	1	T005 13 550 99
<b>DS 118</b> 	Desoldering nozzle	1.5	0.7	18	1	T005 13 551 99
<b>DS 119</b> 	Needle tiplet	1.9	0.7	26	1	T005 13 527 99N
<b>DS 120</b> 	Nozzle without inside tube	2.5	1.1	15.5	1	T005 13 552 99N

## XDS Desoldering nozzles for DSX 120, WXDP 120, WXDV 120

Model	Description	Outer-Ø	Inner-Ø	Nozzle length	PU	Order No.
<b>XDS 1</b> 	Desoldering nozzle	2.5	1.4	10.5	1	T005 13 250 99
<b>XDS 2</b> 	Desoldering nozzle	5.3	3.0	10.5	1	T005 13 251 99
<b>XDS 3</b> 	Desoldering nozzle	2.3	1.0	10.5	1	T005 13 252 99
<b>XDS 4</b> 	Desoldering nozzle	2.5	1.2	10.5	1	T005 13 253 99
<b>XDS 5</b> 	Desoldering nozzle	3.3	1.8	10.5	1	T005 13 254 99
<b>XDS 6</b> 	Desoldering nozzle	1.9	0.7	16.5	1	T005 13 255 99
<b>XDS 7</b> 	Desoldering nozzle	2.7	1.2	16.5	1	T005 13 256 99
<b>XDS 8</b> 	Desoldering nozzle	2.9	1.5	10.5	1	T005 13 257 99



Model	Description	Outer-Ø	Inner-Ø	Nozzle length	PU	Order No.
<b>XDS 9</b> 	Measuring tip	1.5	0.55	10.5	1	T005 13 258 99
<b>XDSL 1</b> 	Desoldering nozzle	2.5	1.4	10.5	1	T005 13 259 99
<b>XDSL 2</b> 	Desoldering nozzle	5.3	3.0	10.5	1	T005 13 260 99
<b>XDSL 3</b> 	Desoldering nozzle	2.3	1.0	10.5	1	T005 13 261 99
<b>XDSL 4</b> 	Desoldering nozzle	2.5	1.2	10.5	1	T005 13 262 99
<b>XDSL 5</b> 	Desoldering nozzle	3.3	1.8	10.5	1	T005 13 263 99
<b>XDSL 6</b> 	Desoldering nozzle	1.9	0.7	16.5	1	T005 13 264 99
<b>XDSL 7</b> 	Desoldering nozzle	2.7	1.2	16.5	1	T005 13 265 99
<b>XDSL 8</b> 	Desoldering nozzle	2.9	1.5	10.5	1	T005 13 266 99

Model	Order No.
<b>Maintenance set for WXDP/DSX 120</b> 	T005 87 657 73N
<b>Conus cleaner for WXDP/WXDV 120 &amp; DSX 120</b> 	T005 87 657 72

Soldering Stations

Soldering iron and safety rest

Soldering tips and nozzles

Preheating plates

Soldering baths

Circuit board holder

Soldier feeder




Hot air heating gun

Temperature measuring

Accessories

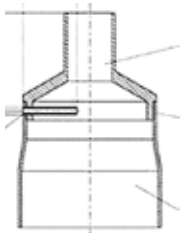



# Hot air nozzles

Model	Description	Width mm	Thickness mm	PU	Order No.
<b>TNR 25</b>	Round nozzle, without vacuum			1	T005 87 687 42N
					
<b>TNR 40</b>	Round nozzle, bent, without vacuum			1	T005 87 687 43N
					
<b>TNR 70</b>	Round nozzle, bent, without vacuum			1	T005 87 687 44N
					

Model	Description	Width mm	Thickness mm	PU	Order No.
<b>TNRB 17</b>	Round nozzle, bent, without vacuum			1	T005 87 687 45N
					
<b>TNRB 60</b>	Round nozzle, bent, without vacuum			1	T005 87 687 46N
					



Order No.	Description
T0058768755N	TNM Measuring nozzle WTHA1
	
Order No.	Description
T0058768747N	Adapter for nozzles from WHA 900 to be used with WTHA 1
	









## Hot air nozzles for HAP 1, HAP 200 and WXHAP 200

### Flat nozzle







Model	Description	Width mm	Thickness mm	PU	Order No.
<b>F02</b>	Flat nozzle	8	1.5	1	T005 87 277 74N
<b>F04</b>	Flat nozzle	10.5	1.5	1	T005 87 277 73N
<b>F06</b>	Flat nozzle	12.0	1.5	1	T005 87 277 72N

Model	Description	Diameter mm	Distance mm	Length mm	PU	Order no.
<b>R02</b>	Round nozzle	0,8 mm		17	1	T005 87 278 23
<b>R04</b>	Round nozzle	1,2 mm		17	1	T005 87 278 21
<b>R06</b>	Round nozzle	3,0 mm		17	1	T005 87 278 22
<b>R10</b>	Round Nozzle Long	2,0 mm		50	1	T005 87 277 87N
<b>R08</b>	Round nozzle long bent	2,0 mm		50	1	T005 87 277 86N
<b>FD2</b>	Dual nozzle	1,5 mm	8 mm		1	T005 87 277 76
<b>FD4</b>	Dual nozzle	1,5 mm	10 mm		1	T005 87 277 75

**2 sides heated (Type D, Length X =heated side)**

Model	Description	Length mm	Width mm	PU	Order No.
<b>D04</b>   D04	Hot Air Nozzle, Two Sides Heated, with pre-heating plate	10.5	10.5	1	T005 87 277 79N
<b>D06</b>   D06	Hot Air Nozzle, Two Sides Heated, with pre-heating plate	13.0	10.0	1	T005 87 277 82N
<b>D08</b>   D08	Hot Air Nozzle, Two Sides Heated, with pre-heating plate	15	10.0	1	T005 87 277 81N
<b>D10</b>   D10	Hot Air Nozzle, Two Sides Heated, with pre-heating plate	18	10.0	1	T005 87 277 84N

**4 sides heated (Type Q)**








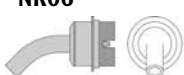

Model	Description	Length mm	Width mm	PU	Order No.
<b>Q02</b> 	Hot air nozzle, 4 sides heated	6.0	6.5	1	T005 87 277 77N
<b>Q04</b> 	Hot air nozzle, 4 sides heated	6.0	9.0	1	T005 87 277 78N
<b>Q06</b> 	Hot air nozzle, 4 sides heated, with pre-heating plate	15	10.0	1	T005 87 277 80N
<b>Q08</b> 	Hot air nozzle, 4 sides heated, with pre-heating plate	12.5	15	1	T005 87 277 83N
<b>Q10</b> 	Hot air nozzle, 4 sides heated, with pre-heating plate	18	18.0	1	T005 87 277 85N
<b>R01</b> 	Measuring nozzle			1	T005 87 278 08N









# Hot air nozzles for HAP 3000 (WHA 3000P / V), HAP 2 (WHA 2000) and HAP 3 (WHA 700, WHA 300)

## Round nozzle

















Model	Description	Diameter	PU	Order No.
 <b>NR04</b>	Round nozzle, without vacuum	2,5 mm	1	T005 87 368 81N
 <b>NR05</b>	Round nozzle, without vacuum	4,0 mm	1	T005 87 368 67N
 <b>NR10</b>	Round nozzle, without vacuum	7,0 mm	1	T005 87 368 70N
 <b>NRV07</b>	Hot air nozzle with vacuum for small components	7,0 mm	1	T005 87 507 70N
 <b>NRV10</b>	Hot air nozzle with vacuum for small components	10,0 mm	1	T005 87 507 72N
 <b>NRV12</b>	Hot air nozzle with vacuum for small components	12,0 mm	1	T005 87 507 74N
 <b>NR02</b>	Round nozzle, without vacuum	1,7 mm x 45°	1	T005 87 368 82N
 <b>NR06</b>	Round nozzle, without vacuum	6,0 mm x 45°	1	T005 87 507 65N
 <b>DR05</b>	Dual nozzle round, without vacuum	2 x 2,5	1	T005 87 368 83N

## 2 sides heated (type ND, Width X = heated side)

Model	Description	Length mm	Width mm	PU	Order No.
 <b>ND05</b>	Hot air nozzle, 2 sides heated	10.7	10.7	1	T005 87 368 43N
 <b>ND10</b>	Hot air nozzle, 2 sides heated	14	10.0	1	T005 87 368 42N
 <b>ND15</b>	Hot air nozzle, 2 sides heated	19	12.0	1	T005 87 368 41N
 <b>ND20</b>	Hot air nozzle, 2 sides heated	21.5	14.8	1	T005 87 368 40N



## Four sides heated (Type NQ)

Model	Description	Length mm	Width mm	PU	Order No.
<b>NQ05</b> 	Hot air nozzle, four sides heated	10.7	10.7	1	T005 87 368 39N
<b>NQ15</b> 	Hot air nozzle, four sides heated	14.5	10.0	1	T005 87 368 38N
<b>NQ10</b> 	Hot air nozzle, four sides heated	14.8	14.8	1	T005 87 368 18N
<b>NQ20</b> 	Hot air nozzle, four sides heated	15.5	13.0	1	T005 87 368 37N
<b>NQ25</b> 	Hot air nozzle, four sides heated	18	18.0	1	T005 87 368 14N
<b>NQ30</b> 	Hot air nozzle, four sides heated	17.5	23.5	1	T005 87 507 21N
<b>NQ35</b> 	Hot air nozzle, four sides heated	20.5	20.5	1	T005 87 368 07N
<b>NQ</b> 	Hot air nozzle, four sides heated	24	12.0	1	T005 87 368 80N
<b>NQ40</b> 	Hot air nozzle, four sides heated	26	26.0	1	T005 87 368 04N
<b>NQ45</b> 	Hot air nozzle, four sides heated	31.3	31.3	1	T005 87 368 33N
<b>NQ50</b> 	Hot air nozzle, four sides heated	36	36.0	1	T005 87 368 91N
<b>NQ55</b> 	Hot air nozzle, four sides heated	43.0	43.0	1	T005 87 368 90N
<b>NQT10</b> 	Hot air nozzle, 4 sides heated, without protruding edge	14.8	14.8	1	T005 87 507 41N
<b>NQT25</b> 	Hot air nozzle, 4 sides heated, without protruding edge	18	18.0	1	T005 87 507 42N
<b>NQT</b> 	Hot air nozzle, 4 sides heated, without protruding edge	22	22.0	1	T005 87 507 39N
<b>NA 20</b> 	Measuring nozzle			1	T005 87 368 75N



## Pre heating nozzle for HAP 3



Order No.	Description
T005 87 578 92	Pre heating nozzle for HAP 3

## Multi rest



Order No.	Description
T005 15 048 99N	Depositing rack for NR, ND, NQ Hot Air Nozzles for WHA 3000V and WHA 3000P (max. 6 nozzles)

## Vacuum insert for CSF heads (spare)



Order No.	Description
T005 87 137 99	Vacuum insert Ø 4,5 mm
T005 87 137 98	Vacuum insert Ø 10 mm

Soldering Stations

Soldering iron  
and safety restSoldering tips  
and nozzles

Preheating plates

Soldering bathes

Circuit board holder

Solder feeder

Hot air heating gun

Temperature  
measuring

Accessories



# Hot air nozzles for WQB

Model	inside	outside	PU	Order No.
<b>Hot air nozzle 6,5 x 6,5 mm</b>	6,5 x 6,5 mm	7,5 x 7,5 mm	1	T005 87 479 43
<b>Hot air nozzle 7,6 x 7,99 mm</b>	7,6 x 7,99 mm	8,6 x 8,9 mm	1	T005 87 479 47
<b>Hot air nozzle 8,5 x 8,5 mm</b>	8,5 x 8,5 mm	9,5 x 9,5 mm	1	T005 87 479 45
<b>Hot air nozzle 8,5 x 10,6 mm</b>	8,5 x 10,6 mm	9,5 x 11,6 mm	1	T005 87 479 61
<b>Hot air nozzle 8,5 x 22 mm</b>	8,5 x 22 mm	9,5 x 23 mm	1	T005 87 558 64N
<b>Hot air nozzle 9,0 x 8,0 mm</b>	9,0 x 8,0 mm	10,0 x 9,0	1	T005 87 667 04
<b>Hot air nozzle 10,0 x 10,0 mm</b>	10,0 x 10,0 mm	11,0 x 11,0 mm	1	T005 87 549 67
<b>Hot air nozzle 10,5 x 12,0 mm</b>	10,5 x 12,0 mm	11,5 x 13,0	1	T005 87 667 37
<b>Hot air nozzle 11,0 x 8,0 mm</b>	11,0 x 8,0 mm	12,0 x 9,0	1	T005 87 667 10
<b>Hot air nozzle 11,5 x 9,5 mm</b>	11,5 x 9,5 mm	12,5 x 10,5	1	T005 87 667 16
<b>Hot air nozzle 12,0 x 12,0 mm</b>	12,0 x 12,0 mm	13,0 x 13,0 mm	1	T005 87 478 48
<b>Hot air nozzle 12,5 x 12,5 mm</b>	12,5 x 12,5 mm	13,5 x 13,5	1	T005 87 547 87
<b>Hot air nozzle 13,5 x 11,5 mm</b>	13,5 x 11,5 mm	14,5 x 12,5	1	T005 87 667 18
<b>Hot air nozzle 13,5 x 13,5 mm</b>	13,5 x 13,5 mm	14,3 x 14,3 mm	1	T005 87 479 04
<b>Hot air nozzle 14,0 x 6,0 mm</b>	14,0 x 6,0 mm	15,0 x 7,0	1	T005 87 667 14
<b>Hot air nozzle 15,0 x 11,0 mm</b>	15,0 x 11,0 mm	16,0 x 12,0 mm	1	T005 87 478 93
<b>Hot air nozzle 15,5 x 15,5 mm</b>	15,5 x 15,5 mm	16,5 x 16,5 mm	1	T005 87 479 35
<b>Hot air nozzle 15,5 x 23,5 mm</b>	15,5 x 23,5 mm	16,5 x 24,5 mm	1	T005 87 479 77
<b>Hot air nozzle 17,0 x 17,0 mm</b>	17,0 x 17,0 mm	18,0 x 18,0	1	T005 87 558 62
<b>Hot air nozzle 17,0 x 25,0 mm</b>	17,0 x 25,0 mm	18,0 x 26,0	1	T005 87 557 54
<b>Hot air nozzle 18,0 x 13,0 mm</b>	18,0 x 13,0 mm	19,0 x 14,0	1	T005 87 557 94
<b>Hot air nozzle 18,0 x 18,0 mm</b>	18,0 x 18,0 mm	20,0 x 20,0 mm	1	T005 87 478 33
<b>Hot air nozzle 18,5 x 10,0 mm</b>	18,5 x 10,0 mm	19,5 x 11,0 mm	1	T005 87 548 36
<b>Hot air nozzle 19 x 19 mm</b>	19,0 x 19,0	21,0 x 21,0	1	T005 87 559 95
<b>Hot air nozzle 21,0 x 21,0 mm</b>	21,0 x 21,0 mm	23,0 x 23,0 mm	1	T005 87 547 70



Model	inside	outside	PU	Order No.
<b>Hot air nozzle 22,0 x 22,0 mm</b>	22,0 x 22,0 mm	24,0 x 24,0 mm	1	T005 87 548 20
<b>Hot air nozzle 22,5 x 17,0 mm</b>	22,5 x 17,0 mm	23,5 x 18,0 mm	1	T005 87 667 06
<b>Hot air nozzle 23,0 x 23,0 mm</b>	23,0 x 23,0 mm	24,0 x 24,0 mm	1	T005 87 667 08
<b>Hot air nozzle 25,0 x 19,0 mm</b>	25,0 x 19,0 mm	26,0 x 20,0 mm	1	T005 87 667 02
<b>Hot air nozzle 25, 0 x 25, 0 mm</b>	25,0 x 25,0 mm	27,0 x 27,0 mm	1	T005 87 477 64
<b>Hot air nozzle 27,0 x 23,0 mm</b>	27,0 x 23,0 mm	29,0 x 25,0 mm	1	T005 87 479 93
<b>Hot air nozzle 27,0 x 27,0 mm</b>	27,0 x 27,0 mm	29,0 x 29,0 mm	1	T005 87 478 50
<b>Hot air nozzle 28, 0 x 32, 0 mm</b>	28,0 x 32,0 mm	30,0 x 34,0 mm	1	T005 87 479 99
<b>Hot air nozzle 29,0 x 21,0 mm</b>	29,0 x 21,0 mm	31,0 x 23,0 mm	1	T005 87 557 92
<b>Hot air nozzle 29,0 x 29,0 mm</b>	29,0 x 29,0 mm	31,0 x 31,0 mm	1	T005 87 479 27
<b>Hot air nozzle 32 x 39 mm</b>	32,0 x 39,0 mm	34,0 x 41,0 mm	1	T005 87 667 65
<b>Hot air nozzle 33, 0 x 33, 0 mm</b>	33,0 x 33,0 mm	35,0 x 35,0 mm	1	T005 87 479 06
<b>Hot air nozzle 35,0 x 35,0 mm</b>	35,0 x 35,0 mm	37,0 x 37,0 mm	1	T005 87 548 87
<b>Hot air nozzle 37,0 x 37,0 mm</b>	37,0 x 37,0 mm	39,0 x 39,0 mm	1	T005 87 477 53
<b>Hot air nozzle 45° 37,0 x 37,0 mm</b>	37,0 x 37,0 mm	39,0 x 39,0 mm	1	T005 87 549 68N
<b>Hot air nozzle 39,5 x 39,5 mm</b>	39,5 x 39,5 mm	41,5 x 41,5 mm	1	T005 87 478 71
<b>Hot air nozzle 42,0 x 8,0 mm</b>	42,0 x 8,0 mm	50,0 x 10,0 mm	1	T005 87 557 80
<b>Hot air nozzle 42,0 x 36,0 mm</b>	42,0 x 36,0 mm	44,0 x 38,0 mm	1	T005 87 557 90
<b>Hot air nozzle 42,0 x 42,0 mm</b>	42,0 x 42,0 mm	44,0 x 44,0 mm	1	T005 87 478 74
<b>Hot air nozzle 43,5 x 33,5 mm</b>	43,5 x 33,5 mm	45,5 x 35,5 mm	1	T005 87 557 88
<b>Hot air nozzle 45,0 x 11,0 mm</b>	45,0 x 11,0 mm	47,0 x 13,0 mm	1	T005 87 549 03
<b>Hot air nozzle 45,0 x 26,0 mm</b>	45,0 x 26,0 mm	47,0 x 28,0 mm	1	T005 87 549 05
<b>Hot air nozzle 46,0 x 46,0 mm</b>	46,0 x 46,0 mm	48,0 x 48,0 mm	1	T005 87 477 63
<b>Hot air nozzle 47, 0 x 47, 0 mm</b>	47,0 x 47,0 mm	49,0 x 49,0 mm	1	T005 87 479 16
<b>Hot air nozzle 49,0 x 49,0 mm</b>	49,0 x 49,0 mm	51,0 x 51,0 mm	1	T005 87 479 41
<b>Hot air nozzle 52,0 x 8,0 mm</b>	52,0 x 8,0 mm	60,0 x 10,0	1	T005 87 667 12

Soldering Stations

Soldering iron  
and safety restSoldering tips  
and nozzles

Preheating plates

Soldering baths

Circuit board holder

Solder feeder

Hot air heating gun

Temperature  
measuring

Accessories



Model	inside	outside	PU	Order No.
<b>Hot air nozzle 52,0 x 52,0 mm</b>	52,0 x 52,0 mm	54,0 x 54,0	1	T005 87 557 79
<b>Hot air nozzle 55, 5 x 27,0 mm</b>	55,5 x 27 mm	57,5 x 29 mm	1	T005 87 667 62N
<b>Hot air nozzle 57,0 x 18,5 mm</b>	57,0 x 18,5 mm	59,0 x 20,0 mm	1	T005 87 479 85
<b>Hot air nozzle 60 x 60 mm</b>	60,0 x 60,0 mm	62,0 x 62,0	1	T005 87 557 84N
<b>Hot air nozzle 70,0 x 40,0 mm</b>	70,0 x 40,0 mm	72,0 x 42,0	1	T005 87 667 35N
<b>Hot air nozzle 70 x 60 mm</b>	70,0 x 60,0 mm	72,0 x 62,0	1	T005 87 557 50N
<b>Hot air nozzle 80,0 x 18,5 mm</b>	80,0 x 18,5 mm	82,0 x 20,5	1	T005 87 667 20
<b>Hot air nozzle 80,0 x 20,0 mm</b>	80,0 x 20,0 mm	82,0 x 22,0	1	T005 87 557 61N
<b>Reflow hot air nozzle 90,0 x 90,0 mm</b>	90,0 x 90,0 mm	92,0 x 92,0	1	T005 87 558 96
<b>Adapter for NQ nozzles WQB</b>			1	T005 87 477 70



# WRK Reflowset

## WRK Reflowset

Reflow system for SMD components with external hot air - works with desoldering station WR 3M.

Order No. T005 15 155 99N

- Accessory for 200 W Hot air station
- Reflow system with vacuum pick-up
- For desoldering of SMD components 30 x 30 mm



### Scope of supply

Order No.	Model	Description
T005 87 617 03	Tripod Pick-up	Tripod Pick-up
T005 87 617 08	Pick-up 4,5 mm	Vacuum Pick-up 4,5 mm
T005 87 617 09	Pick-up 10 mm	Vacuum Pick-up 10 mm
T005 87 617 10	Reflow housing	Reflow housing 33 x 33 mm
T005 87 617 11	Reflow housing	Reflow housing 27 x 27 mm
T005 87 617 12	Reflow housing	Reflow housing 24 x 24 mm
T005 87 617 13	Reflow housing	Reflow housing 20 x 20 mm
T005 87 617 14	Reflow housing	Reflow housing 18 x 18 mm
T005 87 617 15	Reflow housing	Reflow housing 15,5 x 15,5 mm
T005 87 617 16	Reflow housing	Reflow housing 12,5 x 12,5 mm
T005 87 617 17	Reflow housing	Reflow housing 10 x 10 mm
T005 87 617 25	Rack for nozzles	Depositing rack for nozzles

### Accessories

Order No.	Model	Description
T005 15 154 99N	Rack for Nozzles	WRK Depositing rack for Nozzles
T005 87 137 98	Vacuum insert Ø 10 mm	Vacuum insert Ø 10 mm
T005 87 137 99	Vacuum insert Ø 4,5 mm	Vacuum insert Ø 4,5 mm
T005 87 617 30N	WRK Set	Reflow housing set 24 x 24 mm, 27 x 27 mm
T005 87 617 31N	WRK Set	Reflow housing set 20 x 20 mm, 27 x 27 mm
T005 87 617 32N	WRK Set	Reflow housing set 10 x 10 mm, 12,5 x 12,5 mm, 15,5 x 15,5 mm, 18 x 18 mm



## WRK Set

### Reflow housing set 24 x 24 mm, 27 x 27 mm

Order No. T005 87 617 30N

**Scope of supply**

Order No.	Model	Description
508826	Compression spring	Compression spring
T005 87 137 98	Vacuum insert Ø 10 mm	Vacuum insert Ø 10 mm
T005 87 617 09	Pick-up 10 mm	Vacuum Pick-up 10 mm
T005 87 617 11	Reflow housing	Reflow housing 27 x 27 mm
T005 87 617 12	Reflow housing	Reflow housing 24 x 24 mm
T005 87 617 24	VAC-hose	VAC-hose, WVP-WRK

## WRK Set

### Reflow housing set 20 x 20 mm, 27 x 27 mm

Order No. T005 87 617 31N

**Scope of supply**

Order No.	Model	Description
508826	Compression spring	Compression spring
T005 87 137 98	Vacuum insert Ø 10 mm	Vacuum insert Ø 10 mm
T005 87 617 09	Pick-up 10 mm	Vacuum Pick-up 10 mm
T005 87 617 11	Reflow housing	Reflow housing 27 x 27 mm
T005 87 617 13	Reflow housing	Reflow housing 20 x 20 mm
T005 87 617 24	VAC-hose	VAC-hose, WVP-WRK






# WRK Set

## Reflow housing set 10 x 10 mm, 12,5 x 12,5 mm, 15,5 x 15,5 mm, 18 x 18 mm

Order No. T005 87 617 32N



### Scope of supply

Order No.	Model	Description
T005 87 137 99	Vacuum insert Ø 4,5 mm	Vacuum insert Ø 4,5 mm
T005 87 617 03	Tripod Pick-up	Tripod Pick-up
T005 87 617 08	Pick-up 4,5 mm	Vacuum Pick-up 4,5 mm
T005 87 617 14	Reflow housing	Reflow housing 18 x 18 mm
T005 87 617 15	Reflow housing	Reflow housing 15,5 x 15,5 mm
T005 87 617 16	Reflow housing	Reflow housing 12,5 x 12,5 mm
T005 87 617 17	Reflow housing	Reflow housing 10 x 10 mm

Soldering Stations

Soldering iron  
and safety restSoldering tips  
and nozzles

Preheating plates

Soldering baths

Circuit board holder

Solder feeder

Hot air heating gun

Temperature  
measuring


Accessories





# Preheating plates

Preheating plates are used to preheat circuit boards under repair to reduce the possibility of thermal damage and to reduce the heat requirement of the soldering tool for speeding up the repair process.



## WHP 80 Preheating plate

Preheating plate 80 W, 24 V, 80 x 50 mm



Order No. T005 27 028 99N

- 80 W, 24 V
- Heating surface 80 x 50 mm
- Temperature range 50 °C - 200 °C
- For all Weller stations with min. 80 W
- Size housing 150 x 120 x 65 mm



Accessories	Order No.	Model	Description
	T005 32 786 99N	PUD 151	Power Unit 150 W
	T005 34 156 99N	WD 1M	Power Unit 150 W (160 W)
	T005 34 346 99N	WT 1	1-Channel Power Unit, 95 W
	T005 34 356 99N	WT 1H	1-Channel Power Unit, 150 W



## WXHP 120 Preheating plate

### Preheating plate 120 W



Order No. T005 27 029 99N

- 120 W, 24 V
- Preheating Size 80 x 50 mm
- Temperature range 50 °C - 200 °C
- Platinum sensor
- Internal parameter storage (Zero Tolerance)
- Connectable to: WX 1, WX 2, WXD 2, WXA 2, WXR 3
- Size housing 150 x 120 x 65 mm (L x B x H)



## WHP 200 Infrared preheating plate

### Preheating plate 200 W, 230 V, 120 x 60 mm with easy fix board holder



Order No. T005 33 716 99N

- 200 W, 230 V
- Heating surface 120 x 60 mm
- Temperature range 50 °C - 400 °C
- Digital display for set and read temperature
- Electronic temperature control
- Infrared high temperature ceramic elements for fast and efficient heat up
- 2 Easy Fix board holder






# WHP 1000 Preheating plate

## Preheating plate 1000 W



Order No. T005 33 648 99N

- 1000 W, 230 V
- Heating surface 220 x 150 mm
- Temperature range 50°C - 300°C
- RS 232 Interface e.g. for connection to Weller hot air stations WHA 3000
- Digital display for set and read temperature
- Element Type K (accessory) connectable



# WHP 3000 Infrared preheating plate

## Infrared preheating plate 600 W with Easy Fix board holder



Order No. T005 33 386 99N

- 600 W, 230 V
- Board size upto 120 x 190 mm
- Temperature range 50 °C - 400 °C
- Digital display for set and actual temperature
- Digitally controlled
- 2 heated zones can be selected
- External sensor (accessory) connectable
- RS 232-Interface cable e.g. for connection to WHA 3000 hot air station
- Easy Fix board holder
- K-type thermo couple socket for monitoring



Accessories	Order No.	Model	Description
	T005 31 190 99	Thermoelement type K, Ø 0,5 mm	Thermoelement type K, Ø 0,5 mm
	T005 31 191 99	RS 232 Interface cable	Interface cable RS 232, 2 m (78.74 in) for remote control or monitoring by PC (type 1:1) T005 87 359 09
	T005 33 164 99N	WBH PCB board holder without stand	PCB board holder without stand
	T005 33 165 99N	WBHS PCB board holder with stand	PCB board holder with stand for WHA 3000P, WHA 3000V and WTHA 1
	T005 87 578 75N	Board holder	Easy fix board holder



# WHP 3000 Infrared preheating plate

Infrared preheating plate 1200 W, 230 V with Easy Fix board holder



Order No. T005 33 646 99N

- 1200 W, 230 V
- Board size upto 190 x 245 mm
- Temperature range 50 °C - 400 °C
- Digital display for set and actual temperature
- Digitally controlled
- 6 Infrared high temperature ceramic elements for fast and efficient heat up
- 2 Easy Fix board holder



Accessories	Order No.	Model	Description
	T005 31 190 99	Thermoelement type K, Ø 0, 5 mm	Thermoelement type K, Ø 0,5 mm
	T005 31 191 99	RS 232 Interface cable	Interface cable RS 232, 2 m (78.74 in) for remote control or monitoring by PC (type 1:1) T005 87 359 09
	T005 33 164 99N	WBH PCB board holder without stand	PCB board holder without stand
	T005 33 165 99N	WBHS PCB board holder with stand	PCB board holder with stand for WHA 3000P, WHA 3000V and WTHA 1
	T005 87 578 75N	Board holder	Easy fix board holder

# Pre heating nozzle for HAP 3

Pre heating nozzle for HAP 3



Order No. T005 87 578 92

Accessories	Order No.	Model	Description
	T005 33 346 99N	WHA 3000P Set	Hot air station 700 W / 230 V
	T005 33 366 99N	WHA 3000V	Hot-air station 700 W



# Soldering baths

Rework preparation tool e.g. for tin coating of wire ends and cleaning of leads and wires from excess and dirt. All soldering baths are suitable for lead free solder.



## W101 H Soldering bath

Miniature soldering bath 100 W, 230 V

100 W 

Order No. T005 61 093 99N

- 100 W, 230 V
- Inside Ø 17,4 mm, depth 22 mm
- Different temperatures available
- Magnastat temperature control
- Horizontal stand
- For lead free solder



Scope of supply	Order No.	Model	Description
	T005 61 093 99N	W101 H Soldering bath	Miniature soldering bath 100 W, 230 V

Accessories	Order No.	Model	Description
	T005 11 706 99N	Insert 285 °C	Insert for temperature 285 °C for W 101H
	T005 11 707 99N	Insert 330 °C	Insert for temperature 330 °C for W 101H
	T005 11 708 99N	Insert 380 °C	Insert for temperature 380 °C for W 101H
	T005 11 709 99N	Insert 450 °C	Insert for temperature 450°C for W 101H




## WSB 80 Soldering bath

Soldering bath 80 W, 24 V



Order No. T005 27 040 99N

- WSB 80 Solder Bath 80 W - 24 V
- Accessory for WT series soldering stations and WR series rework stations
- For tin coating and preparation of small electronics components and leads
- Precision temperature control / 150° F - 850° F / 50° C - 450° C
- Heated surface - 80 W: Soldering bath - Ø 0.8" x 0.98" D / Ø 20.3 mm x 24.9 mm D
- For lead free solder
- Heat-up time ~ 7 min (50 °C - 350 °C)
- For lead free solder




## WSB 150 Soldering bath

Soldering bath 150 W, 24 V



Order No. T005 27 042 99N

- WSB 150 Soldering Bath 150 W, 24 V
- Connectable to all Weller 150 W digital stations and WR3M
- For tin coating and preparation of electronics components and leads
- Precision temperature control / 150° F - 850° F / 50° C - 454° C
- Heated surface - 150 W: Soldering bath - 2.3" x 1.2" x 0.75" / 58 mm x 30 mm x 19 mm
- For lead free solder
- Heat-up time ~ 10 min ( 50°C - 350°C)
- For lead free solder







# WXSB 200 Soldering bath

## Soldering bath 200 W, 24 V

200 W

WX  
compatible

TRACEability  
qualified



Order No. T005 27 043 99N

- WXSB200 Soldering bath 200 W - 24 V
- Accessory for WX / WXD and WXA series soldering, desoldering and hot air stations
- For tin coating and preparation of electronics components and leads
- Precision temperature control / 200° F - 930° F / 100° C - 500° C
- Heated surface - 200 W: Soldering bath - 2.3" x 1.2" x 0.75" / 58 mm x 30 mm x 19 mm
- Heat-up time ~ 10 min (50°C - 350°C)
- For lead free solder



Soldering Stations

Soldering iron and safety rest

Soldering tips and nozzles

Preheating plates

Soldering baths

Circuit board holder

Solder feeder

Hot air heating gun


Temperature measuring

Accessories



# Circuit board holder

WBHS circuit board holder with a pivoting stand for the hot air pencil. Circuit boards up to 310 x 320 mm can be accommodated. The circuit board holder ensures that the hot-air pencil is vertical to the printed circuit board under repair and the pivoting stand allows the hot-air pencil to be raised and lowered precisely onto the component being reworked.



## WBHS PCB board holder with stand

PCB board holder with stand for WHA 3000P, WHA 3000V and WTHA 1



Order No. T005 33 165 99N

- Max. size 310 x 320 mm
- Board positioning in X and Y directions
- For single and double-sided boards
- Stand to mount HAP 3000 or WTHA 1 hot-air pencil
- WHP 3000 preheating plate could be fitted under the board holder



## WBH PCB board holder without stand

PCB board holder without stand



Order No. T005 33 164 99N

- For retaining and securing the circuit boards under repair.
- Same as WBHS but without stand





## ESF120

### Antistatic PCB board holder



Order No. T005 15 026 99N

- Max. size 160 x 235 mm
- Rotates through 360° in increments of 15°
- Spring clamp
- Cushioned arm for component fixing




## WBH 2 PCB board holder

### Board holder without stand

Order No. T005 33 167 99

- Max. size 310 x 320 mm



## Accessories for Board Holder WBHS, WBH

Order No.	Description
T005 87 548 73	Adjustable circuit board stop for WQB 3000 and WQB 4000
T005 87 557 45	Support for large circuit boards for WQB 4000SOPS with iron angle
T005 87 557 41	Spring-loaded downholder with magnet stand for WQB 3000, WQB 3000SOPS, WBH, WBHS
T005 87 549 24	Clamping Set for Irregular Shaped Circuit Boards (e.g. Mobilephones, Video/Digital Camera Boards, etc.)

Soldering Stations

Soldering iron and safety rest

Soldering tips and nozzles

Preheating plates

Soldering baths

Circuit board holder

Solder feeder

Hot air heating gun

Temperature measuring

Accessories

# WTSF FlowinSmart

## SINGLE-HANDED SOLDERING

A choice of a pulse or timer mode which accurately controls the method of delivery of the solder that reaches the solder tip.

Efficient one-handed soldering.

Precise solder-feeding system for highest productivity.



## WTSF 80

### Solder Feeder System 80 W

80 W (86 W)  **Silver Line**  **LT** 

Order No. T005 13 906 99

- For solder wire from  $\varnothing$  0,5 mm bis 1,0 mm
- Feed motion, adjustable from 1 - 27,5 mm/s
- Max. solder wire weight 1 kg
- Compatible with WT 1
- Pulse-Mode provides exact application of solder
- Conservation of energy through Standby function



Scope of supply	Order No.	Model	Description
	T005 13 906 99	WTSF 80	Solder Feeder System 80 W
	T005 13 914 99	WTSF 80, WTSF 120, WXSf 120 Network adapter	Power supply for WTSF 80, WTSF 120, WXSf 120
	T005 15 027 99N	KH 27	Safety rest with cleaning sponge for HAP 1, WSP 150

Accessories	Order No.	Model	Description
	T005 13 949 99	Replacement pipe 1 WTSF	for WTSF FlowinSmart, 0,5mm
	T005 13 950 99	Replacement pipe 2 WTSF	for WTSF FlowinSmart, 0,8mm
	T005 15 027 99N	KH 27	Safety rest with cleaning sponge for HAP 1, WSP 150



# WTSF 120

## Solder Feeder System 120 W

**120W (126W)**
**WT**  
compatible

**Power Response**
**XT**


Order No. T005 13 907 99

- For solder wire from Ø 0.5 mm - 1.0 mm
- Feed motion, adjustable from 1 - 27.5 mm/s
- Max. solder wire weight 1 kg
- Compatible with Weller WT stations, WD 1M, WR 2 and WR 3M rework station (sold separately)
- Pulse mode: the solder wire is continuously delivered as long as the switch is pressed (LED off)
- Integrated start / stop / standby functions conserves energy and extends the service life of the unit



Scope of supply	Order No.	Model	Description
	T005 13 907 99	WTSF 120	Solder Feeder System 120 W
	T005 13 914 99	WTSF 80, WTSF 120, WXSf 120 Network adapter	Power supply for WTSF 80, WTSF 120, WXSf 120
	T005 15 027 99N	KH 27	Safety rest with cleaning sponge for HAP 1, WSP 150

Accessories	Order No.	Model	Description
	T005 13 913 99	WTSF 80/WTSF 120, WXSf 120 Foot Switch	Foot Switch for WTSF 80, WTSF 120 and WXSf 120
	T005 13 949 99	Replacement pipe 1 WTSF	for WTSF FlowinSmart, 0.5mm
	T005 13 950 99	Replacement pipe 2 WTSF	for WTSF FlowinSmart, 0.8mm
	T005 13 951 99	Replacement pipe 3 WTSF	for WTSF FlowinSmart, 1mm
	T005 15 027 99N	KH 27	Safety rest with cleaning sponge for HAP 1, WSP 150

Soldering Stations

Soldering iron and safety rest

Soldering tips and nozzles

Preheating plates

Soldering baths

Circuit board holder

Solder feeder

Hot air heating gun

Temperature measuring

Accessories

# WXSF 120

## Solder Feeder System 120 W

120W (126W)
WX  
compatible
TRACEability  
quantified

Power Response
XT


Order No. T005 13 911 99

- For solder wire from Ø 0.5 mm - 1.0 mm
- Feed motion, adjustable from 1 - 27.5 mm/s
- Max. solder wire weight 1 kg
- Compatible with Weller WX series and rework base stations (sold separately)
- Pulse mode: the solder wire is continuously delivered as long as the switch is pressed (LED off)
- Integrated start / stop / standby functions conserves energy and extends the service life of the unit



Scope of supply	Order No.	Model	Description
	T005 13 911 99	WXSF 120	Solder Feeder System 120 W
	T005 13 914 99	WTSF 80, WTSF 120, WXSF 120 Network adapter	Power supply for WTSF 80, WTSF 120, WXSF 120
	T005 15 027 99N	KH 27	Safety rest with cleaning sponge for HAP 1, WSP 150

Accessories	Order No.	Model	Description
	T005 13 913 99	WTSF 80/WTSF 120, WXSF 120 Foot Switch	Foot Switch for WTSF 80, WTSF 120 and WXSF 120
	T005 13 949 99	Replacement pipe 1 WTSF	for WTSF FlowinSmart, 0.5mm
	T005 13 950 99	Replacement pipe 2 WTSF	for WTSF FlowinSmart, 0.8mm
	T005 15 027 99N	KH 27	Safety rest with cleaning sponge for HAP 1, WSP 150



# Hot air heating gun

## 6966EK Hot air heat gun



Hot air heat gun 250 W / 230 V

210 W

Order No. 6966 EK

- For heat shrinking, drying or to detect faulty components on circuit boards
- Cooling is possible because the air flow is independent of the heater



Scope of supply	Order No.	Model	Description
		Hot air heat gun unit	Hot air heat gun
	6958	Shrinking nozzle	Shrinking nozzle
	T695 7	Reflector	Reflector 1,5"
	T696 4	Reflector	Precision Reflector For 6966C Industrial Heat Gun

Accessories	Order No.	Model	Description
	6965A	Rest for gun	Rest for hot air gun

Soldering Stations

Soldering iron and safety rest

Soldering tips and nozzles

Preheating plates

Soldering bathes

Circuit board holder

Solder feeder

Hot air heating gun

Temperature measuring

Accessories



# Temperature Measuring

Temperature measuring systems are used for independent and regular control, testing and monitoring of the soldering tip temperatures.

A constant check of the soldering tip temperature guarantees a constant quality of the soldering work and prevents faulty batches.

This is recommended especially for soldering systems without internal, automatic parameter controlling.

## WCB 2

### Measuring and Calibration Box for WSD series

Order No. T005 31 180 99N

- OFFSET: Correction value for soldering tip temperature
- SETBACK: Reduction in set temperature after a specified period of time
- LOCK: Locking the set temperature
- °C/°F: Switching temperature display between °C/°F
- WINDOW: Setting a set value window. If the actual temperature is within the set value window a floating contact is activated
- Temperature measuring tips are available for each soldering iron



Accessories	Order No.	Model	Description
	T005 13 832 99	Temperature Measuring System	For connection to unit WCB 2 or all other temperature measure instruments with a type K sensor port.
	T005 31 184 99	WCB 2 Network adapter	Power supply for WCB 2
	T005 31 190 99	Thermoelement type K, Ø 0,5 mm	Thermoelement type K, Ø 0,5 mm
	T005 31 191 99	RS 232 Interface cable	Interface cable RS 232, 2 m (78.74 in) for remote control or monitoring by PC (type 1:1) T005 87 359 09





# WTT 1 Temperature measuring system

## Temperature measuring system

Order No. T005 31 246 99N

- Temperature range 50 °C - 500 °C
- Tolerance  $\pm 5$  °C
- Dimensions 166 x 115 x 101 mm (L x W x H)




Scope of supply	Order No.	Model	Description
		Power Unit	WTT 1 station, 35 W
		Base plate	Base plate for WTT 1P
	T005 29 109 99N	Probe for WTT 1	Probe for WTT 1

## Temperature Measuring System

For connection to unit WCB 2 or all other temperature measure instruments with a type K sensor port.

Order No. T005 13 832 99

- Connection to WCB 2 calibration unit
- For measuring soldering tip temperature



Soldering Stations

Soldering iron and safety rest

Soldering tips and nozzles

Preheating plates

Soldering baths

Circuit board holder

Solder feeder

Hot air heating gun

Temperature measuring


Accessories



# WST Wire Stripper

## THERMAL STRIPPING TOOL

Temperature controlled thermal stripping tool is suitable for all 80 W Weller stations.



## Thermal stripping tool WST 82 KIT1

Thermal stripping tool 80 W, 24 V

80 W 

Order No. T005 25 032 99N

- Suitable for all 80 W Weller stations
- For ribbon cable and round wire
- Electronically temperature controlled
- For all well-known thermoplastic synthetic isolations



Scope of supply	Order No.	Model	Description
		WST 82 handle	Thermal stripping tool
	T005 15 032 98	Safety rest for WST 82	Safety Rest for WST 82
	T005 87 250 34	Brush	Brush, copper
	T005 87 257 22	Universal knife set	Universal knife set 9 mm x 2 mm
	T005 87 257 42	Cutting knife set	Cutting knife set, width 23 mm



# Thermal stripping tool WST 82 KIT2

Thermal stripping tool 80 W, 24 V with flexcord for wider operation range

80 W

Order No. T005 25 031 99N

- Suitable for all 80 W Weller stations
- Flex cord for 1,5 - 3,5 m working distance
- For ribbon cable and round wire
- Electronically temperature controlled
- For all well-known thermoplastic synthetic isolations



Scope of supply	Order No.	Model	Description
		WST 82 handle	Thermal stripping tool
	T005 15 032 98	Safety rest for WST 82	Safety Rest for WST 82
	T005 87 250 34	Brush	Brush, copper

## Accessories WST 82

Order No.	Description	Order No.	Description
	T005 87 257 22 Universal knife set 9 mm x 2 mm		T005 87 257 32 Knife set AWG 14, 18, 22, 26 (1,6, 1,02, 0,64, 0,4 mm)
	T005 87 257 26 Knife set AWG 12, 16, 24 (2,0, 1,3, 0,51 mm)		T005 87 257 36 V Knife set 4,25 mm x 2 mm
	T005 87 257 29 Knife set AWG 12, 14, 24, 26 (2,0, 1,6, 0,51, 0,4 mm) for WST 82		T005 87 257 42 Cutting knife set, width 23 mm



# USB Microscope



- Microscope with digital camera and USB interface
- Adjustable work stand
- Application software
- Magnification: 20X – 90X
- Sensor 1/3" Color CMOS
- Video frame rate: up to 30 Fps
- Illumination: 8 build-in Hightech LEDs
- LED on/off controlled by software
- Save file format: BMP, JPG, AVI
- Cable length: approx. 1,8 m



Order No.	Description
T005 13 835 99N	USB Microscope with digital camera and adjustable work stand
T005 13 839 99N	USB Microscope with digital camera and adjustable work stand, with polarisation filter
T005 13 834 99	USB Microscope, stand without arm

# WLSK 200 Vakuum-Pen

Vacuum-Pen including Tip 3,2 mm x 9,5 mm

Order No. WLSK 200



Scope of supply	Order No.	Model	Description
	TWLSK200 T18	WLSKT 18	Replacement with tip, rubber 3,2 mm
	TWLSK200 T38	WLSKT 38	Replacement with tip, rubber 9,5 mm

Accessories	Order No.	Model	Description
	KDS260 L	KDS260L	Suction Cup Large Ø 9,5 mm for KDS301
	KDS260 M	KDS260M	Suction Cup Medium Ø 6,3 mm for KDS301
	KDS260 S	KDS260S	Suction Cup Small Ø 3,2 mm for KDS301



# SA21A

## Manual desoldering pump

Order No. SA21A

- Length 200 mm
- Metal housing
- Antistatic



Accessories	Order No.	Model	Description
	SA21A 1	Desoldering tip antistatic	Desoldering tip antistatic for SA 21A

# PS 200A

## Manual desoldering pump

Order No. PS 200A

- Length 200 mm
- Strong vacuum, minimal rebound
- Metal housing
- Antistatic (with tip PS 2001A)



Accessories	Order No.	Model	Description
	TPS 200 1A	PS 2001A	Desoldering tip antistatic for PS 200A

Soldering Stations

Soldering iron  
and safety restSoldering tips  
and nozzles

Preheating plates

Soldering bathes

Circuit board holder

Solder feeder

Hot air heating gun

Temperature  
measuring

Accessories



# Solder wire

## WSW Solder Wire

- Soldering wire with integrated flux core
- Superior wetting properties
- Cost reduction due to reduction in tip change frequency
- Not flux soaked - no process pollution
- Reduction of service costs for removing of oxidised layers
- No-clean flux
- Flux content 3,5 %



### WSW SAC M1

Alloy: Sn3.0Ag0.5Cu

Temperature range: 217-221 °C

J-STD 004 – M1 flux

Flux: 3.5 %

Order no.	Weight				Order no.	Weight			
	oz	g	Inch	mm		oz	g	Inch	mm
T005 13 865 99	17.637	500	0.012	0.3	T005 13 860 99	17.637	500	0.062	1.6
T005 13 864 99	17.637	500	0.019	0.5	T005 13 885 99	8.818	250	0.031	0.8
T005 13 863 99	17.637	500	0.031	0.8	T005 13 886 99	8.818	250	0.039	1.0
T005 13 862 99	17.637	500	0.039	1.0	T005 13 881 99	3.527	100	0.012	0.3
T005 13 861 99	17.637	500	0.047	1.2	T005 13 882 99	3.527	100	0.019	0.5

### WSW SAC L0

Alloy: Sn3.0Ag0.5Cu

Temperature range: 217-221 °C

J-STD 004 – L0 flux

Flux: 3.5 %

Order no.	Weight				Order no.	Weight			
	oz	g	Inch	mm		oz	g	Inch	mm
T005 13 872 99	17.637	500	0.012	0.3	T005 13 866 99	17.637	500	0.063	1.6
T005 13 870 99	17.637	500	0.019	0.5	T005 13 887 99	8.818	250	0.031	0.8
T005 13 869 99	17.637	500	0.031	0.8	T005 13 888 99	8.818	250	0.039	1.0
T005 13 868 99	17.637	500	0.039	1.0	T005 13 883 99	3.527	100	0.012	0.3
T005 13 867 99	17.637	500	0.047	1.2	T005 13 884 99	3.527	100	0.019	0.5



### WSW SC L0

Alloy: Sn0.7Cu

Temperature range: 227 °C

J-STD 004 – L0 flux

Flux: 3.5 %

Order no.	Weight				Order no.	Weight			
	oz	g	Inch	mm		oz	g	Inch	mm
T005 13 880 99	17.637	500	0.019	0.5	T005 13 878 99	17.637	500	0.039	1.0
T005 13 879 99	17.637	500	0.031	0.8	T005 13 877 99	17.637	500	0.047	1.2

### WSW SC M1

Alloy: Sn0.7Cu

Temperature range: 227 °C

J-STD 004 – M1 flux

Flux: 3.5 %

Order no.	Weight				Order no.	Weight			
	oz	g	Inch	mm		oz	g	Inch	mm
T005 13 876 99	17.637	500	0.019	0.5	T005 13 874 99	17.637	500	0.039	1.0
T005 13 875 99	17.637	500	0.031	0.8	T005 13 873 99	17.637	500	0.047	1.2

### WSW SCN M1

Alloy: Sn-0.6Cu-0.05Ni

Temperature range: 227°C

J-STD 004 – M1 flux

Flux: 3.5 %

Order no.	Weight			
	oz	g	Inch	mm
T005 14 013 99	3.527	100 g	0.031	0,8 mm

Soldering Stations

Soldering iron and safety rest

Soldering tips and nozzles

Preheating plates

Soldering bathes

Circuit board holder

Solder feeder

Hot air heating gun

Temperature measuring

Accessories



## SD 1000

### Solder dispenser

Order No. T005 13 017 99N

- For use of coils up to 1000 g
- Length 95 mm, core  $\varnothing > 15$  mm
- Length 70 mm, core  $\varnothing > 12$  mm
- Length 84 mm, core  $\varnothing < 12$  mm



## ABW 2 Extension for additional reel

### ABW 2 Extension for additional reel SD 1000 Solder dispenser

Order No. T005 13 013 99

- For use of coils up to 1000 g
- Length 95 mm, core  $\varnothing > 15$  mm
- Length 70 mm, core  $\varnothing > 12$  mm
- Length 84 mm, core  $\varnothing < 12$  mm







# Accessories Cleaning

## WDC Dry Cleaner

Dry cleaner for soldering tips  
with brass cleaning wool

Order No. T005 15 124 99N

- Minimisation of the erosion
- Double soldering tip lifetime



## WDC 2 Dry Cleaner

Dry Cleaner for WDH safety rests  
with brass cleaning wool

Order No. T005 15 125 99



Soldering Stations

Soldering iron  
and safety restSoldering tips  
and nozzles

Preheating plates

Soldering bathes

Circuit board holder

Solder feeder

Hot air heating gun

Temperature  
measuring

Accessories



# WDC Dry Cleaner Set

## Dry cleaner set

Order No. T005 15 126 99N



Scope of supply	Order No.	Model	Description
	T005 13 031 99	Tip-Activator	For regeneration of oxidized tips
	T005 13 827 99	Stainless steel brush	Stainless Steel Brush (3 pieces)
	T005 15 124 99N	WDC Dry Cleaner	Dry cleaner for soldering tips with brass cleaning wool
	WPB1	WPB 1 Polishing Bar	Polishing Bar for removal of compacted oxidised films on soldering tips.

# WDC 2 Dry Cleaner Set

## Dry cleaner

Order No. T005 15 127 99



Scope of supply	Order No.	Model	Description
	T005 13 031 99	Tip-Activator	For regeneration of oxidized tips
	T005 13 827 99	Stainless steel brush	Stainless Steel Brush (3 pieces)
	T005 15 124 99N	WDC Dry Cleaner	Dry cleaner for soldering tips with brass cleaning wool
	WPB1	WPB 1 Polishing Bar	Polishing Bar for removal of compacted oxidised films on soldering tips.



## Metal Wool

Metal Wool for WDC Dry Cleaner  
(T0051512499), Replacement (2 Pieces)

Order No. T005 13 824 99



## Brass cleaning wool

Brass cleaning wool for WDC 2 Dry Cleaner  
for WDH safety rests Replacement (2 pcs.)

Order No. T005 13 841 99



## Metal wool

Metal Wool for WDC 2 Dry Cleaner (T005  
15 125 99), Replacement (2 Pieces)

Order No. T005 13 825 99



## Cleaning sponge

Cleaning sponge single-layer, 70 x 55 x 16 mm

Order No. T005 22 419 99



Soldering Stations

Soldering iron  
and safety restSoldering tips  
and nozzles

Preheating plates

Soldering bathes

Circuit board holder

Solder feeder

Hot air heating gun

Temperature  
measuring

Accessories



## TC205

---

Cleaning sponge for WEP 70 safety rest

Order No. TC205



## Cleaning sponge

---

Cleaning sponges double-layer 70 x 55 x 16 mm

Order No. T005 22 420 99



## Stainless steel brush

---

Stainless Steel Brush (3 pieces)

Order No. T005 13 827 99



## WPB 1 Polishing Bar

---

Polishing Bar for removal of compacted oxidised films on soldering tips.

Order No. WPB1

- Cleaning only possible in cold state of the soldering tip





## Tip-Activator

For regeneration of oxidized tips

Order No. T005 13 031 99

- Cleaning only possible in hot state of the soldering tip



## Desoldering wire

- The desoldering wires consists of a copper net with flux. The special surface treatment allows efficient solder removal.



Order No.	Description
T005 13 010 99	Desoldering wire 1,6 m coil, width 1,5 mm.
T005 13 011 99	Desoldering wire 1,6 m coil, width 2 mm
T005 13 012 99	Desoldering wire 1,6 m coil, width 2,5 mm
T005 13 028 99	Desoldering wire 15 m coil, width 2,5 mm
T005 13 026 99	Desoldering wire 30 m coil, width 1,5 mm
T005 13 027 99	Desoldering wire 30 m coil, width 2 mm

## Liquid flux

Liquid flux (100 ml) for simple soldering applications with high temperature and long soldering times (for example wire and dip)

Order No. T005 13 831 99

- Without brush
- Typ 1.1.3. AF-SW32, EN29 454
- Remaining flux is not corrosive
- DIN EN 61190 ROL0
- Flux on base of resin





## Liquid flux

Liquid flux RMA (15 ml) especially for BGA and SMT rework. Very reliable, avoids short cuts

Order No. T005 13 837 99

- With brush
- Solvent content 73 %
- Solvent content 73 %
- ROL1 related to IPC J-STD-004



## Spot-Mask

Suitable for lead free applications, 250 ml

Order No. SM15748BK

- Storable 12 months
- Suitable for lead free applications
- The Spot-Mask is a material to protect connectors of PCBs from tinning during the reflow process. For manual rework the Spot-Mask is easily applied and removed. Mechanic fixture after 6 min, hardened after 2-3 hours by 20 °C, 1 hour by 95 °C.



## Extension cord



Order No.	Description
T005 32 099 99	Extension cord 2-wire, 4 m for TCPS
T005 25 098 99	Extension cord 5-wire, 4 m, up to 50 W, for soldering iron LR 21, MLR 21, WTA 50
T005 26 098 99N	Extension cord 7-wire, 3 m, up to 80 W, for WMP, WSP 80



# Filtration

## FUME EXTRACTION SOLUTIONS

**+** LOW NOISE

**+** LOW ENERGY CONSUMPTION

**+** LARGE FILTER SURFACE FOR LONGER FILTER LIFETIME



### Volume extraction

More suitable for applications involving, for example hand soldering, solder baths, hot-air soldering, microsoldering as well as gluing and cleaning work. Weller offers various mobile systems that purify the air for up to 8 workstations.

- Large areas can be covered
- Low maintenance
- For 1 to up to 8 work places
- Extraction cabinets
- Remote control



### Tip extraction

Weller FE (fume extraction) soldering irons have a smoke tube integrated into the handle. When soldering, the tube is positioned directly above the tip and collects any fumes produced. Fume extraction attachments can be retrofitted to non-fume extraction Weller soldering irons.

- Low investment per workstation
- Contaminants extraction right at the source
- Up to 20 soldering points with one system (max. 200 m apart)
- Ergonomic with easy access to workpiece
- Minimal air movement



**+**  
**MOBILE**

**+**  
**QUICK & EASY  
INSTALLATION**



**Filtration**

Filtration

222 - 286

<b>Volume fume extraction</b>	<b>226</b>
Exhaust hood	246
Easy-Click 60 Extraction Arms	249
Accessories for extraction arms	257
Accessories Volume Extraction	258
<b>Tip extraction</b>	<b>264</b>
<b>Laser extraction</b>	<b>274</b>
<b>Accessories</b>	<b>277</b>
<b>Spare Filters</b>	<b>278</b>
Compact filters MG 140	284
Replacement filters for discontinued MG filter systems	286



**Laser extraction**

The Weller Laser Line Series offers mobile fume extraction for all kinds of applications. All systems can be retrofitted with special filters for use in cleanrooms or inkjet printers.

- > Automatic constant flow control (CFC)
- > Interface via USB, RS 232 and optional relay outputs
- > Low-maintenance, brushless turbines
- > Acoustic and visual filter change alarm
- > Individually upgradable with special filters
- > Up to three separate filter components - ensuring low operating costs
- > Thermally recycable main filter housing

# ZERO SMOG<sup>®</sup> and LASERLINE fume extraction solutions

## WE CARE FOR YOUR ENVIRONMENT.

### Why fume extraction?

Many work environments today, including soldering and adhesives applications, create particles and gases that can be harmful to the work place and the environment. To protect the operator, it is important to use an extraction system that is able to separate these particles and gases and then re-circulates the cleaned air back into the work place.

It is important to use the correct safety equipment to remove these hazardous substances. Inhaling fine particles is more dangerous than big particles that get caught more easily because they can block the alveoli in the lungs.

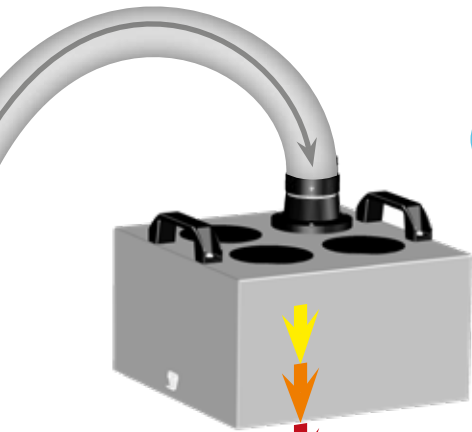


Why fume extraction?  
See the video on  
[www.youtube.com/wellersoldering](http://www.youtube.com/wellersoldering)

### Fine particles – A health hazard!

Protect your health and the health of your employees!  
Particles and gases are hazardous to health. Fine particles can get into the lungs and cause allergies, asthma or cancer.

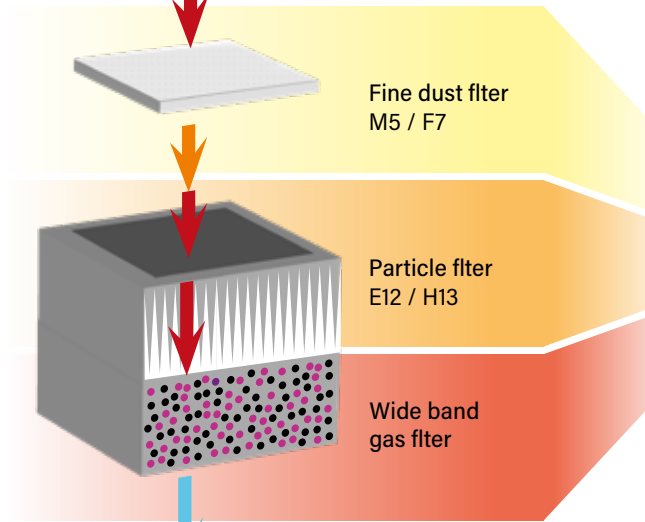




**+ SEPARATE FILTERS  
LESS WEAR**

Up to four filters of different permeability separate out particles and gases that are hazardous to health.

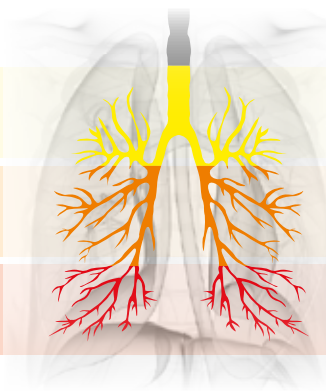
Filter classification:	Recommended application
In accordance with EN 1822:2009	<b>M5</b> For standard applications
	<b>F7</b> For applications with high flux or dust content
	<b>E12 / H13</b> For applications with high flux or dust content
	<b>Gas</b> For applications with fumes from adhesives and solvents





Fine dust filter  
M5 / F7

Particle filter  
E12 / H13

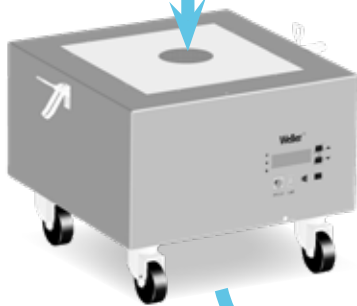
Wide band  
gas filter



 Fibers, pollen 10 µm  
Bacteria, pigments 5 µm

 Smog  
Asbestos dust > 1 µm  
Viruses > 0.5 µm

 Gas



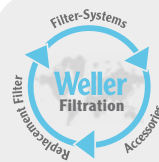
End product – clean air –  
is re-circulated into  
the workplace.

**+ SAVES ENERGY  
AND REDUCES  
ENERGY COSTS**

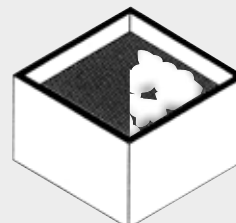


**FINE DUST ACCUMULATION IN THE HUMAN BODY**

- ▶ The smaller particles are, the deeper they penetrate into the respiratory system
- ▶ The deeper particles penetrate, the higher the health risks are
- ▶ The smallest particles travel via alveoli into the bloodstream



BEFORE  
New filter



AFTER  
90 minutes  
soldering with  
leadfree solder wire



# Volume fume extraction

Weller systems are specifically designed for continuous operation in industrial environments. Care and attention at the design stage plus careful component choice and a high quality manufacturing process have given Weller extraction systems a world wide reputation for reliability and longevity.



## SELECTION GUIDE

based on particle- and gas filter capacity

Application	Standard systems			Systems with high gas filter volume		Central systems with automatic flow control	
	Zero Smog EL	Zero Smog TL	MG 130	MG 100S	MG 140	Zero Smog 4V	Zero Smog 6V
Hand soldering	✓✓	✓✓	✓✓	✓✓✓	✓✓✓	✓✓✓	✓✓✓
Heavy duty fume applications (solder bath, selective wave)	✓	✓	✓	✓	✓✓	✓✓	✓✓✓
Soldering, gluing, cleaning, filling	✓	✓	✓✓	✓✓✓	✓✓✓	✓✓	✓✓✓
Gluing, Cleaning, Filling	✓	✓	✓✓	✓✓✓	✓✓✓	✓✓✓	✓✓✓
Finedust	✓✓	✓✓	✓✓	✓	✓✓✓	✓✓	✓✓✓
MEK (Methyl Ethyl Keton)			✓	✓✓✓	✓✓✓	✓	✓
VOC (Volatile Organic Compounds)			✓	✓✓✓	✓✓✓	✓	✓✓✓
Cleanroom					✓✓✓		



# Zero Smog EL 230V F/G

## Fume extraction unit



Order No. FT91 01 069 9N

- Fume extraction unit for 1 to 2 workplaces.
- Fine dust pre-filter M5 that can be separately changed, without having to change main filter
- Granular activated carbon filter for effective gas filtering
- Portable fume extraction unit, for placement under or next to the bench-top.
- Easy filter change.



## TECHNICAL DATA

Max. capacity	1–2 workstations
Dimensions L x W x H (Inches)	13.19 x 14.17 x 17.52
Dimensions L x W x H (mm)	335 x 360 x 445
Weight (approx.) in kg	8.6
Voltage	220-240 V (50/60 Hz)
Power	120 VA
Noise level (distance 1 m) dB(A)	< 53
Max. blower vacuum (Pa)	2500
Capacity m <sup>3</sup> /h	150
Pre-filter	Pre-filter mat class M5
Compact filter	Particle filter H13, and granular activated carbon filter

Volume extraction

Tip Extraction

Laser Extraction

Accessories Volume extraction

Spare filter



Volume fume extraction

# Zero Smog EL Kit 1

Fume extraction unit with flexible arm and funnel nozzle

120 VA
WX compatible
TRACEability qualified
WT compatible

LOW SOUND LEVEL < 53 db(A)

Order No. FT91 01 269 9N

- Fume extraction unit for 1 to 2 workspaces.
- Fine dust pre-filter M5 that can be separately changed, without having to change main filter
- Granular activated carbon filter for effective gas filtering
- Portable fume extraction unit, for placement under or next to the bench-top.
- Easy filter change.

## TECHNICAL DATA

Max. capacity	1–2 workstations
Dimensions L x W x H (Inches)	13.19 x 14.17 x 17.52
Dimensions L x W x H (mm)	335 x 360 x 445
Weight (approx.) in kg	8.6
Voltage	220-240 V (50/60 Hz)
Power	120 VA
Noise level (distance 1 m) dB(A)	< 53
Max. blower vacuum (Pa)	2500
Capacity m <sup>3</sup> /h	150
Pre-filter	Pre-filter mat class M5
Compact filter	Particle filter H13, Active carbon filter



Scope of supply	Order No.	Model	Description
		Zero Smog EL Unit	Zero Smog EL Unit
	0F15	0F15 Flexible extraction arm	Extraction arm, flexible, Ø 60 mm for sloped and funnel nozzles, length 1,5 m
	ALFA	ALFA Funnel Nozzle	Easy-Click 60 Funnel nozzle, for flexible and stativ extraction arm, width 230 mm, height 100 mm. To be mounted on an aluminium extraction arm without flexible hose, adapter Z is needed. See extraction arms accessories.
	T005 87 628 46	Fixing clamp	Fixing clamp Ø 63 mm, 1 piece, for fixing Easy-Click 60, 60 mm extraction arms



# Zero Smog TL

## Fume extraction unit Zero Smog TL

120 W

WX  
compatibleTRACEability  
quantifiedWT  
compatibleLOW SOUND LEVEL  < 50 db(A)

Order No. FT91 01 369 9N

- Low noise levels
- Automated filter change notification system
- Easily operated and easy filter replacement
- Longer service life due to exceptionally large filter surface
- For connection to a WX / WT station a WT Hub is needed

### TECHNICAL DATA

Max. capacity	1–2 workstations
Dimensions L x W x H (Inches)	13.19 x 12.9 x 17.52
Dimensions L x W x H (mm)	335 x 330 x 445
Weight (approx.) in kg	9
Voltage	220-240 V (50/60 Hz)
Power	120 W
Noise level (distance 1 m) dB(A)	<50
Max. blower vacuum (Pa)	3.000
Capacity m <sup>3</sup> /h	190
Pre-filter	Fine dust prefilter F7
Compact filter	Particle filter H13 and granular activated carbon filter



Volume extraction

Tip Extraction

Laser Extraction

Accessories Volume extraction

Spare filter



Volume fume extraction

## Zero Smog TL Kit 1 FN

Fume extraction unit with flexible extraction arm, extraction hose, stop valve with bench mounting brackets, remote switch and funnel nozzle

**120 W** **WX** compatible **TRACEability** qualified **WT** compatible  
 LOW SOUND LEVEL < 50 db (A)

Order No. FT91 01 569 9N



Scope of supply	Order No.	Model	Description
	0F10	0F10 flexible Extraction arm	Easy-Click 60 flexible Extraction arm, Ø 60 mm for sloped and funnel nozzles, length 1 m
	700-3051-ESD	Extraction hose 3 meter	Easy-Click 60 Extraction hose Ø 60 mm, length: 3 meter
	ALFA	ALFA Funnel Nozzle	Easy-Click 60 Funnel nozzle, for flexible and stativ extraction arm, width 230 mm, height 100 mm. To be mounted on an aluminium extraction arm without flexible hose, adapter Z is needed. See extraction arms accessories.
	FT910 00 033	On-/Off-Switch	ZSRS Zero Smog Remote Switch
	FT910 13 699 N	Zero Smog TL	Fume extraction unit Zero Smog TL

## Zero Smog TL Kit 2 FN

Fume extraction unit with 2 flexible extraction arms, 2 fixing clamps for the arms, a remote switch and 2 funnel nozzles

**120 W** **WX** compatible **TRACEability** qualified **WT** compatible  
 LOW SOUND LEVEL < 50 db (A)

Order No. FT91 01 769 9N



Scope of supply	Order No.	Model	Description
	0F15	0F15 Flexible extraction arm	Extraction arm, flexible, Ø 60 mm for sloped and funnel nozzles, length 1,5 m
	ALFA	ALFA Funnel Nozzle	Easy-Click 60 Funnel nozzle, for flexible and stativ extraction arm, width 230 mm, height 100 mm. To be mounted on an aluminium extraction arm without flexible hose, adapter Z is needed. See extraction arms accessories.
	FT910 00 033	On-/Off-Switch	ZSRS Zero Smog Remote Switch
	FT910 13 699 N	Zero Smog TL	Fume extraction unit Zero Smog TL
	T005 87 628 46	Fixing clamp	Fixing clamp Ø 63 mm, 1 piece, for fixing Easy-Click 60, 60 mm extraction arms





## Zero Smog TL Kit 2 SN

Fume extraction unit with 2 flexible extraction arms, 2 fixing clamps for the arms, a remote switch and 2 sloped nozzles

120 W

WX  
compatibleTRACEability  
Weller qualifiedWT  
compatibleLOW  
SOUND  
LEVEL  < 50 db (A)

Order No. FT91 01 669 9N



### Scope of supply

Order No.	Model	Description
OF15	OF15 Flexible extraction arm	Extraction arm, flexible, Ø 60 mm for sloped and funnel nozzles, length 1,5 m
FT-NL	FT-NL Sloped nozzle	Easy-Click 60 metal nozzle Ø 60 mm, length 130 mm.
FT910 00 033	On-/Off-Switch	ZSRS Zero Smog Remote Switch
FT910 13 699 N	Zero Smog TL	Fume extraction unit Zero Smog TL
T005 87 628 46	Fixing clamp	Fixing clamp Ø 63 mm, 1 piece, for fixing Easy-Click 60, 60 mm extraction arms

## Zero Smog TL with Gas Filter

Zero Smog TL fume extraction unit with Gas Filter

120 W

WX  
compatibleTRACEability  
Weller qualifiedWT  
compatibleLOW  
SOUND  
LEVEL  < 50 db (A)

Order No. FT91 01 469 9N



### Scope of supply

Order No.	Model	Description
T005 87 359 38	Fine dust filter F7 WFE 2S, Zero Smog 4V	Fine dust filter F7 for WFE 2S, Zero Smog 4V

Volume extraction

Tip Extraction

Laser Extraction

Accessories Volume extraction

Spare filter



Volume fume extraction

# MG 130

## Fume extraction unit MG 130

100 W

LOW SOUND LEVEL  < 52 db(A)



Order No. 130-10 00- ESDN

- Unit purifies air up to 2 workplaces
- 100–240 power supply for global use
- Filter alarm and 3 steps speed control
- Small foot print design
- The fume extraction unit MG 130 is easy to install and operate. Is supplied complete ready to place close to the workbench.



### TECHNICAL DATA

Max. capacity	1-2 workstations
Dimensions L x W x H (Inches)	18,11 x 8,26 x 19,68
Dimensions L x W x H (mm)	460 x 210 x 500
Weight (approx.) in kg	11
Voltage	100 - 240 V, 50/60 Hz
Power	100 W
Noise level (distance 1 m) dB(A)	< 52
Max. blower vacuum (Pa)	2.300
Capacity m <sup>3</sup> /h	140
Pre-filter	Pre filter mat class F7
Compact filter	Particle filter H13, Wide band gas filter (50 % Active carbon + 50 % Chemisorb)
ESD-safe	✓

Scope of supply	Order No.	Model	Description
		MG 130 Unit	MG 130 Unit
	130-2000-ESDN	Compact filter MG 130	Particle filter H13 and wide band gas filter, Standard
	130-2010	Fine dust filter F7 MG 130	Fine dust filter F7 for MG 130



# MG 130 Kit Nozzle

## Fume extraction unit MG 130 mit Kit Nozzle

100 W

&lt; 52 db(A)



Order No. 130-10 55- ESDN

### Scope of supply

Order No.	Model	Description
MG 130 Unit	MG 130 Unit	MG 130 Unit
2 x 0F10	0F10 flexible Extraction arm	Easy-Click 60 flexible Extraction arm, Ø 60 mm for sloped and funnel nozzles, length 1 m
130-2000-ESDN	Compact filter MG 130	Particle filter H13 and wide band gas filter, Standard
130-2010	Fine dust filter F7 MG 130	Fine dust filter F7 for MG 130
2 x FT-NL	FT-NL Sloped nozzle	Easy-Click 60 metal nozzle Ø 60 mm, length 130 mm.

# MG 130 Kit Funnel

## Fume extraction unit MG 130 with Kit Funnel

100 W

&lt; 52 db(A)



Order No. FT91 00 010 3N

### Scope of supply

Order No.	Model	Description
MG 130 Unit	MG 130 Unit	MG 130 Unit
2 x 0F10	0F10 flexible Extraction arm	Easy-Click 60 flexible Extraction arm, Ø 60 mm for sloped and funnel nozzles, length 1 m
2 x ALFA	ALFA Funnel Nozzle	Easy-Click 60 Funnel nozzle, for flexible and stativ extraction arm, width 230 mm, height 100 mm. To be mounted on an aluminium extraction arm without flexible hose, adapter Z is needed. See extraction arms accessories.



Volume fume extraction

# MG 100S

## Fume extraction unit MG 100S

100 W

LOW SOUND LEVEL



< 52 db(A)



Order No. 100-10 00- ESDN

- Unit purifies air at up to 2 workplaces
- High Gasfilter volume
- Electronic filter control with filter alarm
- Variable speed setting
- Minimized foot print



### TECHNICAL DATA

Max. capacity	1-2 workstations
Dimensions L x W x H (Inches)	18.11 x 8.26 x 24.15
Dimensions L x W x H (mm)	460 x 210 x 610
Weight (approx.) in kg	15
Voltage	110 - 240 V, 50/60 Hz
Power	100 W
Noise level (distance 1 m) dB(A)	< 52
Max. blower vacuum (Pa)	2.300
Capacity m <sup>3</sup> /h	140
Pre-filter	-
Compact filter	Particle filter H13, Wide band gas filter (50 % Active carbon + 50 % Chemisorb)
ESD-safe	✓

Scope of supply	Order No.	Model	Description
		MG 100S Unit	MG 100S Fume Extraction Unit
	100-2000-ESDN	Compact filter MG 100S Standard	Particle filter H13 and wide band gas filter, Standard



## MG 100S Kit 1

### Fume extraction unit MG 100S with Kit 2 Funnel

100 W

 LOW SOUND LEVEL  < 52 db(A)


Order No. 100-10 56- ESDN

Scope of supply	Order No.	Model	Description
		MG 100S Unit	MG 100S Fume Extraction Unit
	100-2000-ESDN	Compact filter MG 100S Standard	Particle filter H13 and wide band gas filter, Standard
	T005 36 571 99N	Kit 1 WF Funnel Nozzle	Easy-Click 60 extraction arm, flexible with funnel nozzle and stop valve

## MG 100S Kit 2

### Fume extraction unit MG 100S with Kit 2 Funnel

100 W

 LOW SOUND LEVEL  < 52 db(A)


Order No. 100-10 55- ESDN

Scope of supply	Order No.	Model	Description
		MG 100S Unit	MG 100S Fume Extraction Unit
2 x	0F15	0F15 Flexible extraction arm	Extraction arm, flexible, Ø 60 mm for sloped and funnel nozzles, length 1,5 m
	100-2000-ESDN	Compact filter MG 100S Standard	Particle filter H13 and wide band gas filter, Standard
2 x	ALFA	ALFA Funnel Nozzle	Easy-Click 60 Funnel nozzle, for flexible and stativ extraction arm, width 230 mm, height 100 mm. To be mounted on an aluminium extraction arm without flexible hose, adapter Z is needed. See extraction arms accessories.



Volume fume extraction

## MG 100S Kit 3

Fume extraction unit MG 100S with Kit 3

100 W

LOW  
SOUND  
LEVEL



< 52 db (A)



Order No. 100-10 32- ESDN



Scope of supply	Order No.	Model	Description
		MG 100S Unit	MG 100S Fume Extraction Unit
	100-2000-ESDN	Compact filter MG 100S Standard	Particle filter H13 and wide band gas filter, Standard
	3-0F15	3-0F15 Flexible extraction arm	Easy- Click 60 Flexible extraction arm, Ø 32 mm, length 1,5 m



# MG 140

## Fume extraction unit MG 140

**100 W**

LOW SOUND LEVEL


**< 50 dB(A)**


Order No. 145-10 00-ESDN

- Unit purifies air at up to 2 workplaces
- High Gasfilter volume
- Electronic filter control with alarm function
- Switch power supply 100 - 240 V
- 4 wheels for easy movement



### TECHNICAL DATA

Max. capacity	2 workstations
Dimensions L x W x H (Inches)	13.77 x 13.18 x 25.78
Dimensions L x W x H (mm)	350 x 335 x 655
Weight (approx.) in kg	18
Voltage	110 - 240 V, 50/60 Hz
Power	100 W
Noise level (distance 1 m) dB(A)	< 50
Max. blower vacuum (Pa)	2.300
Capacity m <sup>3</sup> /h	140
Pre-filter	Pre filter mat class F7
Compact filter	Particle filter H13, Wide band gas filter (50 % Active carbon + 50 % Chemisorb)
ESD-safe	✓

### Scope of supply

Order No.	Model	Description
	MG 140 Unit	MG 140 Fume Extraction Unit
145-2000-ESDN	Compact filter MG 140	Particle filter H13 and wide band gas filter, Standard
145-4000	Pre-filter MG 140	Pre-filter for MG 140 / F8 (2 pieces)

Volume extraction

Tip Extraction

Laser Extraction

Accessories Volume extraction

Spare filter



Volume fume extraction

# Zero Smog 4V

Fume extraction unit Zero Smog 4V

275 VA
WX compatible
TRACEability qualified
WT compatible

LOW SOUND LEVEL
< 48 db (A)

Order No. T005 36 606 99N

- Unit purifies air at up to 4 workplaces
- Constant Flow Control (CFC) guarantees automatical air flow regulation for each working place independent of the connected workplaces
- Electronic filter control with optical and acoustical filter alarm
- Efficiency test via USB port
- 4 wheels to allow easy movement of the unit



## TECHNICAL DATA

Max. capacity	1–4 workstations
Dimensions L x W x H (Inches)	13.58 x 12.79 x 19.88
Dimensions L x W x H (mm)	345 x 325 x 505
Weight (approx.) in kg	19
Voltage	220-240 V (50/60 Hz)
Power	275 VA
Noise level (distance 1 m) dB(A)	< 48
Max. blower vacuum (Pa)	3.800
Capacity m <sup>3</sup> /h	230
Pre-filter	Pre filter mat class F7
Compact filter	Particle filter H13, Wide band gas filter (50 % Active carbon + 50 % Chemisorb)
ESD-safe	✓

Scope of supply	Order No.	Model	Description
		Zero Smog 4V Unit	Zero Smog 4V Unit
	T005 87 359 36N	Compact filter Zero Smog 4V, WFE 2S	Compact filter: Particle filter H13 and wide band gas filter (50% active carbon, 50% Chemisorb) for Zero Smog 4V, WFE 2S
	T005 87 359 38	Fine dust filter F7 WFE 2S, Zero Smog 4V	Fine dust filter F7 for WFE 2S, Zero Smog 4V
	T005 87 627 67N	Easy-Click 60 Hose connector straight	Easy-Click 60 Hose connector, straight for WFE 2S / WFE 4S, Zero Smog 4V / Zero Smog 6V and pre filter box





# Zero Smog 4V Adhesive fume filter

## Fume extraction unit Zero Smog 4V

275 VA
WX compatible
TRACEability qualified
WT compatible

LOW SOUND LEVEL
48 db(A)

Order No. T005 36 616 99N

- Unit purifies air at up to 4 workplaces
- Constant Flow Control (CFC) guarantees automatical air flow regulation for each working place independent of the connected workplaces
- Electronic filter control with optical and acoustical filter alarm
- Efficiency test via USB port
- 4 wheels to allow easy movement of the unit



Scope of supply	Order No.	Model	Description
		Zero Smog 4V Unit	Zero Smog 4V Unit

Volume extraction

Tip Extraction

Laser Extraction

Accessories Volume extraction

Spare filter



Volume fume extraction

## Zero Smog 4V Kit 1 Nozzle

Fume extraction unit Zero Smog 4V with Kit 1 Nozzle

**275 VA** **WX** **TRACEability** **WT**  
compatible Water qualified compatible  
 LOW SOUND LEVEL < 48 db (A)

Order No. T005 36 636 99N



Scope of supply	Order No.	Model	Description
		Zero Smog 4V Unit	Zero Smog 4V Unit
	T005 36 572 99N	Kit 1 Sloped Nozzle	Easy-Click 60 extraction arm with sloped nozzle and stop valve
	T005 87 359 36N	Compact filter Zero Smog 4V, WFE 2S	Compact filter: Particle filter H13 and wide band gas filter (50% active carbon, 50% Chemisorb) for Zero Smog 4V, WFE 2S
	T005 87 359 38	Fine dust filter F7 WFE 2S, Zero Smog 4V	Fine dust filter F7 for WFE 2S, Zero Smog 4V
	T005 87 627 67N	Easy-Click 60 Hose connector straight	Easy-Click 60 Hose connector, straight for WFE 2S / WFE 4S, Zero Smog 4V / Zero Smog 6V and pre filter box

## Zero Smog 4V Kit 2 Nozzle

Fume extraction Zero Smog 4V with Kit 2 Nozzle

**275 VA** **WX** **TRACEability** **WT**  
compatible Water qualified compatible  
 LOW SOUND LEVEL < 48 db (A)

Order No. T005 36 656 99N



Scope of supply	Order No.	Model	Description
		Zero Smog 4V Unit	Zero Smog 4V Unit
2 x	T005 36 572 99N	Kit 1 Sloped Nozzle	Easy-Click 60 extraction arm with sloped nozzle and stop valve
	T005 87 359 36N	Compact filter Zero Smog 4V, WFE 2S	Compact filter: Particle filter H13 and wide band gas filter (50% active carbon, 50% Chemisorb) for Zero Smog 4V, WFE 2S
	T005 87 359 38	Fine dust filter F7 WFE 2S, Zero Smog 4V	Fine dust filter F7 for WFE 2S, Zero Smog 4V
2 x	T005 87 627 67N	Easy-Click 60 Hose connector straight	Easy-Click 60 Hose connector, straight for WFE 2S / WFE 4S, Zero Smog 4V / Zero Smog 6V and pre filter box



## Zero Smog 4V Kit 1 Funnel

Fume extraction Zero Smog 4V with Kit 1 Funnel



Order No. T005 36 626 99N



Scope of supply	Order No.	Model	Description
		Zero Smog 4V Unit	Zero Smog 4V Unit
	T005 36 571 99N	Kit 1 WF Funnel Nozzle	Easy-Click 60 extraction arm, flexible with funnel nozzle and stop valve
	T005 87 359 36N	Compact filter Zero Smog 4V, WFE 2S	Compact filter: Particle filter H13 and wide band gas filter (50% active carbon, 50% Chemisorb) for Zero Smog 4V, WFE 2S
	T005 87 359 38	Fine dust filter F7 WFE 2S, Zero Smog 4V	Fine dust filter F7 for WFE 2S, Zero Smog 4V
	T005 87 627 67N	Easy-Click 60 Hose connector straight	Easy-Click 60 Hose connector, straight for WFE 2S / WFE 4S, Zero Smog 4V / Zero Smog 6V and pre filter box

## Zero Smog 4V Kit 2 Funnel

Fume extraction Zero Smog 4V with Kit 2 Funnel



Order No. T005 36 646 99N



Scope of supply	Order No.	Model	Description
		Zero Smog 4V Unit	Zero Smog 4V Unit
2 x	T005 36 571 99N	Kit 1 WF Funnel Nozzle	Easy-Click 60 extraction arm, flexible with funnel nozzle and stop valve
	T005 87 359 36N	Compact filter Zero Smog 4V, WFE 2S	Compact filter: Particle filter H13 and wide band gas filter (50% active carbon, 50% Chemisorb) for Zero Smog 4V, WFE 2S
	T005 87 359 38	Fine dust filter F7 WFE 2S, Zero Smog 4V	Fine dust filter F7 for WFE 2S, Zero Smog 4V
2 x	T005 87 627 67N	Easy-Click 60 Hose connector straight	Easy-Click 60 Hose connector, straight for WFE 2S / WFE 4S, Zero Smog 4V / Zero Smog 6V and pre filter box



Volume fume extraction

# Zero Smog 6V

Fume extraction Zero Smog 6V

**460 VA** **WX** compatible **TRACEability** **WT** compatible  
 LOW SOUND LEVEL **< 51 db(A)**

Order No. T005 36 666 99N

- Unit purifies air at up to 8 workplaces
- The Constant Flow Control (CFC) guarantees optimal air flow regulation for each working place independent of the connected workplaces
- Efficiency test via USB port
- Electronic filter control with optical and acoustical filter alarm
- 4 wheels to allow easy movement of the unit



## TECHNICAL DATA

Max. capacity	1-8 workstations
Dimensions L x W x H (Inches)	18,11 x 18,11 x 26,18
Dimensions L x W x H (mm)	460 x 460 x 665
Weight (approx.) in kg	40
Voltage	230 V, 50/60 Hz (120 V, 60 Hz)
Power	460 VA
Noise level (distance 1 m) dB(A)	< 51
Max. blower vacuum (Pa)	3.000
Capacity m <sup>3</sup> /h	615
Pre-filter	Pre filter mat class F7
Compact filter	Particle filter H13, Wide band gas filter (50 % Active carbon / 50 % Chemisorb)
ESD-safe	✓

Scope of supply	Order No.	Model	Description
		Zero Smog 6V Unit	Zero Smog 6V Unit
	T005 87 358 36	Fine dust filter F7	Fine dust filter F7 for Zero Smog 20T, WFE 20D, WFE 4S, Zero Smog 6V, FC 800
	T005 87 358 38	Compact filter	Compact filter for WFE 20D, WFE 4S, Zero Smog 6V, Zero Smog 20T, FC 800
	T005 87 627 67N	Easy-Click 60 Hose connector straight	Easy-Click 60 Hose connector, straight for WFE 2S / WFE 4S, Zero Smog 4V / Zero Smog 6V and pre filter box



# Zero Smog 6V with gas filter

Fume extraction Zero Smog 6V for adhesive fumes



Order No. T005 36 676 99N

- Unit purifies air at up to 8 workplaces
- The Constant Flow Control (CFC) guarantees optimal air flow regulation for each working place independent of the connected workplaces
- Efficiency test via USB port
- Electronic filter control with optical and acoustical filter alarm
- 4 wheels to allow easy movement of the unit



Scope of supply	Order No.	Model	Description
		Zero Smog 6V Unit	Zero Smog 6V Unit
	T005 87 358 35	Wide band gas filter	Wide band gas filter for Zero Smog 6V, WFE 4S
	T005 87 358 36	Fine dust filter F7	Fine dust filter F7 for Zero Smog 20T, WFE 20D, WFE 4S, Zero Smog 6V, FC 800
	T005 87 627 67N	Easy-Click 60 Hose connector straight	Easy-Click 60 Hose connector, straight for WFE 2S / WFE 4S, Zero Smog 4V / Zero Smog 6V and pre filter box
Accessories	Order No.	Model	Description
	T005 31 191 99	RS 232 Interface cable	Interface cable RS 232, 2 m (78.74 in) for remote control or monitoring by PC (type 1:1) T005 87 359 09
	T005 87 359 09N	Remote Control Zero Smog Units	Remote control for fume extraction units ZS 4V, ZS 6V, ZS 20T with filter status display

Volume extraction

Tip Extraction

Laser Extraction

Accessories Volume extraction

Spare filter



Volume fume extraction

## CBC A 230 V 4 x Easy Click 60

Air curtain cabinet CBCA with unique ventilation concept

65 W

LOW SOUND LEVEL

< 49 db(A)



Order No. CBCA 11 2G0 4G65I2N

- 80 % low running cost against conventional extraction cabins. CBC-A needs only 200 m<sup>3</sup>/h. Conventional 1000 m<sup>3</sup>/h
- Mobile System for flexible use on a work bench or trolley.
- Large open front working area with no glass screen.
- Low noise level
- Cabinet interior fittings: Tube lighting (2 x 39 W), 230 V, 4 pcs. mains connector 230 V



## CBC A 160mm hose connector for central ventilation

CBCA 160 mm hose connector for central ventilation

65 W

LOW SOUND LEVEL

< 49 db(A)



Order No. CBCA 11 2G0 2G65I2N

- 80 % low running cost against conventional extraction cabins. CBC-A needs only 200 m<sup>3</sup>/h. Conventional 1000 m<sup>3</sup>/h
- Mobile System for flexible use on a work bench or trolley.
- Large open front working area with no glass screen.
- Low noise level
- Cabinet interior fittings: Tube lighting (2 x 39 W), 230 V, 4 pcs. mains connector 230 V



## Accessories

Order No.	Description
T005 36 666 99N	Fume extraction Zero Smog 6V
700-3051-ESD	Easy-Click 60 Extraction hose Ø 60 mm, length: 3 meter



## WESDA 402 Exhaust cabinet 400 liter

### Acryl Extraction Cabinet 400 Ltr.



Order No. FT91 00 002 1

- 4 lower shelf
- The ESD safe WESDA Acryl exhaust cabinets are designed to store components during the drying time after gluing or epoxy resin filling processes. The gas emissions are extracted by an extraction unit connected via an easy click 60 hose adapter at the back of the cabinet.
- The ESD safe WESDA Acryl exhaust cabinets are designed to store components during the drying time after gluing or epoxy resin filling processes. The gas emissions are extracted by an extraction unit connected via an easy click 60 hose adapter at the back of the cabinet.



Accessories	Order No.	Model	Description
	700-3041-ESD	Extraction hose 2 meter	Easy-Click 60 Extraction hose Ø 60 mm, length: 2 meter
	T005 36 616 99N	Zero Smog 4V Adhesive fume filter	Fume extraction unit Zero Smog 4V

## WESDA 201 Exhaust cabinet 200 liter

### Acryl Extraction Cabinaet 200 Ltr.



Order No. FT91 00 002 0

- 2 lower shelf
- The ESD safe WESDA 201 Acryl exhaust cabinets are designed to store components during the drying time after gluing or epoxy resin filling processes. The gas emissions are extracted by an extraction unit connected via an easy click 60 hose adapter at the back of the cabinet.



Accessories	Order No.	Model	Description
	700-3041-ESD	Extraction hose 2 meter	Easy-Click 60 Extraction hose Ø 60 mm, length: 2 meter
	T005 36 616 99N	Zero Smog 4V Adhesive fume filter	Fume extraction unit Zero Smog 4V





# Exhaust hood

## WEHT Exhaust hood for rising fumes

### Extraction hood WEHT with Easy-Click 60 exhaust top connector

Order No. FT91000022N

- For applications where fumes spread rapidly due to a drafty work environment.
- The hood can enclose the source, enabling fumes to be captured before they contaminate the workplace
- The housing is PET and is NOT ESD safe
- Comes with 700-3051-ESD extraction hose Easy-Click 60 (60 mm diameter), 3 meters long
- Compatible with Weller Zero Smog 4V or Zero Smog 6V systems



Accessories	Order No.	Model	Description
	700-3051-ESD	Extraction hose 3 meter	Easy-Click 60 Extraction hose Ø 60 mm, length: 3 meter
	FT910 04 699	Zero Smog 2	Fume extraction unit Zero Smog 2

## WEHB Exhaust hood for glueing / cleaning

### WEHB Extraction Hood Bottom for gluing or cleaning applications

Order No. FT91000023N

- Bottom source extraction hood for gluing or cleaning applications where gases from solvents or glue, lighter than air have to be extracted from below
- Mobil use on a bench or trolley
- To guarantee sufficient extraction results an extraction unit with minimum 230 m<sup>3</sup>/h must be connected to the hood
- The workplace is covered with a punched stainless steel plate
- Comes with the 700-3051-ESD extraction hose Easy-Click 60 (60 mm diameter), 3 meters in length



Accessories	Order No.	Model	Description
	700-3051-ESD	Extraction hose 3 meter	Easy-Click 60 Extraction hose Ø 60 mm, length: 3 meter
	FT910 05 699 N	Zero Smog 2 Fume extraction unit for Adhesive fumes	Fume extraction unit Zero Smog 2





# Zero Smog 4V Kit Extraction Hood

Set: Fume Extraction Zero Smog 4V and Extraction Hood WEHT with top extraction

275 VA

WX  
compatible

TRACEability  
Weller qualified

LOW SOUND LEVEL  48 db (A)

Order No. FT91 00 002 4N

- The Zero Smog 4V Kit Extraction Hood Top used for applications where fumes spread rapidly due to a drafty work environment. The hood can enclose the source, enabling fumes to be captured before they contaminate the workplace. To guarantee sufficient extraction results an extraction unit with minimum 230 m<sup>3</sup>/h must be connected to the hood.



Scope of supply	Order No.	Model	Description
	700-3051-ESD	Extraction hose 3 meter	Easy-Click 60 Extraction hose Ø 60 mm, length: 3 meter
	FT910 00 022 N	WEHT Exhaust hood for rising fumes	Extraction hood WEHT with Easy-Click 60 exhaust top connector
	T005 36 606 99N	Zero Smog 4V	Fume extraction unit Zero Smog 4V
Accessories	Order No.	Model	Description
	T005 31 191 99	RS 232 Interface cable	Interface cable RS 232, 2 m (78.74 in) for remote control or monitoring by PC (type 1:1) T005 87 359 09

## Exhaust hood metal

Exhaust hood, metal



Order No. T005 87 358 45N

- 200 x 100 mm (7,87 x 3,93 Inch)
- Use with hot air soldering operations uses extraction hose 60
- Metal black
- Inclusive adapter T00 587 627 53



Accessories	Order No.	Model	Description
	T005 87 620 36	Extension hose 60	Extension hose, heavy construction, sold by metre (max. length 15 m)

Volume extraction

Tip Extraction

Laser Extraction

Accessories Volume extraction

Spare filter



# Zero Smog 4V Kit with WEHB extraction hood

Fume extraction Zero Smog 4V with Extraction Hood WEHB, bottom extraction

275 VA
WX compatible
TRACEability Weller qualified

LOW SOUND LEVEL
48 db (A)

Order No. FT91 00 002 5N

- The Zero Smog 4V kit with WEHB Extraction Hood could be used for gluing or cleaning applications where gases from solvents or glue, lighter than air, have to be extracted from below. The work place is covered with a punched steel plate. To guarantee sufficient extraction results, an extraction unit with a minimum 230 m<sup>3</sup>/h must be connected to the hoods.



Scope of supply	Order No.	Model	Description
	700-3051-ESD	Extraction hose 3 meter	Easy-Click 60 Extraction hose Ø 60 mm, length: 3 meter
	FT910 00 023 N	WEHB Exhaust hood for glueing / cleaning	WEHB Extraction Hood Bottom for glueing or cleaning applications
	T005 36 616 99N	Zero Smog 4V Adhesive fume filter	Fume extraction unit Zero Smog 4V
Accessories	Order No.	Model	Description
	T005 31 191 99	RS 232 Interface cable	Interface cable RS 232, 2 m (78.74 in) for remote control or monitoring by PC (type 1:1) T005 87 359 09
	T005 87 359 09N	Remote Control Zero Smog Units	Remote control for fume extraction units ZS 4V, ZS 6V, ZS 20T with filter status display



# Easy-Click 60 Extraction Arms

The Weller Easy Click 60 system is a flexible, easy-to-install connector system for quickly and safely putting together surface extraction systems as you want—without any tools\*.

The ESD-safe Easy Click 60 modules provide a variety of connection solutions and are suitable for every application at the workstation. The individual elements can be combined with each other or expanded for individual requirements based on the modular principle.

In addition, thanks to the logical design, the elements can be quickly and flexibly adapted to modified production conditions.

\*Except in the case of air intake ports



## Kit 1 WF 32

Easy-Click 60 extraction arm with sloped nozzle, length 1 m, Ø 32 mm, stop valve.



Order No. T005 87 627 70N

Scope of supply	Order No.	Model	Description
	700-3051-ESD	Extraction hose 3 meter	Easy-Click 60 Extraction hose Ø 60 mm, length: 3 meter
	T005 36 574 99N	Easy-Click 60 Stop valve	Easy-Click 60 Stop valve for table connection of and flex arm and extraction hose including air flow valve and 2 bench mounting brackets.
	T005 36 580 99	WF 32 Extraction Arm 32 mm, with sloped nozzle	WF 32 ESD microscope extraction arm
	T005 87 628 34	Sloped Nozzle 31 mm	Sloped aluminium nozzle for 32 mm flex arms, Ø 31 mm, length 60 mm

Volume extraction

Tip Extraction

Laser Extraction

Accessories Volume extraction

Spare filter



## Kit 1 WF Funnel Nozzle

Easy-Click 60 extraction arm, flexible with funnel nozzle and stop valve



Order No. T005 36 571 99N

Scope of supply	Order No.	Model	Description
	0F10	0F10 flexible Extraction arm	Easy-Click 60 flexible Extraction arm, Ø 60 mm for sloped and funnel nozzles, length 1 m
	700-3051-ESD	Extraction hose 3 meter	Easy-Click 60 Extraction hose Ø 60 mm, length: 3 meter
	ALFA	ALFA Funnel Nozzle	Easy-Click 60 Funnel nozzle, for flexible and stativ extraction arm, width 230 mm, height 100 mm. To be mounted on an aluminium extraction arm without flexible hose, adapter Z is needed. See extraction arms accessories.
	T005 36 574 99N	Easy-Click 60 Stop valve	Easy-Click 60 Stop valve for table connection of and flex arm and extraction hose including air flow valve and 2 bench mounting brackets.

## Kit 1 Sloped Nozzle

Easy-Click 60 extraction arm with sloped nozzle and stop valve



Order No. T005 36 572 99N

Scope of supply	Order No.	Model	Description
	0F10	0F10 flexible Extraction arm	Easy-Click 60 flexible Extraction arm, Ø 60 mm for sloped and funnel nozzles, length 1 m
	700-3051-ESD	Extraction hose 3 meter	Easy-Click 60 Extraction hose Ø 60 mm, length: 3 meter
	FT-NL	FT-NL Sloped nozzle	Easy-Click 60 metal nozzle Ø 60 mm, length 130 mm.
	T005 36 574 99N	Easy-Click 60 Stop valve	Easy-Click 60 Stop valve for table connection of and flex arm and extraction hose including air flow valve and 2 bench mounting brackets.



## Kit 1S WF Sloped Nozzle

Easy-Click 60 2 joint aluminium extraction arm with sloped and stop valve



Order No. T005 36 579 99N



Scope of supply	Order No.	Model	Description
	0F07	Easy-Click 60 Flexible extraction arm Ø 60 mm length 0,7 m	Easy-Click 60 flexible Extraction arm, Ø 60 mm for sloped and funnel nozzles, length 0,7 m, with connectors.
	700-3051-ESD	Extraction hose 3 meter	Easy-Click 60 Extraction hose Ø 60 mm, length: 3 meter
	FT-NL	FT-NL Sloped nozzle	Easy-Click 60 metal nozzle Ø 60 mm, length 130 mm.
	T005 36 598 99N	2 Joint Extraction Arm	Easy-Click 60 2 joint aluminium extraction arm with valve and ball joint bracket

## Kit 1S WF Funnel Nozzle

Easy-Click 60 1 joint aluminium extraction arm with funnel nozzle and stop valve



Order No. T005 87 627 63N



Scope of supply	Order No.	Model	Description
	0F07	Easy-Click 60 Flexible extraction arm Ø 60 mm length 0,7 m	Easy-Click 60 flexible Extraction arm, Ø 60 mm for sloped and funnel nozzles, length 0,7 m, with connectors.
	700-3051-ESD	Extraction hose 3 meter	Easy-Click 60 Extraction hose Ø 60 mm, length: 3 meter
	ALFA	ALFA Funnel Nozzle	Easy-Click 60 Funnel nozzle, for flexible and stativ extraction arm, width 230 mm, height 100 mm. To be mounted on an aluminium extraction arm without flexible hose, adapter Z is needed. See extraction arms accessories.
	T005 87 627 47N	1 Joint Extraction Arm	Easy-Click 60 1 joint aluminium extraction arm with valve and bench mounting brackets

Volume extraction

Tip Extraction

Laser Extraction

Accessories Volume extraction

Spare filter



## KIT 1 Extraction arm with ALFA funnel nozzle

KIT 1 Extraction arm (Ø 60 mm, length 1,5 m)  
with an ALFA funnel nozzle and a fixing clamp

Order No. FT91 00 003 7N



Scope of supply	Order No.	Model	Description
	0F15	0F15 Flexible extraction arm	Extraction arm, flexible, Ø 60 mm for sloped and funnel nozzles, length 1,5 m
	ALFA	ALFA Funnel Nozzle	Easy-Click 60 Funnel nozzle, for flexible and stativ extraction arm, width 230 mm, height 100 mm. To be mounted on an aluminium extraction arm without flexible hose, adapter Z is needed. See extraction arms accessories.
	T005 87 628 46	Fixing clamp	Fixing clamp Ø 63 mm, 1 piece, for fixing Easy-Click 60, 60 mm extraction arms

## Extraction Tripod

Easy-Click 60 1 joint extraction tripod



Order No. FT91 00 002 6N

- For volume extraction in higher work area like soldering in switch cabinets. Ready for mounting on Zero Smog 4 V. Measurements with extraction unit: High 1300 mm, Joint 213 mm





# 1 Joint Extraction Arm

Easy-Click 60 1 joint aluminium extraction arm with valve and bench mounting brackets



Order No. T005 87 627 47N



# 2 Joint Extraction Arm

Easy-Click 60 2 joint aluminium extraction arm with valve and ball joint bracket



Order No. T005 36 598 99N



# Ball Joint Extraction Arm

Easy-Click 60 ball joint aluminium extraction arm with valve and ball joint bracket



Order No. FT-3 44 6N



Volume extraction

Tip Extraction

Laser Extraction

Accessories Volume extraction

Spare filter



## 1 Joint Double Extraction Arm

Easy-Click 60 1 joint double aluminium extraction arm with valve and bench mounting brackets



Order No. FT-4 40 2N



## Extension Rotating Joint

Easy-Click 60 extension joint rotating



Order No. FT-3 41 7N

- 1 Joint Extension
- For all Easy-click aluminium extraction arms







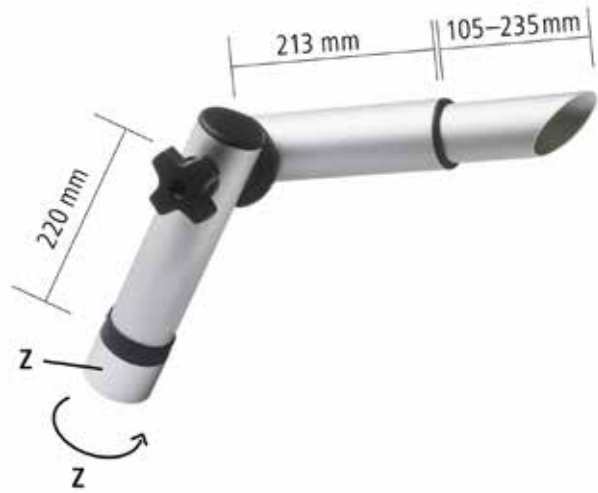
# Extension Rotating Joint Sloped Nozzle

## Easy-Click 60 extension rotating joint



Order No. FT-3 47 5N

- 1 Joint Extension
- With length adjustable sloped 45° P nozzle for all Easy-click aluminium extraction arms



# 1 Joint Wall Mounting Arm

## Easy-Click 60 1 joint aluminium extraction arm with valve



Order No. FT-3 47 0N



Volume extraction

Tip Extraction

Laser Extraction

Accessories Volume extraction

Spare filter



## WF 32 Extraction Arm 32 mm, with sloped nozzle



- Flexible 1m long extraction arm, Ø 32 mm, with sloped 45° aluminium nozzle



Order No.	Description
T005 36 580 99	WF 32 ESD microscope extraction arm

## Easy-Click Flexible Extraction Arms, Ø 32 mm



Order No.	Description
3-0F05	Easy-Click 60 Flexible Extraction arm, Ø 32 mm, length 0,5 m
3-0F07	Easy-Click 60 Flexible extraction arm, Ø 32 mm, length 0,7 Meter
3-0F15	Easy- Click 60 Flexible extraction arm, Ø 32 mm, length 1,5 m

## Flexible Extraction Arms Ø 60 mm



Order No.	Description
0F05	Easy-Click 60 flexible Extraction arm, Ø 60 mm for sloped and funnel nozzles, length 0,5 m, with connectors.
0F07	Easy-Click 60 flexible Extraction arm, Ø 60 mm for sloped and funnel nozzles, length 0,7 m, with connectors.
0F10	Easy-Click 60 flexible Extraction arm, Ø 60 mm for sloped and funnel nozzles, length 1 m
0F15	Extraction arm, flexible, Ø 60 mm for sloped and funnel nozzles, length 1,5 m
0F20	Extraction arm, flexible, Ø 60 mm for sloped and funnel nozzles, length 2,0 m



# Accessories for extraction arms

## Extraction Arm Nozzles

	Order No.	Description
	ALFA	Easy-Click 60 Funnel nozzle, for flexible and static extraction arm, width 230 mm, height 100 mm. To be mounted on an aluminium extraction arm without flexible hose, adapter Z is needed. See extraction arms accessories.
	ALFA-T	Easy-Click 60 Funnel nozzle transparent
	FT-N	Easy-Click 60 metal sloped nozzle Ø 50 mm, length 130 mm.
	FT-NL	Easy-Click 60 metal nozzle Ø 60 mm, length 130 mm.
	FT-NS	Easy-Click 60 sloped metal nozzle for with grid Ø 50 mm, length 130 mm.
	FT-PN	Metal tube nozzle sloped for aluminium arms, Ø 50 mm
	T005 87 628 34	Sloped aluminium nozzle for 32 mm flex arms, Ø 31 mm, length 60 mm
	FT-U	Easy-Click 60 Funnel nozzle, for flexible and static extraction arms
	T005 87 358 45N	Exhaust hood, metal
	Z	Adapter to mount nozzles on aluminium arm with possibility to turn the nozzle (360°)

Volume extraction

Tip Extraction






Laser Extraction

Accessories Volume extraction

Spare filter



# Accessories Volume Extraction

	Order No.	Description
	T005 87 628 65	Wire handle/brush extension 1000 mm
 	T005 87 627 67N	Easy-Click 60 Hose connector, straight for WFE 2S / WFE 4S, Zero Smog 4V / Zero Smog 6V and pre filter box
 	T005 87 627 69	Easy-Click 60 Hose connector, angle 90° for WFE 2S / WFE 4S, Zero Smog 4V / Zero Smog 6V and pre filter box







## Extraction Hose



Order No.	Description
700-3040-ESD	Easy-Click 60 Extraction hose Ø 60 mm length: 1 meter
700-3041-ESD	Easy-Click 60 Extraction hose Ø 60 mm, length: 2 meter
700-3051-ESD	Easy-Click 60 Extraction hose Ø 60 mm, length: 3 meter
700-3053-ESD	Easy-Click 60 Extraction hose Ø 60 mm length: 5 meter



# Easy-Click 60

	Order No.	Description
	T005 87 627 55	Easy-Click 60 Male adapter for hose extension, Ø 60 mm
	T005 87 627 72	Easy-Click 60 Female adapter for installation of e.g. stop valves on fume extraction units
	T005 87 627 73	Easy-Click 60 male adapter 90°
	T005 87 620 36	Extension hose, heavy construction, sold by metre (max. length 15 m)
	T005 87 627 68	Hose connection female 60 mm for flexible hose T005 87 620 36
	300-3011	Easy-Click 60 hose connection female 60 mm

Volume extraction

Tip Extraction




Laser Extraction

Accessories Volume extraction







Spare filter



## Pipe system 50

	Order No.	Description
	T005 87 358 47	Hose connection 50 for WFE 2S, WFE 4S, ZS 4V and ZS 6V. For connection to Ø 50 mm (1.96 in) pipe or extraction hose
	T005 87 358 48	Hose connection 50, 90° for connection to Ø 50 mm (1.96 in) pipe or extraction hose
	T005 87 353 27	Extraction hose 50, for connection to pie system Ø 50 mm, sold by meter

## Pipe system 75

	Order No.	Description
	T005 87 358 32	Hose connection 75 for ZS 4V, ZS 6V, WFE 2S und WFE 4S e.g. for connection to a stand alone system by means Ø 75 mm (2.95 in) pipe or extraction hose. Plastic, black
	T005 87 358 33	Hose connection 75, 90° for connection of Ø 75 mm (2.95 in) pipe or extraction hose, plastic, black
	T005 87 353 13	Extraction hose 75 for connection to pie system 75, flexible, sold by metre
	T005 87 358 31	Hose clamps 70-90 mm (2.75 - 3.54 in), 2 pieces, for securing extraction hose 75
 	T005 87 358 56	Adapter PEHD pipe system 75 to pipe system 50, without seals



# Accessories Volume Extraction

	Order No.	Description
	800-5002 T005 36 574 99N	Reduction 100 / 63 mm, incl. quick connection Easy-Click 60 Stop valve for table connection of and flex arm and extraction hose including air flow valve and 2 bench mounting brackets.
	T005 36 575 99	Bench mounting brackets, 2 pcs., max. width of clamp 100 mm (3.93 in), metal
	T005 87 627 46N	Easy-Click WFV 60 A Automatic valve, including 2 bench mounting brackets, WX soldering station controlled automatic valve, male / male
	T005 87 627 65N	WFV 60 Stop valve for extraction arms without valve
	780-3001-ESDN	Hanging device for table mounting for fume extraction unit WFE 2X, MG 100, MP 140 including 2 brackets
	FT-WN	Replacement butterfly valve plate for stop valve with axis rod and handle
	T005 87 628 08	Butterfly valve for WFV 60 stop valve

Volume extraction

Tip Extraction

Laser Extraction

Accessories Volume extraction

Spare filter



## Accessories Installation Volume Extraction

	Order No.	Description
	T0058762766	Easy-Click 60 T-piece with 2 male connections and 1 female connection
	T0058762774	Easy Click 60 End Cap, 60 mm connection
	T0058762771	Adapter Ø 75 mm for Easy-Click 60
	T0058762750	40/60 Adapter for Easy-Click 60 Extraction arms on Ø 50 mm WFEMP50 power socket.
	T0058762753	Hose adapter with Silicon Ring Ø 50 mm for Zero Smog 4V, Zero Smog 6V, Zero Smog EL, Zero Smog TL, WFE 2ES, WFE 2CS, WFE 2S, WFE 2S, MG or MP fume extraction units, for connection of Easy-Click 60 mm extraction hose.





Volume extraction

Tip Extraction

Laser Extraction

Accessories Volume extraction

Spare filter



# Tip extraction

Weller FE (Fume Extraction) soldering irons have a smoke tube adapted to the handle. When soldering the tube is positioned directly above the tip and collects any fumes produced. Fume extraction irons can be connected to Weller FE.



## WFE Fume extraction unit

### WFE fume extraction unit

**6 bar**  **< 39 db (A)** 

Order No. T005 36 402 99N

- Maintenance free compressed air converter
- For industrial long term use
- Up to 2 FE soldering irons can be connected
- High stability against overturning
- A compressed air cleaning filter removes additional odours caused by the compressed air.



### TECHNICAL DATA

Max. capacity	2 workstations
Dimensions L x W x H (Inches)	5,51 x 5,51 x 7,87
Dimensions L x W x H (mm)	140 x 140 x 200
Weight (approx.) in kg	2.7
Noise level (distance 1 m) dB(A)	< 39
Max. blower vacuum (Pa)	20.000
Operating pressure in bar/psi	3,5 - 6,0 / 50 - 90
Air consumption l/min	30
Pre-filter	Pre filter mat class F7
Compact filter	Particle filter H13, Wide band gas filter (50 % Active carbon + 50 % Chemisorb)
ESD-safe	✓

Scope of supply	Order No.	Model	Description
		WFE Unit	WFE Unit
	T005 36 410 99	Compact filter - WFE, WFE P, WFE 2P, FT 12, FT 11, FE 4000	Compact filter - WFE, WFE P, WFE 2P, FT 12, FT11, FE 4000
	T005 36 421 99	Fine dust filter F7 for WFE, WFE P, WFE 2P, FT 11, FT 12, FE 3000/4000	Fine dust filter F7
	T005 87 357 57	Air cleaning filter WFE	Compressed air cleaning filter for WFE



# WFE P Extraction unit

WFE P fume extraction unit 230 V / 50 Hz

**70 W** LOW SOUND LEVEL **< 45 db(A)**

Order No. T005 36 386 99N

- Up to 2 FE soldering irons can be connected
- Electric vacuum pump to produce the required vacuum
- 2 power stages for higher extraction performance with 2 FE soldering irons
- Portable unit for stand alone applications (Not useable for 24 hours long term use)
- The motor is maintenance-free and has a thermal over load to protect the unit.



## TECHNICAL DATA

Max. capacity	1-2 workstations
Dimensions L x W x H (Inches)	5,51 x 5,51 x 11,61
Dimensions L x W x H (mm)	140 x 140 x 295
Weight (approx.) in kg	4
Noise level (distance 1 m) dB(A)	< 45
Max. blower vacuum (Pa)	30.000
Operating pressure in bar/psi	na
Air consumption l/min	na
Pre-filter	Pre filter mat class F7
Compact filter	Particle filter H13 Wide band gas filter (50 % Active carbon + 50 % Chemisorb)
ESD-safe	✓

Scope of supply	Order No.	Model	Description
		WFE Unit	WFE Unit
	T005 36 410 99	Compact filter - WFE, WFE P, WFE 2P, FT 12, FT 11, FE 4000	Compact filter - WFE, WFE P, WFE 2P, FT 12, FT11, FE 4000
	T005 36 421 99	Fine dust filter F7 for WFE, WFE P, WFE 2P, FT 11, FT 12, FE 3000/4000	Fine dust filter F7

Volume extraction

Tip extraction

Laser extraction

Accessories volume extraction

Spare filter



Tip extraction

# FT 12 Fume extraxtion unit

## Fume extraxtion unit

6 bar

LOW SOUND LEVEL < 37 db (A)



Order No. 112- 00 00- ESDN

- Up to 2 FE soldering irons can be connected
- Maintenance-free compressed air converter
- Portable unit for stand alone applications for industrial long terme use
- For industrial long terme use
- A compressed air cleaning filter removes additional odours caused by the compressed air.



## TECHNICAL DATA

Max. capacity	1-2 workstations
Dimensions L x W x H (Inches)	4,73 x 4,73 x 7,87
Dimensions L x W x H (mm)	120 x 120 x 200
Weight (approx.) in kg	1.7
Noise level (distance 1 m) dB(A)	< 37
Max. blower vacuum (Pa)	20.000
Operating pressure in bar/psi	3,5 - 7,0 / 50 - 100
Air consumption l/min	27
Pre-filter	Pre filter mat class F7
Compact filter	Particle filter H13, Wide band gas filter (50 % Active carbon + 50 % Chemisorb)
ESD-safe	✓

Scope of supply	Order No.	Model	Description
		FT 12 Unit	FT 12 Unit
	T005 36 410 99	Compact filter - WFE, WFE P, WFE 2P, FT 12, FT 11, FE 4000	Compact filter - WFE, WFE P, WFE 2P, FT 12, FT11, FE 4000
	T005 36 421 99	Fine dust filter F7 for WFE, WFE P, WFE 2P, FT 11, FT 12, FE 3000/4000	Fine dust filter F7



# Zero Smog 20T

ZS 20T fume extraction unit 230 V / 50 Hz



Order No. T005 36 706 99N

- Up to 20 FE soldering irons can be connected
- Electric driven, maintenance free turbine produces the required vacuum
- Mobile unit for central and stand alone applications
- Central installation for 50 mm pipe systems up to 200 m (656 ft.) length possible.
- For use with pipe systems up to 200 m (7874 in)



## TECHNICAL DATA

Max. capacity	1–20 workstations
Dimensions L x W x H (Inches)	17,7 x 17,7 x 27,3
Dimensions L x W x H (mm)	450 x 450 x 695
Weight (approx.) in kg	45
Voltage	230 V (50/60 Hz)
Power	530 VA
Noise level (distance 1 m) dB(A)	< 51
Max. blower vacuum (Pa)	10.000
Capacity m <sup>3</sup> /h	100
Pre-filter	Pre filter mat class F7
Compact filter	Particle filter H13 and wide band gas filter (50 % active carbon / 50 % Chemisorb)
ESD-safe	✓
Traceability (unit data)	✓

Scope of supply	Order No.	Model	Description
	T005 87 358 36	Fine dust filter F7	Fine dust filter F7 for Zero Smog 20T, WFE 20D, WFE 4S, Zero Smog 6V, FC 800
	T005 87 358 38	Compact filter	Compact filter for WFE 20D, WFE 4S, Zero Smog 6V, Zero Smog 20T, FC 800

Volume extraction

Tip extraction

Laser extraction

Accessories volume extraction

Spare filter



# Accessories Tip Extraction

## FE 75 Set



Soldering iron FE 75 with safety rest

80 W Silver Line

Order No. T005 33 151 99N

- For tip extraction
- For use with LT tips



Scope of supply	Order No.	Model	Description
	T005 15 020 99	KH 20	Safety Rest for FE 75, TCPS, W 101, LR 21
	T005 29 166 99N	FE 75	Soldering iron FE 75
	T005 44 405 99	LT B	Soldering tip, chisel, Ø 2,4 x 0,8 mm
Accessories	Order No.	Model	Description
	T005 87 447 10N	Barrel for WSP 80 spare part	Barrel for WSP 80 spare part

## FE 75 Attachment

	Order No.	Description
 	T005 25 125 99N	Fume extraction accessory set for LR 21, LR 82, TCPS, W 61, W 101, WSP 150, WP 200, WXP 200 only with safety rest AK 1
	T005 28 126 99N	FE Attachment for WSF 80D5/D8 with AKS safety rest
 	T005 13 125 99N	FE Attachment for DS 22, DS 80 and DSX 80 desoldering irons



# Universal FE Attachments

	Order No.	Description
	T005 29 186 99N	FE Attachment with tube, Ø 6,5 mm for WMP, WSP 80, WP 80, MLR 21, WP 120
	T005 29 214 99N	FE Attachment with tube Ø 6,5 mm for WXP 65/WP 65 and WXP 120/WP 120 soldering irons
	T005 29 185 99N	FE Attachment with tube, Ø 4,5 mm, for WP 80, WSP 80, WMP, WMRP/WXMP, MLR 80
	T005 87 448 75	FE-Clip-Set for FE-attachment Ø 4,5 mm
		
	T005 87 448 76	FE-Clip-Set for FE attachment Ø 6,0 mm
		
	T005 87 657 98N	FE-Add-on kit, attachment tube Ø 6,5 mm for WXP 120 soldering iron
	T005 87 657 99N	FE-Add-on kit, attachment tube Ø 6,5 mm for WXP 65 soldering iron

Volume extraction

Tip extraction

Laser extraction

Accessories volume extraction

Spare filter



## Tip Extraction Accessories

Order No.	Description
001-0044-ESDN	Clip-on kit universal (model 4), für ERSA Micro-Tool
001-0051-ESD	Clip-on kit for ERSA Micro tool
001-0093N	Clip-on kit Weller WSP 80, MRL21, MT1500, Hakko 807/912
010-2825-ESDN	Spot suction nozzle for clip-on kit, Metcal/Universal 1, Length: 200 mm; Ø 5,0 / 4,6 mm (Length: 7,874; Ø 0,197 / 0,181 in)
010-2827-ESDN	Spot suction nozzle for clip-on kit, ERSA Micro tool, Length: 140 mm; Ø 5,0 / 4,6 mm (Length: 5,512; Ø 0,197 / 0,181 in)
010-2828-ESDN	Spot suction nozzle for clip-on kit, Filtronic universal 2 & 3, Length: 220 mm; Ø 5,0 / 4,6 mm (Length: 8,661; Ø 0,197 / 0,181 in)
010-2833-ESD	Spot suction nozzle for clip-on kit, Pace PS80/SP2A, Length: 220 mm; Ø 4,5 / 3,9 mm (Length: 8,661; Ø 0,177 / 0,154 in)
010-2834-ESD	Spot suction nozzle for clip-on kit, Weller WSP80, MLR21, MT1500, Hakko 907/912, Length: 180 mm; Ø 6,3 / 5,4 mm (Length: 7,087; Ø 0,248 / 0,213 in)
001-0014	E-clips 4/6 mm (0,026 in)
010-1041	Conductive silicone hose Ø 7 / 4,5 mm (0,276 / 0,177 in), by meter
010-1042N	Conductive silicone hose Ø 8 / 5 mm (0,315 / 0,197 in), by meter
010-9901-ESD	Cleaning brush, 4 mm (0,157 in)
010-9902-ESD	Cleaning brush, 5 mm (0,197 in)

## Locking clip for extraction hose

Order No.	Description
T005 36 352 99	Locking clip for extraction hose
T005 25 410 00	Extraction hose (spare), Ø 5 mm, by meter







# Accessories for workbench installations

	Order No.	Description
	T005 36 316 99	Extraction hose complete with 2 connecting elements for direct connection of Zero Smog 20T (WFE 20D) to pipe system 50
	T005 36 414 00	Extraction hose without connecting elements, sold by metre
	T005 36 415 99	Connection Element 40-50 for connecting extraction hose 40 and pipe system 50
	T005 36 326 99	Extension hose DN 17, 5 m
	T005 87 358 65	Connection nipple on extension hose DN 17 / G 3/8" (T0053632699)
	T005 36 338 99	Connection nipple for extraction hose Ø 5 mm / 0.19 in, for connection with FE soldering irons to nossle 50
	T005 87 350 50	End cap for connection nipple Ø 5 mm (T0053633899)
	T055 87 628 10	Connection adapter for Zero Smog 20T

Volume extraction

Tip extraction







Laser extraction

Accessories volume extraction



Spare filter



## Accessories Tip Extraction

	Order No.	Description
	T005 15 086 99N	Basic Unit pneumatic (for WFE, WFE P) Stop+Go + Safety Rest with Fibre Optic Sensor for FE 75
	T005 15 076 99N	Basic Unit Electric (for WFE, WFE P) Stop+Go + Safety Rest Function with Fibre Optic Sensor for FE 75
	T005 15 080 99N	Second Safety Rest with Fibre Optic Sensor for Extending to 2 Workplaces for FE 75
	T005 15 168 99N	Basic unit electric (for WFE) safety rest with Stop+Go function with fibre optic sensor for WSP 80, WP 80, WP 120
	T005 15 167 99N	Basic unit electric (for WFE P) safety rest with Stop+Go function for soldering irons WSP 80, WP 80, WP 120 with fibre optic sensor.
	T005 15 161 72N	WDH 10T OPTO Second safety rest for KHE / KHP with fibre optic sensor for extending to 2 workplaces
	T005 15 152 99N	Safety rest with dry cleaner

## Cord Support

	Order No.	Description
 	T005 15 066 99	Cord support for safety rest KH 20/23



Volume extraction

Tip extraction

Laser extraction

Accessories volume extraction

Spare filter



# Laser extraction

Weller offers with its Laserline series mobile fume extractions for all kinds of laser applications. All systems are retrofitable with special filters for cleanroom or for the use of inkjet printers. Weller Laserline filter systems have one more crucial advantage. they are the quietest in the world.

## Laser Line LL 150

Laser extraction unit, 100- 240 V / 60 Hz

175 VA

LOW SOUND LEVEL  < 50 db(A)



Order No. FT-L 15 N

- Remote control via RS 232 port
- Efficient laser extraction unit for low dust amount
- Optical and acoustic filter full alarm
- Switch power supply 100 - 240 V
- 3 levels of filtering



### TECHNICAL DATA

Dimensions L x W x H (Inches)	13,4 x 13,4 x 24,01
Dimensions L x W x H (mm)	340 x 340 x 640
Weight	18 kg
Voltage	100 - 240 V, 60 Hz
Power	175 VA
Noise level (distance 1 m) dB(A)	< 50 dB (A)
Max. vacuum	2300 Pa
Capacity l/min	140 m <sup>3</sup> / h
Maximum extraction power with standard filter, m3/h (CFM)	100 (58,8)
EPA class microfilter, degree of separation, MPPS %	> 99,95
Active carbon gas filter chemisorption, degree of separation, %	> 99,96
Pre-filter (class, size m2)	F8 / 0,24

Scope of supply	Order No.	Model	Description
		Laser Line 150 Unit	Laser Fume Extraction Unit 150
	150-2012-LN	Micro/Gasfilter Laser Line 150	Micro/Gasfilter Laser Line 150. Particle filter H13, Wide band gas filter (50 % active carbon + 50 % Chemisorb)
	150-4000	Pre-filter F7 Laser Line 150	Pre-filter F7 Laser Line 150



# Laser Line LL 200V

Laser extraction unit, 230V / 50 Hz

**200 VA**  **< 52 db(A)** 

Order No. FT91 00 169 9N

- For Laser marking, engraving, and welding applications with low up to mid dust volumes.
- The Constant flow control (CFC) guarantees a automatical air flow regulation independent of the filter pollution rate.
- Efficiency test via USB port
- Acoustical and optical filter alarm
- Low noise level



## TECHNICAL DATA

Dimensions L x W x H (Inches)	12,59 x 12,59 x 27,55
Dimensions L x W x H (mm)	320 x 320 x 700
Weight	21 kg
Voltage	230 V, 50/60 Hz
Power	200 VA
Noise level (distance 1 m) dB(A)	< 52 dB (A)
Max. vacuum	3800 Pa
Capacity l/min	230 m <sup>3</sup> / h
Maximum extraction power with standard filter, m3/h (CFM)	160 (95)
EPA class microfilter, degree of separation, MPPS %	> 99,95
Active carbon gas filter chemisorption, degree of separation, %	> 99,96
Pre-filter (class, size m2)	F7 / 0,45

Scope of supply	Order No.	Model	Description
		Laser Line 200V Unit	Laser Fume Extraction 200V Unit
	FT910 00 007	Pocket filter F7 0,5 m <sup>2</sup> Laser Line 200V	Pocket filter F 7 Filter Surface 0, 5 m <sup>2</sup> for Laser Line 200V
	FT910 00 008 N	Compact filter for Laser Line 200 V	Particle filter H13 and Wide band gas filter

Volume extraction

Tip extraction

Laser extraction

Accessories volume extraction

Spare filter



# Laser Line LL 400V

Laser extraction unit, 230V / 50 Hz

460 VA

LOW SOUND LEVEL  < 53 dB(A)



Order No. FT91 00 269 9N

- The Constant flow control (CFC) guarantees a optimal air flow regulation independent of the filter pollution rate.
- Efficiency test via USB port
- Electronic filter control with optical and acoustical filter alarm
- Laser extraction unit for laser marking, grinding, cutting, welding with high dust amount.



## TECHNICAL DATA

Dimensions L x W x H (Inches)	17,4 x 17,4 x 40,1
Dimensions L x W x H (mm)	441 x 441 x 1020
Weight	51 kg
Voltage	230 V, 50/60 Hz
Power	460 VA
Noise level (distance 1 m) dB(A)	< 53 dB (A)
Max. vacuum	3000 Pa
Capacity l/min	645 m <sup>3</sup> / h
Maximum extraction power with standard filter, m3/h (CFM)	400 (235)
EPA class microfilter, degree of separation, MPPS %	> 99,95
Active carbon gas filter chemisorption, degree of separation, %	> 99,96
Pre-filter (class, size m2)	F7 / 2,0

Scope of supply	Order No.	Model	Description
		Laser Line 400V Unit	Laser Line 400V Unit
	FT910 00 006	Pocket filter F7 2,5 m <sup>2</sup> Laser Line 400V	Pocket filter F 7 Filter Surface 2,5 m <sup>2</sup> for Laser Line 400V
	FT910 00 010	Compact Filter Laser Line 400V	Particle filter H13 and Wide band gas filter



# Accessories

## Exhaust accessories to blow waste air out of a building



Order No.	Description
T005 87 358 40	Exhaust connector DN 100 for Zero Smog 6V and WFE 4S
T0058735920	Exhaust connector of pipe 100 to fume extraction unit WFE 20D, ZS 20 T
T005 87 359 15	Exhaust connector DN 75 for WFE 2S, Zero Smog 4V, WFE 4S and Zero Smog 6V

## Remote control for fume extraction units

Order No.	Description	Order No.	Description
 T005 87 359 09N	Remote control for fume extraction units ZS 4V, ZS 6V, ZS 20T with filter status display	 T005 87 647 12	WX Adapter for WFE/WHP
 T005 31 191 99	Interface cable RS 232, 2 m (78.74 in) for remote control or monitoring by PC (type 1:1) T005 87 359 09	 T005 87 647 10	WX Connecting cable, 2 m
 700-3057	Remote control for fume extraction unit WFE 2X, MG 100, MG 200, MG 400 with 2 m (78.74 in) cable	 T005 87 647 26N	WX HUB
 T005 87 627 24	WX Adapter is needed for connection of the remote control (T0058735909) to Zero Smog 4V, 6V, 20T	 T005 87 687 67	WT HUB

Volume extraction

Tip extraction

Laser extraction

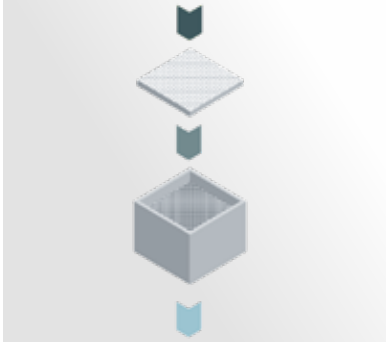
Accessories volume extraction

Spare filter

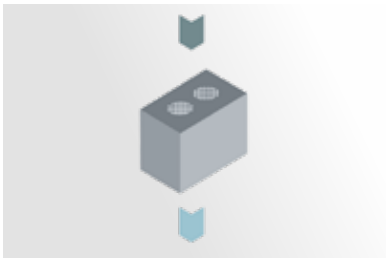


# Spare Filters

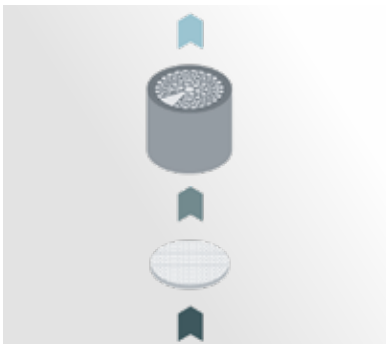
Zero Smog 2, MG 130, MG 140 ,  
Zero Smog 4V, Zero Smog 6V,  
Zero Smog 20T,  
Zero Smog TL, Zero Smog EL



## MG 100S



## FT 12, WFE P



## Filter



<b>Zero Smog TL</b>	FT91013699	
<b>Zero Smog EL</b>		
<b>MG 130</b>	100-240 V: 130-1000-ESD	
<b>MG 100S</b>	230 V: 100-1000-ESD	120 V (USA): U-100-1000-ESD
<b>MG 140</b>	230 V: 145-1000-ESD	230 V: mit 145-1002-ESD
<b>Zero Smog 4V</b>	230 V: T005 36 606 99	100-120 V (USA): T005 36 602 99
<b>Zero Smog 4V gas filter</b>	230 V: T005 36 616 99	100-120 V (USA): T005 36 612 99
<b>Zero Smog 6V</b>	230 V: T005 36 666 99	100-120 V (USA): T005 36 662 99
<b>Zero Smog 6V</b>	230 V: T005 36 676 99	100-120 V (USA): T005 36 672 99
<b>WFE</b>		
<b>WFEP</b>	230 V: T005 36 386 99	120 V, WFE2P (USA): T005 36 232 99
<b>FT 12</b>		
<b>Zero Smog 20T</b>	230 V: T005 36 706 99	120 V (USA): T005 36 702 99
<b>Pocket filter ZS6V/4V</b>	T005 87 358 62	

## Special filter

<b>MG 100S</b>	230 V: 100-1000-ESD	120 V (USA): U-100-1000-ESD
<b>MG 140</b>	230 V: 145-1000-ESD	230 V: mit 145-1002-ESD
<b>Zero Smog 4V</b>	230 V: T005 36 606 99	100-120 V (USA): T005 36 602 99
<b>Zero Smog 6V</b>	230 V: T005 36 666 99	100-120 V (USA): T005 36 662 99
<b>WFE</b>		
<b>WFEP</b>	230 V: T005 36 386 99	120 V, WFE2P (USA): T005 36 232 99
<b>FT 12</b>		





# Filter Matrix

	Medium dust filter M5	Fine dust filter F7				Compact filter H13				Adhesive fumes filter	Pocket filter		
	T005 87 358 37 10 pcs.												
	T005 87 359 37 10 pcs.												
	T005 87 627 03 10 pcs.	✓											
	130-2010 5 pcs.		✓										
	145-4000 2 pcs.			✓									
	T005 36 421 99 3 pcs.				✓	✓	✓	✓					
	T005 87 358 36 10 pcs.	✓	✓	✓									
	T005 87 359 38 10 pcs.				✓	✓	✓						
	T005 87 358 60 1 pcs.	✓											
	210-0313 10 pcs.				✓	✓	✓						
	T005 87 628 57 10 pcs.								✓				
	T005 87 628 58 10 pcs.								✓				
	T005 87 627 01 10 pcs.								✓				
	130-2000-ESD								✓				
	100-2000-ESD								✓				
	T005 36 410 99								✓				
	T005 87 358 38								✓	✓			
	T005 87 359 36								✓	✓			
	145-2000-ESD								✓	✓			
	T005 87 358 35								✓	✓			
	T005 87 358 95								✓	✓			
	T005 87 359 24								✓	✓			
MEK	Solvents				Cleanroom class 5				Adhesive fumes				
145-2003-ESD	100-2003-ESD	100-2012-ESD	145-2012-ESD	100-2002-ESD	145-2002-ESD	FT91000019	T005 87 358 95	T005 36 407 99	T005 87 358 35				
✓	✓	✓	✓	✓	✓	✓	✓	✓	✓				
										✓	✓	✓	✓

Volume extraction

Tip extraction

Laser extraction

Accessories volume extraction

Spare filter



Before using special filters please check in the MSD data sheet if they are suitable for your application, or simply contact your local Weller representative for further support.



## Weller Zero-Smog® systems

Specifically designed for continuous operation in industrial environments. Care and attention at the design stage plus careful component choice and a high quality manufacturing process have given Weller extraction systems a world wide reputation for reliability and longevity.

## Weller Zero-Smog® fume extraction

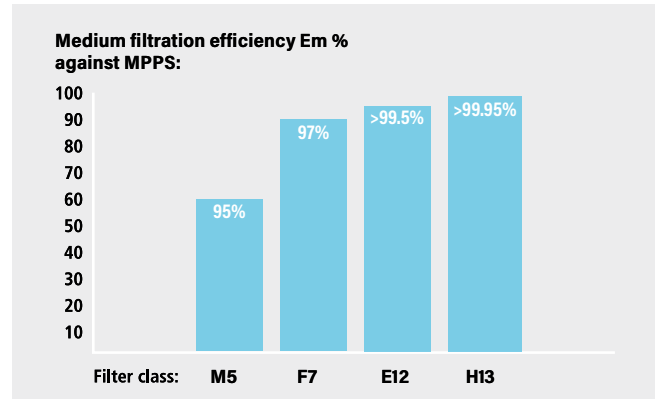
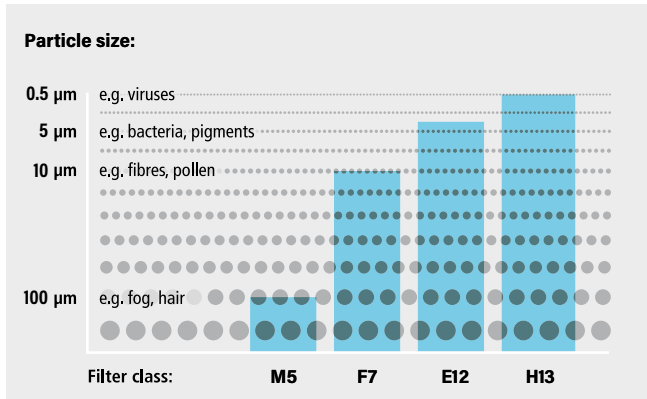
Weller Zero-Smog® systems have a three stage filter system (excl. MG 100S) for removing small particles, fumes and gases that are produced in different working processes:

The hazardous substances are efficiently captured by the nozzle and are absorbed into the filter.

Bigger particles get caught in the pre-filter and smaller particles get caught in the HEPA (High Efficiency Particulate Air) filter.

The wide band gas filter removes fumes and adhesives.

End product – clean air – is re-circulated into the workplace.




Filter Class M5, F7: Fine dust filter as per EN 779:2012

Filter Class E12/H13: According EN 1822:2009 HEPA ( High Efficiency Particulate Air) Filter

### Filter classification according EN norm EN 1822:2009

Filter Class	Recommended Application
M5	For standard applications
F7	For applications with high flux or dust content
E12 / H13	For applications with high flux or dust content
Gas	For applications with fumes from adhesives and solvents

Group	Filter class	Integral value	
		Degree of separation	Transmittance degree
EPA	E10	85 %	15 %
	E11	95 %	5 %
	E12	99,5 %	0,5 %
HEPA	H13	99,95 %	0,05 %
	H14	99,995 %	0,005 %



### 1. Medium / fine dust filter

For standard applications with a small amount of flux and pollution gases with high solid content, Weller offers filter classes M5 or F7

### 2. Compact filter consisting of:

Particle filter H13 with deposition performance according EN 1822:2009

> 99.955% in MPPS (particles 0.16 µm)

> 99.994% particles 0.3 µm

Wide band gas filter. For cleaning harmful fumes and vapours. The Weller wide band gas filter consists of 50% active carbon and 50% Chemisorb (potassium permanganate).

Harmful gases with a high molecular weight are cleaned by the active carbon. Chemisorb is suitable for absorbing gases of lower molecular weight. Because of its composition, Chemisorb is able to convert a large number of chemical pollutants (e.g. formaldehyde) into non-polluting gases by means of molecular modification.

### 3. Gas filter (optional)

The gas filter is used for extracting adhesive fumes and solvents. Experience has shown that filtering suspended particles is not so vital in this respect. The gas filter is filled with 50% active carbon and 50% Chemisorb. The particle filter is omitted.



# Spare Filters

## Compressed air cleaning filter for WFE, FT 12, FT 12-PF



Order No.	Description	Filter type	PU
T005 87 357 57	Compressed air cleaning filter for WFE	Active carbon 100%	1
210-0323-ESD	Compressed air cleaning filters for FT 1 / FT 12 / FT 13	Active carbon 100%	1

## Compact filter - WFE, WFE P, WFE 2P, FT 12, FT11, FE 4000



Order No.	Description	Filter type	PU
T005 36 410 99	Compact filter - WFE, WFE P, WFE 2P, FT 12, FT11, FE 4000	Compact filter: Particle filter H13 and Wide band gas filter (50 % active carbon + 50 % Chemisorb)	1

## Compact filters for glueing applications WFE, WFE P, WFE 2P, FT 12, FT 11, FE 4000



Order No.	Description	Filter type	PU
T005 36 407 99	Compact filters for glueing applications WFE, WFE P, WFE 2P, FT 12, FT 11, FE 4000	Compact filter H13, wide band gas filter 100 % active carbon	1

Volume extraction

Tip extraction

Laser extraction

Accessories volume extraction

Spare filter



## Compressed air cleaning filter for WFE, WFE P, WFE2P, FT 11, FT 12, FT 12-PF, FE 3000/4000



Order No.	Description	Filter type	PU
T005 36 421 99	Fine dust filter F7	Fine dust filter F7	3

## Compressed air cleaning filters for WFE, WFE P, WFE2P, FT 12, FT 12-PF



Order No.	Description	Filter type	PU
210-0323-ESD	Compressed air cleaning filters for FT 1 / FT 12 / FT 13	Active carbon 100%	1
210-0315	Filter discs FT 1 (pink)		10

## Medium dust filters M5



Order No.	Description	Filter type	PU
T005 87 358 37	Fine dust filters M5 for Zero Smog 20T, WFE 20D, WFE 4S, Zero Smog 6V, FC 800	Fine dust filter M5	10
T005 87 359 37	Fine dust filter for WFE 2S, Zero Smog 4V	Fine dust filter M5	10


## Fine dust filters F7



Order No.	Description	Filter type	PU
T005 87 358 36	Fine dust filter F7 for Zero Smog 20T, WFE 20D, WFE 4S, Zero Smog 6V, FC 800	Fine dust filter F7	10
T005 87 359 38	Fine dust filter F7 for WFE 2S, Zero Smog 4V	Fine dust filter F7	10
T005 87 628 57	Fine dust filter F7 for Zero Smog TL	Fine dust filter F7	10




## Compact filters



Order No.	Description	Filter type	PU
T005 87 358 38	Compact filter for WFE 20D, WFE 4S, Zero Smog 6V, Zero Smog 20T, FC 800	Compact filter: Particle filter H13 and wide band gas filter (50% active carbon, 50% Chemisorb)	1
T005 87 359 36N	Compact filter: Particle filter H13 and wide band gas filter (50% active carbon, 50% Chemisorb) for Zero Smog 4V, WFE 2S	Particle filter H13 and wide band gas filter (50% active carbon, 50% Chemisorb)	1
T005 87 627 01	Compact filter: particle filter H13 and granular activated carbon filter with 10 pre-filters M5 for Zero Smog 2, Zero Smog EL, WFE 2ES / CS	Aktivkohlegranulat	1
T005 87 628 58	Filter Set: Compact filter particle filter H13 and granular activated carbon filter with 10 F7 pre-filters for the Zero Smog TL	Particle filter H13 and wide band gas filter	1

## Adhesive fume filters



Order No.	Description	Filter type	PU
T005 87 358 35	Wide band gas filter for Zero Smog 6V, WFE 4S	Wide band gas filter (50 % active carbon + 50 % Chemisorb)	1
T005 87 358 95N	Wide band gas filter for adhesive fumes for Zero Smog 4V, WFE 2ES, WFE 2S	Wide band gas filter (50 % active carbon + 50 % Chemisorb)	1

## Pocket filter



Order No.	Description	Filter type	PU
T005 87 358 60	Pocket filter F7 for Zero Smog 4S, Zero Smog 6V, WFE 2S / WFE 4S	Pocket filter F7	1

## Pocket filter



Order No.	Description	Filter type	PU
T005 87 359 24	Fleece filter for Zero Smorg 4V, Zero Smog 6V, WFE 2S / WFE 4S		1

Volume extraction

Tip extraction

Laser extraction

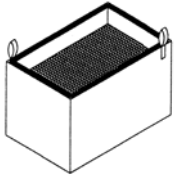
Accessories volume extraction

Spare filter



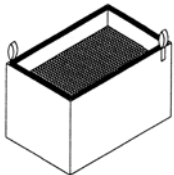
# Compact filters MG 140

## Compact filters for MG 140



Order No.	Description	Filter type	PU
145-2000-ESDN	Particle filter H13 and wide band gas filter, Standard	Particle filter H13, Wide band gas filter (50 % active carbon + 50 % Chemisorb)	1
145-2002-ESDN	Particle filter H13 and wide band gas filter, Cleanroom	Particle filter H13, Wide band gas filter (50 % Active carbon + 50 % Chemisorb)	1
145-2012-ESDN	Compact filter: Particle filter H13 and wide band gas filter, Solvents / VOC	Particle filter H13, wide band gas filter (100 % active carbon)	1
145-2003-ESDN	Compact filter: Particle filter H13 and wide band gas filter, MEK	Particle filter H13, wide band gas filter (100 % Chemisorb)	1

## Compact filter for MG 100, MG 100S, MG 80S, WFE 2X



Order No.	Description	Filter type	PU
100-2000-ESDN	Particle filter H13 and wide band gas filter, Standard	Particle filter H13, Wide band gas filter (50 % active carbon + 50 % Chemisorb)	1
100-2012-ESDN	Compact filter: Particle filter H13 and wide band gas filter, Solvent / VOC, for MG 100, MG 100S, WFE 2X	Particle filter H13, wide band gas filter (100 % active carbon)	1
100-2003-ESDN	Compact filter for MG 100 / MG 100S / MG 80S / WFE 2X: Particle filter H13 and wide band gas filter, MEK	Particle filter H13, wide band gas filter (100 % Chemisorb)	1

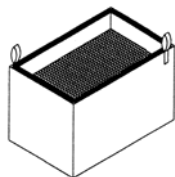
## Compact filter for MG130



Order No.	Description	Filter type	PU
130-2000-ESDN	Particle filter H13 and wide band gas filter, Standard	Particle filter H13, Wide band gas filter (50 % active carbon + 50 % Chemisorb)	1



## Compact filters for MG 200, MG 400



Order No.	Description	Filter type	PU
200-2000-ESDN	Compact filter MG 200 Standard	Particle filter H13, Wide band gas filter (50 % active carbon + 50 % Chemisorb)	2
200-2002-ESDN	Particle filter H13 and wide band gas filter, cleanroom	Particle filter H13, Wide band gas filter (50 % Active carbon + 50 % Chemisorb)	2
200-2003-ESDN	Compact filter for MG 200, MEK	Particle filter H13, wide band gas filter (100 % Chemisorb)	2

## Prefilter for MG 140

Order No.	Description	Filter type	PU
140-2000-ESDN	Particle filter E 12	Particle filter	1
145-4000	Pre-filter for MG 140 / F8 (2 pieces)	Fine dust filter	2

## Prefilter for MG 140, MG100



Order No.	Description	Filter type	PU
PF-100 0	Pre filter box, incl. brackets and 2 m connection hose		1
500-4000	Pre-filter for PF-1000, BT 75	Fine dust filter	5

## Compressed air cleaning filters for WFE, WFE P, WFE2P, FT 12, FT 12-PF



Order No.	Description	Filter type	PU
210-0323-ESD	Compressed air cleaning filters for FT 1 / FT 12 / FT 13	Active carbon 100%	1
T005 36 421 99	Fine dust filter F7	Fine dust filter F7	3

Volume extraction

Tip extraction

Laser extraction

Accessories volume extraction

Spare filter



# Replacement filters for discontinued MG filter systems

## Compact filter for MG 75



Order No.	Description	Filter type	PU
750-2002-ESDN	Particle filter H13 and gas filter, Cleanroom	Particle filter H13 , Wide band gas filter (50 % active carbon + 50 % Chemisorb)	1
750-2003-ESDN	Particle filter H13 and gas filter, MEK	Particle filter H13, wide band gas filter (100 % Chemisorb)	1

## Compact filter for MG 95



Order No.	Description	Filter type	PU
950-2000-ESDN	Particle filter H13 and gas filter, Standard	Particle filter H13 , Wide band gas filter (50 % active carbon + 50 % Chemisorb)	1
950-2002-ESDN	Particle filter H13 and gas filter, Cleanroom	Particle filter H13 , Wide band gas filter (50 % active carbon + 50 % Chemisorb)	1
950-2003-ESDN	Particle filter H13 and gas filter, MEK	Particle filter H13, wide band gas filter (100 % Chemisorb)	1

## Pre-filter for PF-1000, BT 75

Order No.	Description	Filter type	PU
500-4000	Pre-filter for PF-1000, BT 75	Fine dust filter	5





**+** EASY HANDLING



**Dispensing**  
Professional

287 - 294

# Dispensing

Less is more ...



### For every dispensing application

The right dispenser for every application. 2 versions of dispenser, 1 or 2 channel.



### Reduce rework and waste

Reduced sources of errors due to manual control. Dispensing time via potentiometer.



### Efficient and cost orientated

Savings thanks to precise meter.



### Precise and clean results.

Protection against contamination. Vacuum technology prevents dripping.



# KDS824A

## Deluxe Shot Meter 230 V / 120 V



Order No. T005 31 636 99

- Shot time duration adjustable from 0,01 to 99,99 seconds
- Vacuum feature prevents dripping
- Electrically actuated foot pedal
- One channel without time controlled air



Accessories	Order No.	Model	Description
	<b>KDS816</b>	KDS816	Syringe Holder Stand
	<b>KDS830S6N</b>	KDS830S6	- Metal syringe adapter with 6" (2 m) air line and fitting - Plugs directly into any shot meters - Fits all syringes usual in trade

# KDS834A

## Economy Shot Meter 230 V / 120 V



Order No. T005 31 656 99

- Shot time duration adjustable from 0,01 to 99,99 seconds
- Vacuum feature prevent dripping
- Electrically actuated foot pedal



Accessories	Order No.	Model	Description
	<b>KDS816</b>	KDS816	Syringe Holder Stand



# KDS806V

## Foot valve with vacuum

Order No. KDS806V

- Basic ON-OFF function
- Foot actuated for excellent ergonomics
- Work on compressed air input only, no electricity required
- 0-100 PSI regulator and gauge
- Vacuum feature prevents dripping





# Vacuum Pick-up

## KDS301

### Vacuum Pick-up Wand

Order No. KDS301

- Attaches to the air accessory port of the KDS824A
- Can be connected on a compressed air hose via a 4 mm outer diameter on the pressure reducer
- A finger control on the wand allows an easily pick up of small components
- Comes with three sizes of conductive suction cups KDS260S (3,2 mm), KDS260M (6,3 mm), KDS260L (9,5 mm)



## Accessories for Vacuum Pick-up

Order No.	Description
<b>KDS260S</b>	Suction Cup Small Ø 3,2 mm for KDS301
<b>KDS260M</b>	Suction Cup Medium Ø 6,3 mm for KDS301
<b>KDS260L</b>	Suction Cup Large Ø 9,5 mm for KDS301



# Syringe Adapter

## Metal Adapters Assemblies (universal)

- Metal syringe adapter with 6" (2m) air line and fitting.
- Plus directly into any short meters.
- Fitters all syringes usual in trade.



Order No.	Size	Airline Diameter		Pkt. Qty.
		Inch	mm	
<b>KDS805S6N</b>	5CC	3/32	2.4	1
<b>KDS810S6N</b>	10CC	3/32	2.4	1

## Accessory



Order No.	Description
<b>KDS816</b>	Syringe Holder Stand



# Needles

## Stainless Steel Plastic Hub Dispensing Needles



Order No.	Description	Gauge	Inside Ø		Outside Ø		Length		Colour	Pkt. Qty.
			Inch	mm	Inch	mm	Inch	mm		
<b>KDS1412P</b>	Tapered Tip Needles	14	0.067	1.70	0.083	2.11	0.5	12.70	Dark green	50
<b>KDS141P</b>	Tapered Tip Needles	14	0.067	1.70	0.083	2.11	1	25.40	Dark green	50
<b>KDS1512P</b>	Tapered Tip Needles	15	0.060	1.52	0.072	1.83	0.5	12.70	Orange	50
<b>KDS1612P</b>	Tapered Tip Needles	16	0.053	1.35	0.064	1.63	0.5	12.70	Purple	50
<b>KDS161P</b>	Tapered Tip Needles	16	0.053	1.35	0.064	1.63	1	25.40	Purple	50
<b>KDS16112P</b>	Tapered Tip Needles	16	0.053	1.35	0.064	1.63	1.5	38.10	Purple	50
<b>KDS1712P</b>	Tapered Tip Needles	17	0.045	1.14	0.060	1.52	0.5	12.70	White	50
<b>KDS1812P</b>	Tapered Tip Needles	18	0.038	0.97	0.050	1.27	0.5	12.70	Pink	50
<b>KDS181P</b>	Tapered Tip Needles	18	0.038	0.97	0.050	1.27	1	25.40	Pink	50
<b>KDS1912P</b>	Tapered Tip Needles	19	0.032	0.81	0.042	1.07	0.5	12.70	Brown	50
<b>KDS191P</b>	Tapered Tip Needles	19	0.032	0.81	0.042	1.07	1	25.40	Brown	50
<b>KDS2012P</b>	Tapered Tip Needles	20	0.026	0.66	0.035	0.89	0.5	12.70	Yellow	50
<b>KDS201P</b>	Tapered Tip Needles	20	0.026	0.66	0.035	0.89	1	25.40	Yellow	50
<b>KDS2112P</b>	Tapered Tip Needles	21	0.023	0.58	0.032	0.89	0.5	12.70	Green	50
<b>KDS2212P</b>	Tapered Tip Needles	22	0.019	0.48	0.028	0.71	0.5	12.70	Black	50
<b>KDS221P</b>	Tapered Tip Needles	22	0.019	0.48	0.028	0.71	1	25.40	Black	50
<b>KDS2312P</b>	Tapered Tip Needles	23	0.017	0.43	0.025	0.64	0.5	12.70	Light blue	50
<b>KDS2512P</b>	Tapered Tip Needles	25	0.012	0.30	0.020	0.51	0.5	12.70	Blue	50
<b>KDS3012P</b>	Tapered Tip Needles	30	0.006	0.15	0.012	0.30	0.5	12.70	Lavender	50
<b>KDS660</b>	Pieces Needle Kit									500
<b>KDSSAMPLEPACK</b>	Needle Sample Pack									5



## Tapers Tip Needles



Order No.	Description	Gauge	Inside Ø		Colour	Pkt. Qty.
			Inch	mm		
<b>KDS14TNP</b>	Tapered Tip Needles	14	0.063	1.60	Salmon	50
<b>KDS16TNP</b>	Tapered Tip Needles	16	0.048	1.22	Grey	50
<b>KDS18TNP</b>	Tapered Tip Needles	18	0.034	0.86	Green	50
<b>KDS20TNP</b>	Tapered Tip Needles	20	0.024	0.61	Pink	50
<b>KDS22TNP</b>	Tapered Tip Needles	22	0.017	0.43	Blue	50

## Miscellaneous Accessories

Order No.	Description	Pkt. Qty.
<b>KDS825</b>	Panel Mount Coupler	1
<b>KDS900</b>	Male Connector Large Barb	5
<b>KDS901</b>	Female Connector for KDS301	1







# Weller®

# Electronic screwdriver

## POWER IS NOTHING WITHOUT CONTROL



### Low noise level operations

Below emission level in hospitals during day duty, brushless motor, noise level < 55dBA



### Compatible units

Analog and digital power units, clutch systems or electronic screwdrivers - all tools are compatible and for a variety of applications



### No emissions

Perfect for industrial serial assembly with assembly tasks at low torque



### ESD-safe

No electrostatic discharge



## Electronic screwdriver

Professional

295 - 306





## Technical Data

**WTS A****WTS D**

Mains supply voltage	100 - 240 VAC	
Speed control	from 60 % to 100% of nominal speed	
Display	no	LED
Operation panel	Simply rotary dial adjustment	Text display
Torque range display	no	yes
Order no.	T005 39 016 99	T005 39 006 99

## Connecting Overview Screwdriver



<b>WBTS12L</b> Lever start	✓	✓
<b>WBTS35L</b> Lever start	✓	✓
<b>WBTS35ECL</b> Lever start	✓	✓✓
<b>WBTS12P</b> Push to start	✓	✓
<b>WBTS35P</b> Push to start	✓	✓

## WTS A

### Analog Power Unit



Order No. T005 39 016 99

- Simply rotary dial adjustment
- Soft start capability, ramp from 0 to 2 sec.
- ESD compliant housing



## WTS D

### Digital Power Unit



Order No. T005 39 006 99

- Easy operation with text display and simple programming, multiple languages
- Soft start capability, ramp from 0 to 2 sec.
- Suitable for complex tightening applications
- ESD compliant housing
- Recommended ECL Electric Screwdriver





## Technical Data

	WBTS12L	WBTS35L	WBTS35ECL	WBTS12P	WBTS35P
Rotation speed	650 UpM	800 UpM	800 UpM	650 UpM	800 UpM
Start	Lever start	Lever start	Lever start	Push to start	Push to start
Torque range	0,05 - 1,2Nm	0,5 - 3,5Nm	0,5 - 3,5Nm	0,05 - 1,2Nm	0,5 - 3,5Nm
For use with 1/4" bits	1/4"	1/4"	1/4"	1/4"	1/4"
Brushless, maintenance free motor	yes	yes	yes	yes	yes
Right and left rotation	yes	yes	yes	yes	yes
Low noise	<55dBA	<55dBA	<55dBA	<55dBA	<55dBA

## WBTS12L

### Electric screwdriver with lever start

0,05 - 1,2 Nm 650 UpM manual

Order No. T005 39 091 99

- Lever start
- Torque setting via clutch spring compression
- 8-pin interface cable
- Connecting cable 2,5 m



Similar to figure

## WBTS35L

### Electric screwdriver with lever start

0,5 - 3,5 Nm 800 UpM manual

Order No. T005 39 093 99

- Lever start
- Torque setting via clutch spring compression
- 8-pin interface cable
- Connecting cable 2,5 m



Similar to figure



## WBTS35ECL

Electric screwdriver with lever start

0,5 - 3,5 Nm 800 UpM automatic 

Order No. T005 39 095 99

- Lever start
- Torque setting via digital controller
- 8-pin interface cable
- Connecting cable 2,5 m



## WBTS12P

Electric screwdriver push to start

0,05 - 1,2 Nm 650 UpM manual 

Order No. T005 39 092 99

- Push to start
- Torque setting via clutch spring compression
- 8-pin interface cable
- Connecting cable 2,5 m



## WBTS35P

Electric screwdriver push to start  
and 8-pin interface cable

0,5 - 3,5 Nm 800 UpM 

Order No. T005 39 094 99

- Push to start
- Torque setting via clutch spring compression
- Connecting cable 2,5 m



Similar to figure



# Accessories

## WAH12

90° Angle head for WBTS12L

Order No. T005 87 677 01

- Especially for tight work spaces



## WAH35

90° Angle head for WBTS35L

Order No. T005 87 677 02

- Especially for tight work spaces



## WBAL

Balancer

Order No. T005 87 677 03

- Working load limit from 0,4 to 1 kg





## WCAB5M

Connecting cable 5 m, 8-pin

Order No. T005 87 677 04

- Flexible connecting cable



## WCAB5MS

Connecting cable with twist 5 m, 8-pin

Order No. T005 87 677 05

- Flexible connecting cable with twist



## WTT5

Torque tester from 0,2 to 5 Nm

Order No. T005 87 677 06

- Tester for screwdriver calibration
- 3 units of torque measurements
- Automatic shut down
- 2 Display mode selectable
- Battery powered or power supply





# Screwdriver Inserts

## Phillips®-Bits

### 1/4" Hex Insert Bits- Limited Clearance



Order no.	Size	Overall length		Turned length (A)		Turned OD (B)	
		Inch	mm	Inch	mm	Inch	mm
446-0X	0	1	25	7/16	11	0.108	4.06
446-1X	1	1	25	7/16	11	0.108	4.06
446-2X	2	1	25	7/16	11	0.108	4.06

## Pozidriv® Bits

### 1/4" Hex Insert Bits



Order no.	Size	Overall length		Turned length (A)		Turned OD (B)	
		Inch	mm	Inch	mm	Inch	mm
440-1-PZDX	1	1	25				
440-2-PZDX	2	1	25				
440-215-PZDX	2	1 1/2	38				
440-22-PZDX	2	2	51				
440-3-PZDX	3	1	25				
440-4-PZDX	4	1 1/4	32				
446-1-PZDX	1	1	25	7/16	11	0.18	4.6
446-2-PZDX	2	1	25	7/16	11	0.18	4.6

## Slotted Bits

### 1/4" Hex Insert Bits - Limited Clearance



Order no.	Screw size	Length		Blade Thickness (A)		Blade Width / Body	
		Inch	mm	Inch	mm	Inch	mm
445-000X	1F-2R	0.984	25	0.021	0.53	0.125	3.2
445-00X	2F-3R	0.984	25	0.025	0.64	0.140	3.6
445-0X	3F-4R	0.984	25	0.030	0.76	0.154	3.9
445-10X	4F-5R	0.984	25	0.034	0.86	0.185	4.7
445-20X	5F-6R	0.984	25	0.036	0.91	0.216	5.5
445-30X	6F-7R	0.984	25	0.038	0.97	0.248	6.3



## Torx® Bits

### 1/4" Hex Insert Bits



Order no.	Size	Overall length		Order no.	Size	Overall length	
		Inch	mm			Inch	mm
<b>440-TX-05X</b>	T-5	1	25	<b>440-TX-15X</b>	T-15	1	25
<b>440-TX-06X</b>	T-6	1	25	<b>440-TX-20X</b>	T-20	1	25
<b>440-TX-07X</b>	T-7	1	25	<b>440-TX-25X</b>	T-25	1	25
<b>440-TX-08X</b>	T-8	1	25	<b>440-TX-27X</b>	T-27	1	25
<b>440-TX-09X</b>	T-9	1	25	<b>440-TX-30X</b>	T-30	1	25
<b>440-TX-10X</b>	T-10	1	25	<b>440-TX-40X</b>	T-40	1	25

## Socket Head Bits

### 1/4" Hex Insert Bits - Metric



Order no.	Size	Overall length		Order no.	Size	Overall length	
		Inch	mm			Inch	mm
<b>185-1.5MM</b>	1.5 mm	1	25	<b>185-6MM</b>	6.0 mm	1 5/16	33
<b>185-2MM</b>	2 mm	1	25	<b>185-7MM</b>	7.0 mm	1 1/4	32
<b>185-2.5MM</b>	2.5 mm	1	25	<b>185-8MM</b>	8.0 mm	1 1/4	32
<b>185-3MM</b>	3.0 mm	1	25	<b>185-9MM</b>	9.0 mm	1 1/4	32
<b>185-4MM</b>	4.0 mm	1 5/16	33	<b>185-10MM</b>	10.0 mm	1 1/4	32
<b>185-5MM</b>	5.0 mm	1 5/16	33				

## Bit Holder

### Hex Drive for 1/4" Hex Inserts



Order no.	Size	Overall length		Magnetic; no lock ring
		Inch	mm	
<b>M-490-NR</b>	2 31/32	2.95	75	





## Slotted Drive

### 1/4" Hex Power Drive



Order no.	Screw size	Length		Blade Thickness (A)		Blade Width / Body	
		Inch	mm	Inch	mm	Inch	mm
<b>320-000X</b>	1F-2R	1.929	49	0.022	0.56	0.122	3.10
<b>326-000X</b>	1F-2R	2.756	70	0.022	0.56	0.122	3.10
<b>320-00X</b>	2F-3R	1.929	49	0.26	0.66	0.134	3.40
<b>326-00X</b>	2F-3R	2.756	70	0.026	0.66	0.134	3.40
<b>320-0X</b>	3F-4R	1.929	49	0.030	0.76	0.151	3.84
<b>326-0X</b>	3F-4R	2.756	70	0.030	0.76	0.151	3.84
<b>320-1X</b>	4F-6R	1.929	49	0.034	0.86	0.187	4.75
<b>326-1X</b>	4F-5R	2.756	70	0.034	0.86	0.187	4.75
<b>320-20X</b>	5F-6R	1.929	49	0.036	0.91	0.215	5.46
<b>326-20X</b>	5F-6R	1.929	49	0.91	0.91	0.215	5.46
<b>320-2X</b>	5F-6R	1.929	49	0.036	0.91	0.250	6.35
<b>326-2X</b>	5F-6R	2.756	70	0.036	0.91	0.250	6.35

## Socket Head Drive

### 1/4" Hex Power Drive - Metric



Order no.	Size	Overall length		Order no.	Size	Overall length	
		Inch	mm			Inch	mm
<b>AM-1.5mm</b>	1,5 mm	1 15/16	49	<b>AM-5mm</b>	5,0 mm	1 15/16	49
<b>AM-2mm</b>	2,0 mm	1 15/16	49	<b>AM-5mm-4</b>	5,0 mm	4	102
<b>AM-2.5mm</b>	2,5 mm	1 15/16	49	<b>AM-6mm</b>	6,0 mm	1 15/16	49
<b>AM-3mm</b>	3,0 mm	1 15/16	49	<b>AM-6mm-4</b>	6,0 mm	4	102
<b>AM-3mm-3</b>	3,0 mm	3	76	<b>AM-7mm</b>	7,0 mm	1 15/16	49
<b>AM-3mm-4</b>	3,0 mm	4	102	<b>AM-8mm</b>	8,0 mm	1 15/16	49
<b>AM-4mm</b>	4,0 mm	1 15/16	49	<b>AM-10mm</b>	10,0 mm	1 15/16	49



# Pozidriv®-Drive

## 1/4" Hex Power Drive



Order no.	Size	Overall length		Body-Ø (B)		Turned length (A)	
		Inch	mm	Inch	mm	Inch	mm
<b>491-PZDX</b>	1	1 15/10	49	3/10	4.6	1 1/4	32
<b>491-A-PZDX</b>	1	2 3/4	70	3/16	4.8	2	51
<b>492-PZDX</b>	2	1 15/16	49	1/4	6.4	1 1/4	32
<b>492-A-PZDX</b>	2	2 3/4	70	1/4	6.4	2	51
<b>493-PZDX</b>	3	1 15/16	49	5/16	7.9	1	25
<b>493-A-PZDX</b>	3	2 3/4	70	5/16	7.9	1 3/4	44

# Torx® Drive

## 1/4" Hex Power Drive



Order no.	Size	Overall length		Body-Ø
		Inch	mm	mm
<b>49-TX-05</b>	T-5	1 15/16	49	3.0
<b>49-A-TX-05</b>	T-5	2 3/4	70	3.0
<b>49-TX-06</b>	T-6	1 15/16	49	3.0
<b>49-A-TX-06</b>	T-6	2 3/4	70	3.0
<b>49-TX-07</b>	T-7	1 15/16	49	3.0
<b>49-A-TX-07</b>	T-7	2 3/4	70	3.0
<b>49-A-TX-08</b>	T-8	2 3/4	70	3.0
<b>49-TX-09</b>	T-9	1 15/16	49	3.0
<b>49-A-TX-09</b>	T-9	2 3/4	70	3.0
<b>49-TX-10</b>	T-10	1 15/16	49	3.8
<b>49-A-TX-10</b>	T-10	2 3/4	70	3.8
<b>49-TX-15</b>	T-15	1 15/16	49	3.8
<b>49-A-TX-15</b>	T-15	2 3/4	70	3.8
<b>49-TX-20</b>	T-20	1 15/16	49	4.3
<b>49-A-TX-20</b>	T-20	2 3/4	70	4.3
<b>49-TX-25</b>	T-25	1 15/16	49	4.0
<b>49-B-TX-25</b>	T-25	3 1/2	89	4.9
<b>49-TX-27</b>	T-27	1 15/16	49	5.5
<b>49-B-TX-27</b>	T-27	3 1/2	89	5.5
<b>49-TX-30</b>	T-30	1 15/16	49	6.0
<b>49-B-TX-30</b>	T-30	3 1/2	89	6.0
<b>49-TX-40</b>	T-40	1 15/16	49	7.8
<b>49-B-TX-40</b>	T-40	3 1/2	89	7.8



# Phillips® Drive

## 1/4" Hex Power Drive



Order no.	Size	Overall length		Body-Ø (B)		Turned length (A)	
		Inch	mm	Inch	mm	Inch	mm
<b>4910X</b>	0	1 15/16	49	1/8	3.2	1 1/4	32
<b>4910-AX</b>	0	2 3/4	70	1/8	3.2	2	51
<b>491X</b>	1	1 15/16	49	3/16	4.8	1 1/4	32
<b>491-AX</b>	1	2 3/4	70	3/16	4.8	2	51
<b>492X</b>	2	1 15/16	49	1/4	6.4	1 1/4	32
<b>492-AX</b>	2	2 3/4	70	1/4	6.4	2	51
<b>493X</b>	3	1 15/16	49	5/16	7.9	1	25
<b>493-AX</b>	3	2 3/4	70	5/16	7.9	1 1/4	44



# Precision tools

<b>Side cutters and tip cutters</b>	<b>310</b>
Series 600 Micro	316
Series 2400 MagicSense	318
Series 500 Medium	321
Series 800 Maxi	326
Tungsten-carbide cutters	328
Special applications	331
Pneumatic side cutter and tip cutter	333
Distance cutter	335
<b>Pliers</b>	<b>338</b>
Series 500 Medium	340
Series 2400 MagicSense	343
Stripping pliers	345
Forming pliers	347
<b>Tweezers</b>	<b>352</b>
Precision tweezers	354
SMD tweezers	362
Locking gripping tweezers	364
Wafer tweezers	365
Cutting tweezers	366
Stripping tweezers	367
Extraction tweezers	368
<b>Special tools</b>	<b>369</b>
IC and SMD tools	370
High precision stripping pliers	373
<b>Kits</b>	<b>375</b>



## Precision Tools Erem®

Side cutters and tip cutters, pliers, tweezers, special Erem tools, toolkits





# Special applications

## Side cutters for use in medical device manufacturing

The 632NCF miniature side cutter is ideally suited for soft material such as silicone tubes in medical device applications, precision connector seals or miniature rubber seals.

The miniature cutter is also the ideal tool for cutting soft synthetic parts, e.g. in the manufacture of hearing aids.

The cutting edges of the 632NCF side cutter are precision-ground to an extremely high level. This enables the cutter to deliver a razor-like full-flush cut.




## Tip cutters to remove fine pitch SMD ICs

A simple method to remove SMD ICs is to cut each of the individual leads to remove the device and then reflow the joint with a soldering iron and remove the component leads from the board.

The solder left on the board can then be removed with a desoldering tool or desolder braid and a new component fitted.

The 670EP and 670EPF have fine pointed tapered and relieved heads that are able to fit between individual leads and cut them without causing damage to the printed circuit.



## Tungsten-carbide cutter for the preparation of cardio-vascular stents

A stent is a vascular-wall prop. It is a lattice-shaped tube made of stainless steel or nickel-titanium. It serves to hold open constricted coronary blood vessels and improves the flow of blood through the vessels.

It is important in stent manufacture that the cut end of any wire in the lattice is as flat as possible, otherwise it will be necessary rework the stents.

These side cutters have fine polished carbide cutting blades to accurately cut the lattice and reduce the need for rework.



## High-precision side cutters for cutting stainless wires

The 599TFO has wear resistant tungsten-carbide cutting edges and all round capability. It is able to cut Vectran™ braided wires, fiber optics, Kevlar® and small stainless steel braids and wires.

A further application lies in telecommunications, i.e. working on fiber-optic cables, Kevlar® silks and piano wires.





The quality and performance of Erem precision tweezers are the result of more than 40 years of development and expertise.

Erem is one of the leaders in the development of high-precision tools for a wide variety of applications in electronics, aeronautical engineering, light engineering, telecommunications, laboratory technology, medicine and the jewelry, watchmaking and goldsmithing industries.



### **Tweezers for biology and laboratory applications**

Erem micro-tweezers are suitable for use in biology (e.g. model 5MBS, 5FSA or M5S).

These tweezers with very pointed tips make it possible to access tight spaces and offer excellent visibility when performing precision work and when working under a microscope.

High-precision tweezers are particularly suitable for analysis applications and the handling of tissues, fine threads and other very small objects.



### **Tweezers for use in the jewelry industry**

These stainless steel tweezers with Teflon® coated tips (e.g. type 2ASASLT) are particularly suited for use in the jewelry industry. They are robust and the Teflon® coated tips provide a non-stick surface.

Titanium tweezers type like 3CTA are also ideal for this application. Their light weight maintains fingertip control over extended working periods and their resistance to high temperatures allows them to be used in applications that might use gas flames.



### **Tweezers for use in light engineering and dental applications**

Erem offers special gripping pliers for applications in light engineering. The type 940AS lockable gripping tweezers can withstand a tensile force of 5 kg and can securely hold small wires.

The stainless steel construction allows the tweezers to be sterilized in an autoclave.





# Side cutters and tip cutters

## FOR ALMOST EVERY APPLICATION

### Built-in Erem Magic Spring

The Magic Spring system used in Erem precision tools is unique. It is integral to the cutting head and provides a constant closing and re-opening force. It is highly reliable, makes the tools easy to use and reduces operator fatigue.

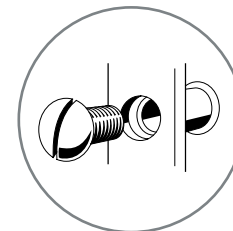
- Reduce costs thanks to long life
- Constant spring force
- Guarantees more than 1 million operations



### High-precision screw joint

This self locking screw joint system gives a smooth cutting and opening action and ensures that there is no blade overlap or play.

- Smooth jaw action with no play
- Smooth cutting operation with no jaw overlapping



### Induction-hardened cutting edges

The cutting blades of Erem cutters are hardened to Rockwell 63-65 HRc by an induction-heating process.

- High durability thanks for special material selection

### Special tool steel

Erem electronics tools are made from bright steel.

The special tool steel is made using a unique Swiss processing technique.

- The bright tool steel gives additional strength and toughness to the tools to promote a long service life.



### ESD-safe

The interchangeable foam-cushion handles are ESD-safe and are fitted as standard on all Erem cutters and pliers.





**SAFE, RELIABLE AND FAST  
OPERATION BY PRECISE CUTS**

### Ergonomically shaped handles

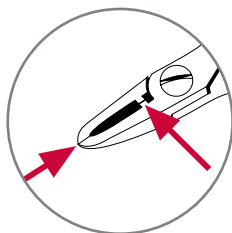
- For high comfort, better grip and added safety.

### Erem - Maximum Opening Stop

- Limits the cutting-edge tips from opening more than 5 mm/197 Inch. The limited extent to which the handles can open prevents user hand fatigue.




**COMFORTABLE AND  
FATIGUE-FREE WORKING.**



### Erem cutting-edge protection for tip cutters

All tip cutters are fitted with a special stop system which prevents the cutting edges from overlapping.



### Safety device for holding wire scraps

This safety device for side cutters holds wire scraps securely after cutting. Available on most 500, 600 and 2400 series cutters (oval head). Order suffix "W" e.g. 595EW.



# Cut shape

There are three blade options, which determine the shape left on a lead after cutting.



## Semi-flush

This cut leaves a pyramidal tip at the end of the wire. It is particularly suitable for standard jobs where the final shape does not play a significant role. Cutters with this cut are suitable for both soft copper wires and very hard wires such as stainless steel.



## Flush

This cut leaves a much smaller tip at the end of the wire than the semi-flush cut – without reducing the cutting ability. The cutting edges are finer than on semi-flush cutters. The effort exerted when cutting is less and the load on the component is reduced. Flush wire ends reduce the effort needed to fit components on printed-circuit boards. Erem guarantees precise cutting even after frequent use.



## Super full flush

Only Erem offers you a super full flush cut. This cut provides absolutely flush wire ends.

No rework is needed. Cutters with this cut are absolutely precision-ground and sharpened. The effort exerted when cutting is low, as is the load on the component caused by the cut. Soldering tags in soldering-bath procedures are prevented. Cutters of this type are used in applications for microelectronics, space travel or medical technology. These cutters are suitable for soft wires.



Erem

vs



Competitor



## Service



### Re-sharpening

Erem is your service partner. All Erem side and tip cutters except those with carbide insert blades can be re-sharpened up to three times. Carriage charges will apply.







### Replacement parts

Erem cutters and pliers and their component parts are warranted against manufacturing defects. Magic springs, precision joint components are available as spare parts.



# Choosing the right tool

Visibility and accessibility

	<b>Tip cutter Straight relieved head</b> • Horizontal and vertical cuts • Cutting in hard-to-reach areas
	<b>Tip cutter Angled narrow head</b> • Precise cuts at different working angles
	<b>Tip cutter Angled wide head</b> • Precise cuts at different working angles
	<b>Side cutter Pointed relieved head</b> • Narrowest head shape • Optimum access even to extremely hard-to-reach areas
	<b>Side cutter Tapered head</b> • Straight edges and taper to a point • Access to difficult to reach areas without reducing the cutting ability
	<b>Side cutter Oval head</b> • Cutting in easy accessible areas • Offers the highest cutting capacity

High cutting ability

Micro Series 600 / 2600	Medium Series 2400 MagicSense	Medium Series 500	Maxi Series 800 / 2800	Tungsten-carbide cutters
Miniature cutters for fine wires.	Medium-size cutters. Combines robustness, visibility and accessibility.  Optimized ergonomic shape and an improved grade of hardness.		The strongest and most robust head size cuts large wire diameters.	
✓	✓	✓		
	✓	✓		
	✓	✓		✓
✓		✓	✓	✓
✓	✓	✓	✓	✓
	✓	✓	✓	✓

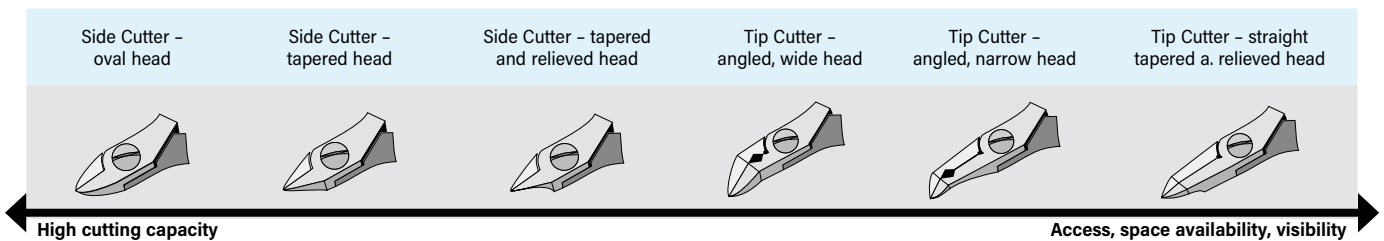


# Choosing the right tool

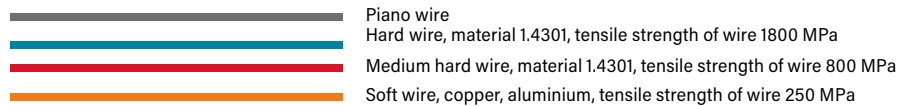
## 3 Sizes

	Micro		Medium		Maxi	
	Series 600 / 2600	Series 500	Series 2400	Series 800 / 2800		
Width a	9,0 mm	9,0 mm	11,0 mm	11,0 mm	13,5 mm	13,5 mm
Thickness b	6,0 mm	6,0 mm	6,0 mm	6,0 mm	7,2 mm	7,2 mm

## How to choose the right tool?



## Cutting Capabilities



Type	Type of Cut	mm Inch	Cutting Capacity																		
			0,03 .0001	0,1 .003	0,2 .007	0,3 .011	0,4 .015	0,5 .019	0,6 .023	0,7 .027	0,8 .031	0,9 .035	1,0 .039	1,1 .043	1,2 .047	1,3 .051	1,4 .055	1,5 .059	1,6 .062	1,7 .066	1,8 .070
<b>Series 600 Micro &amp; 2600</b>																					
	612N / 2612N	Semi-flush																			
	622N / 2622N	Flush																			
	622TX	Flush / Carbide																			
	632N / 2632N	Super Full Flush																			
	622NA	Flush																			
	622NB / 2622NB	Flush																			
	676E	Flush																			
	776E	Super Full Flush																			
	632NCF	Super Full Flush	Only for soft materials: silicone, rubber, etc.																		
	670E	Flush																			
	670EP	Flush																			
	670EPF	Flush	Only for micro pitches under 0.5 mm / .019 Inch																		



Type		Type of Cut	Cutting Capacity																			
			0,03	0,1	0,2	0,3	0,4	0,5	0,6	0,7	0,8	0,9	1,0	1,1	1,2	1,3	1,4	1,5	1,6	1,7	1,8	1,9
		mm	.0001	.003	.007	.011	.015	.019	.023	.027	.031	.035	.039	.043	.047	.051	.055	.059	.062	.066	.070	.074
		Inch																				
<b>Series 2400 MagicSense</b>																						
	2412E	Semi-flush	[Capacity bars for 2412E]																			
	2422E	Flush	[Capacity bars for 2422E]																			
	2432E	Super Full Flush	[Capacity bars for 2432E]																			
	2477E	Flush	[Capacity bars for 2477E]																			
	2403E	Flush	[Capacity bars for 2403E]																			
	2404E	Flush	[Capacity bars for 2404E]																			
	2482E	Flush	[Capacity bars for 2482E]																			
	2475E	Flush	[Capacity bars for 2475E]																			
	2470E	Flush	[Capacity bars for 2470E]																			
	2476TX2	Flush / Carbide	[Capacity bars for 2476TX2]																			

Type		Type of Cut	Cutting Capacity																			
			0,03	0,1	0,2	0,3	0,4	0,5	0,6	0,7	0,8	0,9	1,0	1,1	1,2	1,3	1,4	1,5	1,6	1,7	1,8	1,9
		mm	.0001	.003	.007	.011	.015	.019	.023	.027	.031	.035	.039	.043	.047	.051	.055	.059	.062	.066	.070	.074
		Inch																				
<b>Series 500 Medium</b>																						
	512N	Semi-flush	[Capacity bars for 512N]																			
	512E	Semi-flush	[Capacity bars for 512E]																			
	599T	Semi-flush / Carbide	[Capacity bars for 599T]																			
	522N	Flush	[Capacity bars for 522N]																			
	599E	Flush	[Capacity bars for 599E]																			
	532N	Super Full Flush	[Capacity bars for 532N]																			
	576TX1	Flush / Carbide	[Capacity bars for 576TX1]																			
	503E	Flush	[Capacity bars for 503E]																			
	503ETST 30°	Flush / Carbide	[Capacity bars for 503ETST 30°]																			
	503ETST	Flush	[Capacity bars for 503ETST]																			
	555E	Flush	[Capacity bars for 555E]																			
	572E	Flush	[Capacity bars for 572E]																			
	582E	Flush	[Capacity bars for 582E]																			
	592E	Flush	[Capacity bars for 592E]																			
	792E	Super Full Flush	[Capacity bars for 792E]																			
	555E	Flush / Carbide	[Capacity bars for 555E]																			
	570E	Flush	[Capacity bars for 570E]																			
	573E	Flush	[Capacity bars for 573E]																			
			for vertical tip cutting																			

Type		Type of Cut	Cutting Capacity																			
			0,03	0,1	0,2	0,3	0,4	0,5	0,6	0,7	0,8	0,9	1,0	1,1	1,2	1,3	1,4	1,5	1,6	1,7	1,8	1,9
		mm	.0001	.003	.007	.011	.015	.019	.023	.027	.031	.035	.039	.043	.047	.051	.055	.059	.062	.066	.070	.074
		Inch																				
<b>Series 800 Maxi &amp; 2800</b>																						
	812N	Semi-flush	[Capacity bars for 812N]																			
	2812N	Semi-flush	[Capacity bars for 2812N]																			
	822N	Flush	[Capacity bars for 822N]																			
	2822N	Flush	[Capacity bars for 2822N]																			
	886E	Flush	[Capacity bars for 886E]																			
	2886E	Flush	[Capacity bars for 2886E]																			
	884E	Flush	[Capacity bars for 884E]																			

Side cutters and tip cutters

Pliers

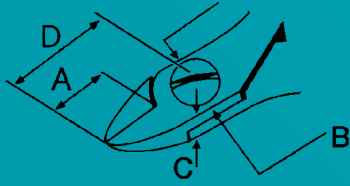
Tweezers

Special tools

Kits



# Series 600 Micro



A = Length of cutting edges  
 B = Head width  
 C = Head thickness  
 D = Head length

## Side cutter - oval head



4.331 Inch / 110 mm  
 1.69 oz. / 48 g

- This is the most widely used head shape.
- Fits for all cutting applications where easy access is given

Model	Cut	A		B		C		D		Max. cutting capability in mm		
		Inch	mm	Inch	mm	Inch	mm	Inch	mm	Hard wire	Medium hardness	Copper wire
612N	Semi-flush	0.354	9	0.354	9	0.236	6	0.590	15	Ø 0,5	Ø 0,8	Ø 1,3
T622N	Flush	0.354	9	0.354	9	0.236	6	0.590	15	-	Ø 0,8	Ø 1,3
632N	Perfectly flush cut	0.354	9	0.354	9	0.236	6	0.590	15	-	Ø 0,7	Ø 1,3

## Side Cutter - tapered head



4.331 Inch / 110 mm  
 48 g

- The jaws of the cutter have straight edges and taper to a point. This head shape allows access to difficult to reach areas but reduces the cutting capacity in comparison to the same size oval head cutter.

Model	Cut	A		B		C		D		Max. cutting capability in mm		
		Inch	mm	Inch	mm	Inch	mm	Inch	mm	Hard wire	Medium hardness	Copper wire
622NA	Flush	0.354	9	0.354	9	0.236	6	0.590	15	-	Ø 0,7	Ø 1,0







## Side cutter – pointed relieved head



 4.331 Inch / 110 mm

 1.69 oz. / 48 g

- This is the narrowest head shape.
- The underside is relieved and facilitates optimum access even to extremely hard-to-reach areas.

Model	Cut	A		B		C		D		Max. cutting capability in mm		
		Inch	mm	Inch	mm	Inch	mm	Inch	mm	Hard wire	Medium hardness	Copper wire
<b>622NB</b>	 Flush	0.354	9	0.39	9.8	0.236	6	0.65	16	-	Ø 0,6	Ø 0,8
<b>676E</b>	 Flush	0.354	9	0.354	9	0.236	6	0.590	15	-	Ø 0,6	Ø 0,8
<b>776E</b>	 Perfectly flush cut	0.354	9	0.354	9	0.236	6	0.590	15	-	Ø 0,6	Ø 0,8
<b>632NCF</b>	 Perfectly flush cut	0.354	9	0.354	9	0.236	6	0.590	15	suitable for precision cuts on soft materials, e.g. small silicone tubes, precision connector seals, miniature rubber seals, soft synthetic parts		




## Tip cutter - straight short relieved head



 4.331 Inch / 110 mm

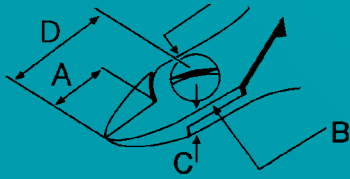
 1.69 oz. / 48 g

- Suitable for cutting SMD and micro-package contacts.

Model	Cut	A		B		C		D		Max. cutting capability in mm		
		Inch	mm	Inch	mm	Inch	mm	Inch	mm	Hard wire	Medium hardness	Copper wire
<b>670E</b>	 Flush	0.118	3	0.354	9	0.236	6	0.709	18	-	Ø 0,5	Ø 0,8
<b>670EP</b>	 Flush	0.118	3	0.354	9	0.236	6	0.709	18	-	Ø 0,5	Ø 0,6
<b>670EPF</b>	 Flush	0.118	3	0.354	9	0.236	6	0.709	18	-	Ø 0,4	Ø 0,6



# Series 2400 MagicSense



A = Length of cutting edges  
 B = Head width  
 C = Head thickness  
 D = Head length

## Side cutter – oval head



5.118 Inch / 130 mm

2.47 oz. / 70 g

- This is the most widely used head shape.
- Fits for all cutting applications where easy access is given
- It is robust and offers the highest cutting capacity.
- Erem cutters and pliers with ergonomic handle. The ergonomic handle and special materials ensure a soft feel, operating comfort and safety.

Model	Cut	A		B		C		D		Max. cutting capability in mm		
		Inch	mm	Inch	mm	Inch	mm	Inch	mm	Hard wire	Medium hardness	Copper wire
2412E	Semi-flush	0.472	12	0.433	11	0.236	6	0.748	19	Ø 0,5	Ø 1,0	Ø 1,6
2422E	Flush	0.472	12	0.433	11	0.236	6	0.748	19	-	Ø 1,0	Ø 1,6
2432E	Perfectly flush cut	0.472	12	0.433	11	0.236	6	0.748	19	-	Ø 0,8	Ø 1,6





## Side cutter - tapered



5 Inch / 127 mm  
2.469 oz. / 70 g

- The jaws of the cutter have straight edges and taper to a point. This head shape allows access to difficult to reach areas but reduces the cutting capacity in comparison to the same size oval head cutter.
- Erem cutters and pliers with ergonomic handle. The ergonomic handle and special materials ensure a soft feel, operating comfort and safety.

Model	Cut	A		B		C		D		Max. cutting capability in mm		
		Inch	mm	Inch	mm	Inch	mm	Inch	mm	Hard wire	Medium hardness	Copper wire
2477E	Flush	0.472	12	0.433	11	0.236	6	0.742	19	-	Ø 1,0	Ø 1,3

## Tip cutter - angled wide head



5 Inch / 127 mm  
2.469 oz. / 70 g  
30°

- The angled head provides for precise cuts at different working angles.
- Erem cutters and pliers with ergonomic handle. The ergonomic handle and special materials ensure a soft feel, operating comfort and safety.

Model	Cut	A		B		C		D		Max. cutting capability in mm		
		Inch	mm	Inch	mm	Inch	mm	Inch	mm	Hard wire	Medium hardness	Copper wire
2403E	Flush	0.354	9	0.433	11	0.236	6	0.748	19	-	Ø 1,0	Ø 1,6
2404E	Flush	0.354	9	0.433	11	0.236	6	0.787	20	-	Ø 0,8	Ø 1,3



## Tip cutter - angled narrow head



5.315 Inch / 135 mm

2.539 oz. / 72 g

45°

- The angled head provides for precise cuts at different working angles.
- Erem cutters and pliers with ergonomic handle. The ergonomic handle and special materials ensure a soft feel, operating comfort and safety.

Model	Cut	A		B		C		D		Max. cutting capability in mm		
		Inch	mm	Inch	mm	Inch	mm	Inch	mm	Hard wire	Medium hardness	Copper wire
2482E	Flush	0.236	6	0.433	11	0.236	6	1.02	26	-	Ø 0,6	Ø 1,2
suitable for working on printed-circuit boards, component connections, can be used in both 90° and 180° applications												
2475E	Flush	0.157	4	0.433	11	0.236	6	0.866	22	-	Ø 0,4	Ø 0,6
suitable for fine cutting work on hybrid circuits of miniature components												

## Tip cutter - straight long relieved head



5.512 Inch / 140 mm

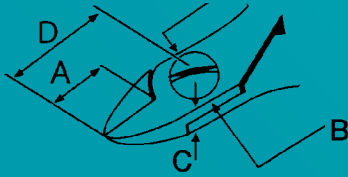
2.539 oz. / 72 g

- This head is suitable for horizontal and vertical cuts.
- The long tips facilitate cutting in hard-to-reach areas.
- Erem cutters and pliers with ergonomic handle. The ergonomic handle and special materials ensure a soft feel, operating comfort and safety.

Model	Cut	A		B		C		D		Max. cutting capability in mm		
		Inch	mm	Inch	mm	Inch	mm	Inch	mm	Hard wire	Medium hardness	Copper wire
2470E	Flush	0.157	4	0.433	11	0.236	6	1.142	29	-	Ø 0,4	Ø 0,6



# Series 500 Medium



A = Length of cutting edges  
 B = Head width  
 C = Head thickness  
 D = Head length






## Side cutter - oval head



 4.528 Inch / 115 mm

 2.363 oz. / 67 g

- This is the most widely used head shape.
- Fits for all cutting applications where easy access is given
- It is robust and offers the highest cutting capacity.

Model	Cut	A		B		C		D		Max. cutting capability in mm		
		Inch	mm	Inch	mm	Inch	mm	Inch	mm	Hard wire	Medium hardness	Copper wire
512N	 Semi-flush	0.472	12	0.433	11	0.236	6	0.748	19	Ø 0,5	Ø 1,0	Ø 1,6
512E	 Semi-flush	0.472	12	0.433	11	0.236	6	0.748	19	Ø 0,5	Ø 1,0 burnished head	Ø 1,6
522N	 Flush	0.472	12	0.433	11	0.236	6	0.748	19	-	Ø 1,0	Ø 1,6
599E	 Flush	0.472	10	0.433	11	0.236	6	0.669	17	-	Ø 1,0 short, robust head	Ø 1,6
532N	 Perfectly flush cut	0.472	10	0.433	11	0.236	6	0.748	19	-	Ø 0,8	Ø 1,6



## Side cutter - tapered head



4.528 Inch / 115 mm

2.363 oz. / 67 g

- The jaws of the cutter have straight edges and taper to a point. This head shape allows access to difficult to reach areas but reduces the cutting capacity in comparison to the same size oval head cutter.

Model	Cut	A		B		C		D		Max. cutting capability in mm		
		Inch	mm	Inch	mm	Inch	mm	Inch	mm	Hard wire	Medium hardness	Copper wire
595E	 Flush	0.472	12	0.433	11	0.236	6	0.748	19	-	Ø 1,0	Ø 1,3
577E	 Flush	0.472	10	0.433	11	0.236	6	0.669	17	-	Ø 1,0	Ø 1,3

## Tip cutter - angled, wide, robust head



4.331 Inch / 110 mm

2.363 oz. / 67 g

30°

- The angled head provides for precise cuts at different working angles.

Model	Cut	A		B		C		D		Max. cutting capability in mm		
		Inch	mm	Inch	mm	Inch	mm	Inch	mm	Hard wire	Medium hardness	Copper wire
503E	 Flush	0.354	9	0.433	11	0.236	6	0.748	19	-	Ø 1,0	Ø 1,6
504AE	 Flush	0.354	9	0.433	11	0.236	6	0.748	19	-	Ø 0,8	Ø 1,3



## Tip cutter - angled narrow head




 4.724 Inch / 120 mm

 2.399 oz. / 68 g

 35°

- The angled head provides for precise cuts at different working angles.
- Narrow, robust head, suitable for working with high cutting force in confined areas.

Model	Cut	A		B		C		D		Max. cutting capability in mm		
		Inch	mm	Inch	mm	Inch	mm	Inch	mm	Hard wire	Medium hardness	Copper wire
555E	 Flush	0.236	6	0.433	11	0.256	6	0.945	24	-	Ø 0,6	Ø 1,3




 4.528 Inch / 115 mm

 2.399 oz. / 68 g

 40°

- Relieved cutting edge for easy access.

Model	Cut	A		B		C		D		Max. cutting capability in mm		
		Inch	mm	Inch	mm	Inch	mm	Inch	mm	Hard wire	Medium hardness	Copper wire
572E	 Flush	0.236	6	0.433	11	0.236	6	0.827	21	-	Ø 0,6	Ø 1,3




 4.528 Inch / 115 mm

 2.399 oz. / 68 g

 40°

- Suitable for working on printed-circuit boards, component connections, can be used in both 90° and 180° applications

Model	Cut	A		B		C		D		Max. cutting capability in mm		
		Inch	mm	Inch	mm	Inch	mm	Inch	mm	Hard wire	Medium hardness	Copper wire
582E	 Flush	0.236	6	0.433	11	0.236	6	1.024	26	-	Ø 0,6	Ø 1,3



**4.528 Inch / 115 mm**  
**2.364 oz. / 67 g**  
**45°**

- Suitable for working on printed-circuit boards, component connections, can be used in both 90° and 180° applications.
- With safety device for wire scraps.

Model	Cut	A		B		C		D		Max. cutting capability in mm		
		Inch	mm	Inch	mm	Inch	mm	Inch	mm	Hard wire	Medium hardness	Copper wire
<b>582EW</b>	 Flush	0.236	6	0.433	11	0.236	6	1.024	26	-	Ø 0,6	Ø 1,3



**4.528 Inch / 115 mm**  
**2.399 oz. / 68 g**  
**30°**

- High precision tip cutter, bent.
- Practical rework tool.
- For cutting DIL contacts directly on the component.
- Ideal for densely printed boards.
- Non-reflecting surface
- ESD-safe

Model	Cut	A		B		C		D		Max. cutting capability in mm		
		Inch	mm	Inch	mm	Inch	mm	Inch	mm	Hard wire	Medium hardness	Copper wire
<b>593AE</b>	 Flush	0.157	4	0.433	11	0.236	6	1.024	26		Ø 0,4	Ø 1,0



**4.331 Inch / 110 mm**  
**2.363 oz. / 67 g**  
**45°**

- Suitable for fine cutting work on hybrid circuits or miniature components.

Model	Cut	A		B		C		D		Max. cutting capability in mm		
		Inch	mm	Inch	mm	Inch	mm	Inch	mm	Hard wire	Medium hardness	Copper wire
<b>575E</b>	 Flush	0.157	4	0.433	11	0.236	6	0.866	22	-	Ø 0,2	Ø 0,6





## Side cutter - pointed relieved head



 4.528 Inch / 115 mm

 2.363 oz. / 67 g

- This is the narrowest head shape.
- The underside is relieved and facilitates optimum access even to extremely hard-to-reach areas

Model	Cut	A		B		C		D		Max. cutting capability in mm		
		Inch	mm	Inch	mm	Inch	mm	Inch	mm	Hard wire	Medium hardness	Copper wire
592E	 Flush	0.472	12	0.433	11	0.236	6	0.748	19	-	Ø 0,4	Ø 0,8
792E	 Perfectly flush cut	0.472	12	0.433	11	0.236	6	0.748	19	-	Ø 0,4	Ø 0,6


## Tip cutter - straight long relieved head



 4.724 Inch / 120 mm

 2.363 oz. / 67 g

- This head is suitable for horizontal and vertical cuts.
- The long tips facilitate cutting in hard-to-reach areas.
- For cutting at extreme tips

Model	Cut	A		B		C		D		Max. cutting capability in mm		
		Inch	mm	Inch	mm	Inch	mm	Inch	mm	Hard wire	Medium hardness	Copper wire
570E	 Flush	0.157	4	0.433	11	0.236	6	1.142	29	-	Ø 0,4	Ø 0,6


## Tip cutter - straight head for vertical use



 4.724 Inch / 120 mm

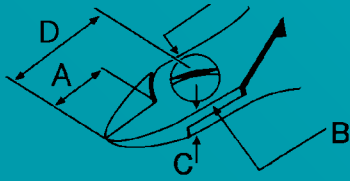
 2.363 oz. / 67 g

- Tip cutter for fine wire, Cu 0,8 mm

Model	Cut	A		B		C		D		Max. cutting capability in mm		
		Inch	mm	Inch	mm	Inch	mm	Inch	mm	Hard wire	Medium hardness	Copper wire
573E	 Flush	0.157	4	0.433	11	0.236	6	1.142	29	-	Ø 0,4	Ø 0,8



# Series 800 Maxi



A = Length of cutting edges  
 B = Head width  
 C = Head thickness  
 D = Head length

## Side cutter - oval head



4.724 Inch / 120 mm  
 2.363 oz. / 67 g

- This is the most widely used head shape.
- Fits for all cutting applications where easy access is given
- It is robust and offers the highest cutting capacity.

Model	Cut	A		B		C		D		Max. cutting capability in mm		
		Inch	mm	Inch	mm	Inch	mm	Inch	mm	Hard wire	Medium hardness	Copper wire
812N	 Semi-flush	0.590	15	0.531	13.5	0.284	7.2	0.827	21	Ø 0,6	Ø 1,2	Ø 1,8
896E	 Semi-flush	0.590	15	0.531	13.5	0.284	7.2	0.827	21	Ø 0,6	Ø 1,2	Ø 1,8 for cutting hard wires, Kovar®, connector pins
822N	 Flush	0.590	15	0.531	13.5	0.284	7.2	0.827	21	-	Ø 1,2	Ø 1,8






## Side cutter - tapered head



 4.724 Inch / 120 mm

 2.928 oz. / 83 g

- The jaws of the cutter have straight edges and taper to a point. This head shape allows access to difficult to reach areas but reduces the cutting capacity in comparison to the same size oval head cutter.

Model	Cut	A		B		C		D		Max. cutting capability in mm		
		Inch	mm	Inch	mm	Inch	mm	Inch	mm	Hard wire	Medium hardness	Copper wire
886E	 Flush	0.590	15	0.531	13.5	0.284	7.2	0.827	21	-	Ø 1,0	Ø 1,8


## Side cutter - pointed relieved head



 4.724 Inch / 120 mm

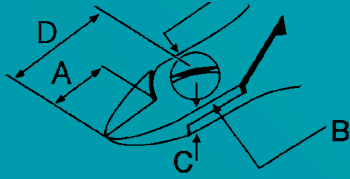
 2.857 oz. / 81 g

- This is the narrowest head shape.
- The underside is relieved and facilitates optimum access even to extremely hard-to-reach areas.

Model	Cut	A		B		C		D		Max. cutting capability in mm		
		Inch	mm	Inch	mm	Inch	mm	Inch	mm	Hard wire	Medium hardness	Copper wire
884E	 Flush	0.590	15	0.531	13.5	0.284	7.2	0.827	21	-	Ø 0,8	Ø 1,6



# Tungsten-carbide cutters



A = Length of cutting edges  
 B = Head width  
 C = Head thickness  
 D = Head length




## Side cutter - oval head, Miniature cutter



 4.528 Inch / 115 mm

 2.36 oz. / 67 g

- This is the most widely used head shape.
- Fits for all cutting applications where easy access is given
- It is robust and offers the highest cutting capacity.

Model	Cut	A		B		C		D		Max. cutting capability in mm			
		Inch	mm	Inch	mm	Inch	mm	Inch	mm	Piano wire	Hard wire	Medium hardness	Copper wire
622TX	 Flush	0.315	8	0.354	9	0.236	6	0.590	15	Ø 0,2	Ø 0,4	Ø 0,6	Ø 1,2
599T	 Semi-flush	0.472	12	0.433	11	0.236	6	0.748	19	Ø 0,6	Ø 0,8	Ø 1,0	Ø 1,5
599TF	 Flush	0.472	12	0.433	11	0.236	6	0.748	19	Ø 0,6	Ø 0,8	Ø 1,0	Ø 1,5







## Side cutter - tapered head



 4.528 Inch / 115 mm

 2.36 oz. / 67 g

- The jaws of the cutter have straight edges and taper to a point. This head shape allows access to difficult to reach areas but reduces the cutting capacity in comparison to the same size oval head cutter.

Model	Cut	A		B		C		D		Max. cutting capability in mm			
		Inch		Inch	mm	Inch	mm	Inch	mm	Piano wire	Hard wire	Medium hardness	Copper wire
595T	 Semi-flush	0.472	12	0.433	11	0.236	6	0.748	19	Ø 0,4	Ø 0,6	Ø 0,8	Ø 1,5
595TF	 Flush	0.472	12	0.433	11	0.256	6	0.748	19	Ø 0,4	Ø 0,6	Ø 0,8	Ø 1,5
2476TX1	 Flush	0.433	11	0.433	11	0.236	6	0.011	19	Ø 0,3	Ø 0,4	Ø 0,5	Ø 1,0
576TX1	 Flush	0.433	11	0.433	11	0.236	6	0.011	19	Ø 0,3	Ø 0,4	Ø 0,5	Ø 1,0


## Tip cutter - pointed relieved head



 4.528 Inch / 115 mm

67 g

- This is the narrowest head shape.
- The underside is relieved and facilitates optimum access even to extremely hard-to-reach areas.

Model	Cut	A		B		C		D		Max. cutting capability in mm			
		Inch		Inch	mm	Inch	mm	Inch	mm	Piano wire	Hard wire	Medium hardness	Copper wire
576TX	 Flush	0.433	11	0.433	11	0.236	6	0.748	19	Ø 0,1	Ø 0,2	Ø 0,3	Ø 1,0



# Tip cutter - angled wide head





 **4.331 Inch / 110 mm**

 **2.36 oz. / 67 g**

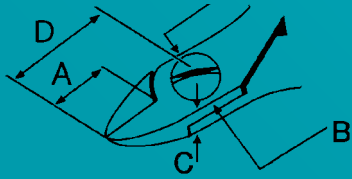
 **30°**

- The angled head provides for precise cuts at different working angles.

Model	Cut	A		B		C		D		Max. cutting capability in mm			
		Inch		Inch	mm	Inch	mm	Inch	mm	Piano wire	Hard wire	Medium hardness	Copper wire
<b>503ET</b>	 Semi-flush	0.354	9	0.433	11	0.236	6	0.748	19	Ø 0,4	Ø 0,6	Ø 0,8	Ø 1,2
<b>503ETF</b>	 Flush	0.354	9	0.433	11	0.236	6	0.787	20	Ø 0,4	Ø 0,6	Ø 0,8	Ø 1,2



# Special applications



A = Length of cutting edges  
 B = Head width  
 C = Head thickness  
 D = Head length

## Special applications: hard wires




5.394 Inch / 137 mm  
 3.527 oz. / 100 g

- Side cutter with compound action.
- For cutting hard wires with minimal effort

Model	Cut	A		B		C		Max. cutting capacity in mm	
		Inch	mm	Inch	mm	Inch	mm	Copper wire	
E147A	Semi-flush	0.472	12	0.413	10.5	0.284	7.2	Ø 1,8	for cutting hard wires with minimal effort
E147B	Semi-flush	0.472	12	0.413	10.5	0.295	7.5	Ø 1,8	for cutting hard wires with minimal effort
E147AT	Semi-flush	0.472	12	0.413	10.5	0.295	7.5	Ø 1,8	for cutting hard wires with minimal effort

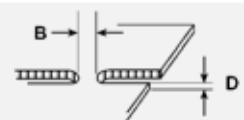
## Special applications: cutting printed-circuit boards



4.528 Inch / 115 mm  
 2.787 oz. / 79 g

- Side cutter, suitable for cutting printed-circuit boards

Model	Cut	D max.		B max.	
		Inch	mm	Inch	mm
884EPCM	Flush	0.0591	1.5	0.078	2.0





## Special applications: Kevlar® silks



4.528 Inch / 115 mm

2.36 oz. / 67 g

- Side cutter, suitable for cutting Kevlar® silks.
- Avoid any other application than cutting kevlar silks to not damage the tool

Model	Cut	A		B		C		D	
		Inch	mm	Inch	mm	Inch	mm	Inch	mm
599F0		0.472	12	0.433	11	0.24	6	0.748	19

## Special applications: Special tool steel



4.528 Inch / 115 mm

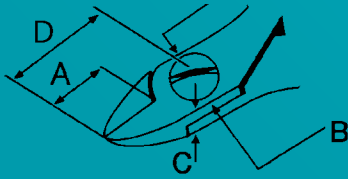
2.36 oz. / 67 g

- Side cutter for cutting Kevlar® silks, Vectran™-sheated wires, optical fibres and small stainless wires.
- Side cutter with cutting edges made from tungsten carbide.

Model	Cut	A		B		C		D	
		Inch	mm	Inch	mm	Inch	mm	Inch	mm
599TF0	 Semi-flush	0.472	12	0.43	11	0.24	6	0.748	19



# Pneumatic side cutter and tip cutter



A = Length of cutting edges  
 B = Head width  
 C = Head thickness  
 D = Head length

## Pneumatic side cutter and tip cutter



5.118 Inch / 130 mm  
 4.59 oz. / 130 g

- Pneumatic cutter
- Handy, light and precise
- Extremely versatile thanks to a selection of different cutting heads
- Easily interchangeable cutting heads
- Suitable for cutting conventional components, soft metals or small plastic parts
- Pneumatic-cutter housing

Model	Diameter		requires 4- 6 bar oil-free clean compressed air
	Inch	mm	
1500BSF	1.102	28	

## Side cutter - oval head for 1500BSF



1.16 oz. / 35 g

- This is the standard head shape.
- It is used for all cutting jobs in easy-to-reach areas.
- The oval head provides for a high cutting capacity and is characterised by its robustness.

Model	Cut	A		B		C		Max. cutting capacity in mm Copper wire Ø 1,6
		Inch	mm	Inch	mm	Inch	mm	
1512N	Semi-flush	0.394	10	0.413	10.5	0.24	6	
1522N	Flush	0.394	10	0.413	10.5	0.24	6	

Side cutters and tip cutters

Pliers

Tweezers

Special tools

Kits



## Side cutters - tapered head cutting head for 1500 BSF



1.16 oz. / 35 g

- The edges of the cutter head are straight and taper to a point, allowing access to hard to reach area.

Model	Cut	A		B		C		Max. cutting capacity in mm Copper wire Ø 1,4
		Inch	mm	Inch	mm	Inch	mm	
1522NA	 Flush	0.354	9	0.413	10.5	0.24	6	

## Pointed relieved head for 1500 BSF



1.12 oz. / 32 g

- This is the narrowest head shape.
- The underside is relieved and facilitates optimum access even to extremely hard-to-reach areas.

Model	Cut	A		B		C		Max. cutting capacity in mm Copper wire Ø 1,2
		Inch	mm	Inch	mm	Inch	mm	
1522NB	 Flush	0.354	9	0.413	10.5	0.24	6	

## Cutting head for 1500 BSF - tip cutter - angled head



1.34 oz. / 38 g

30°

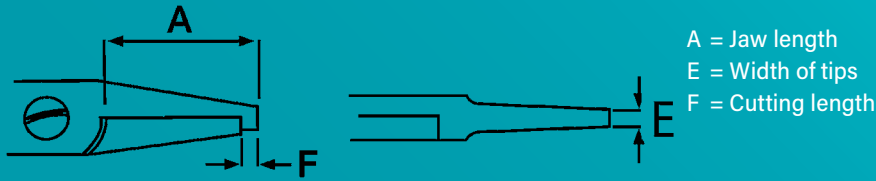
- The angled head provides for precise cuts at different working angles.

Model	Cut	A		B		C		Max. cutting capacity in mm Copper wire Ø 1,2
		Inch	mm	Inch	mm	Inch	mm	
1503E	 Flush	0.472	12	0.413	10.5	0.24	6	





# Distance cutter



## Distance cutter - fixed cutting length






Distance cutter copper wire to a length of 1.5 mm / 0.059 Inch



 4.724 Inch / 120 mm

 2.36 oz. / 67 g

- Special tool steel
- ESD-safe
- Fixed cutting length
- Reduces mechanical shock on components

Model	Cut	A		E		F		Max. cutting capacity in mm	
		Inch	mm	Inch	mm	Inch	mm	Copper wire	
530E15	 Flush	0.787	20	0.118	3	0.059	1.5	Ø 1,2	cuts copper wire to a length of 1,5 mm / 0,059 Inch
530E13	 Flush	0.787	20	0.118	3	0.051	1.3	Ø 1,2	cuts copper wire to a length of 1,3 mm / 0,051 Inch
530E08	 Flush	0.787	20	0.118	3	0.031	0.8	Ø 1,2	cuts copper wire to a length of 0,8 mm / 0,031 Inch
530E06	 Flush	0.787	20	0.118	3	0.023	0.6	Ø 1,2	cuts copper wire to a length of 0,6 mm / 0,023 Inch
530EREC	 Flush	0.787	20	0.118	3	0.051	1.3	Ø 1,2	cuts copper wire to a length of 1,3 mm / 0,051 Inch



## Distance cutter

Distance cutter, cuts wire to a length of 1.5 mm/.059 Inch



4.724 Inch / 120 mm

2.36 oz. / 67 g

45°

- Special tool steel
- ESD-safe
- Fixed length distance cutter
- Tapered 45°

Model	Cut	A		E		F		Max. cutting capacity in mm Copper wire
		Inch	mm	Inch	mm	Inch	mm	
549E	Flush	0.787	20	0.118	3	0.059	1.5	Ø 1,2
549E10	Flush	0.787	20	0.118	3	0.039	1	Ø 1,2
549E12	Flush	0.787	20	0.118	3	0.047	1.2	Ø 1,2

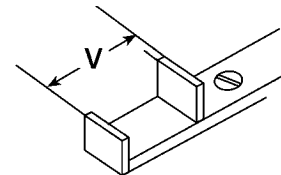
## Distance cutter, variable cutting length

Distance cutter, variable cutting length from 1.2 mm to 6 mm/ .047 to .236 Inch



4.724 Inch / 120 mm

2.47 oz. / 70 g



- Special tool steel
- ESD-safe
- Variable cutting length (= V)
- With protective stop screw

Model	Cut	A		E		V		Copper wire Ø 1.2
		Inch	mm	Inch	mm	Inch	mm	
530E15A	Flush	0.787	20	0.177	4.5	0,047 - 0,236	1,2 - 6	



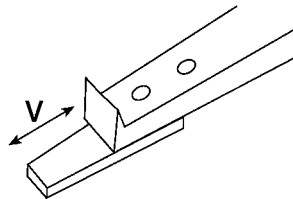
# Distance cutter - variable cutting length

Distance cutter with variable cutting length from 0 mm to 5 mm/ 0 to .197 Inch




 4.528 Inch / 115 mm

 2.47 oz. / 70 g



- Special tool steel
- ESD-safe
- Variable cutting length (= V)
- With protective stop screw
- Interchangeable plastic stop protects the printed-circuit board against damage

Model	Cut	A		E		V		Copper wire Ø 0.8
		Inch	mm	Inch	mm	Inch	mm	
573EB	 Flush	0.787	20	0.177	4.5	0 - 0,197	0 - 5	

Side cutters and tip cutters

Pliers

Tweezers

Special tools

Kits

# Pliers

## GET AN ACCURATE AND SURE GRIP ON EVERYTHING

### Internal patented Erem Magic Spring

The Magic Spring system used in Erem precision tools is unique. It is integral to the cutting head and provides a constant closing and re-opening force. It is highly reliable, makes the tools easy to use and reduces operator fatigue.

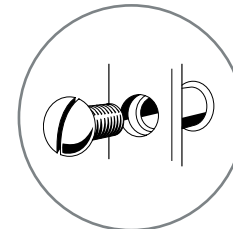
- Reduce costs thanks to long life
- Constant spring force
- Guarantees more than 1 million operations



### High-precision screw joint

This self-locking screw joint system gives a smooth cutting and opening action and ensures that there is no blade overlap or play.

- Smooth jaw action with no play
- No damaging of sensitive components



### Precision-ground jaws

The very precisely worked tips get a firm and sure grip on even the thinnest of parts.

The choice of high-quality materials and meticulous tempering are especially important during the manufacturing of these tweezers.

- Ground with the greatest precision

### Special tool steel

Erem electronics tools are made from bright steel. They are not drop forged. The special tool steel is made using a unique Swiss processing technique.

- The bright tool steel gives additional strength and toughness to the tools to promote a long service life.






**+** WIDE VARIETY OF HEAD SHAPES

**Ergonomically shaped handles**

- For high comfort, better grip and added safety

**Erem - Maximum Opening Stop**

- Limits the cutting-edge tips from opening more than 5 mm/.197 Inch. The limited extent to which the handles can open prevents user hand fatigue.



**+** COMFORTABLE AND FATIGUE-FREE WORKING.

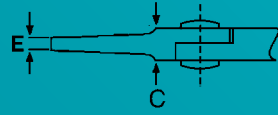
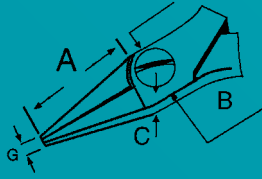


**ESD-safe**

The interchangeable foam-cushion handles are ESD-safe and are fitted as standard on all Erem cutters and pliers.



# Series 500 Medium



A = Jaw length  
 B = Head width  
 C = head thickness  
 E = Width of tips  
 G = Total height of both tips

## Round nose pliers

Round nose pliers with very precise, smooth jaws.



4.724 Inch / 120 mm

2.89 / 62 g

- Pliers for miniature and standard electronics
- Non-reflecting surface, ESD-safe
- Suitable for forming, bending, laying and feeding in wires.
- High grade tool steel

Model	Shape	A		B		C		E		G	
		Inch	mm	Inch	mm	Inch	mm	Inch	mm	Inch	mm
543E		0.91	23	0.43	11	0.24	6	0.031	Ø 0,8	0.063	1.6
546E				0.43	11	0.236	6.0	-		0.039	1.0

## Needle nose pliers

Needle nose pliers with very precise, smooth and rounded jaws.



4.724 Inch / 120 mm

2.19 / 62 g

- Pliers for miniature and standard electronics
- Non-reflecting surface, ESD-safe, high grade tool steel
- Suitable for forming, bending, laying and feeding in wires.

Model	Shape	A		B		C		E		G	
		Inch	mm	Inch	mm	Inch	mm	Inch	mm	Inch	mm
547		0.91	23	0.43	11	0.24	6	0.035	0.9	0.047	1.2



# Flat nose pliers


Flat nose pliers with smooth jaws and precision-machined edges.



 4.724 Inch / 120 mm

 2.36 / 67 g

- Pliers for miniature and standard electronics
- Non-reflecting surface, ESD-safe, high grade tool steel
- Suitable for gripping flat workpieces.

Model	Shape	A		B		C		E		G	
		Inch	mm	Inch	mm	Inch	mm	Inch	mm	Inch	mm
542E		0.91	23	0.43	11	0.24	6	0.055	1.4	0.055	1.4


Flat nose pliers with replaceable nylon jaws.



 4.921 Inch / 125 mm

 2.36 / 67 g

- Pliers for miniature and standard electronics
- Non-reflecting surface, ESD-safe, high grade tool steel
- Nylon jaws prevent nicking and scratching.
- Suitable for forming precious metals and component connections.

Model	Shape	A		B		C		E		G	
		Inch	mm	Inch	mm	Inch	mm	Inch	mm	Inch	mm
531E		0.91	23	0.43	11	0.24	6	0.2	5	0.12	3



# Chain nose pliers

## Chain nose pliers with narrow half-round jaws.



4.724 Inch / 120 mm

2.36 / 67 g

- Pliers for miniature and standard electronics
- Non-reflecting surface, ESD-safe, high grade tool steel
- For securely handling components.

Model	Shape	A		B		C		E		G	
		Inch	mm	Inch	mm	Inch	mm	Inch	mm	Inch	mm
544E		0.91	23	0.43	11	0.24	6	0.039	1	0.055	1.4

## Chain nose pliers with inside-serrated jaws for secure handling



4.724 Inch / 120 mm

2.64 / 67 g

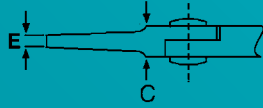
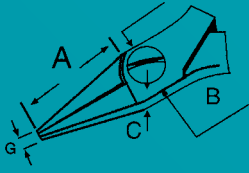
- Pliers for miniature and standard electronics
- Non-reflecting surface, ESD-safe, high grade tool steel

Model	Shape	A		B		C		E		G	
		Inch	mm	Inch	mm	Inch	mm	Inch	mm	Inch	mm
544D		0.91	23	0.35	9	0.26	6.5	0.039	1	0.055	1.4





# Series 2400 MagicSense



- A = Jaw length
- B = Head width
- C = head thickness
- E = Width of tips
- G = Total height of both tips

## Needle nose pliers

Needle nose pliers with very precise, smooth and rounded jaws.



5.748 Inch / 146 mm

2.54 / 72 g

- Pliers for miniature and standard electronics
- Optimized ergonomically shaped handles for increased comfort
- Non-reflecting surface, ESD-safe

Model	Shape	A		B		C		E		G		
		Inch	mm	Inch	mm	Inch	mm	Inch	mm	Inch	mm	
2411P		1.32	33.5	0.43	11	0.24	6	0.039	1	0.047	1.2	Smooth jaws
2411PD		1.32	33.5	0.43	11	0.24	6	0.039	1	0.047	1.2	Inside serrated jaws for better grip

Side cutters and tip cutters

Pliers

Tweezers

Special tools

Kits



# Flat nose pliers

Flat nose pliers with smooth jaws and precision-machined edges.



5.748 Inch / 146 mm  
2.54 / 72 g

- Pliers for miniature and standard electronics
- Optimized ergonomically shaped handles for increased comfort
- Non-reflecting surface, ESD-safe
- Suitable for gripping flat workpieces.

Model	Shape	A		B		C		E		G	
		Inch	mm	Inch	mm	Inch	mm	Inch	mm	Inch	mm
2442P		1.32	33.5	0.43	11	0.24	6	0.13	3.4	0.047	1.2

# Round nose pliers

Round nose pliers with very precise, smooth jaws



5.748 Inch / 146 mm  
2.54 / 72 g

- Pliers for miniature and standard electronics
- Optimized ergonomically shaped handles for increased comfort
- Non-reflecting surface, ESD-safe
- Suitable for bending wires.

Model	Shape	A		B		C		E		G	
		Inch	mm	Inch	mm	Inch	mm	Inch	mm	Inch	mm
2443P		1.319	33.5	0.43	11	0.24	6	0.031	0.8	0.063	1.6



# Stripping pliers

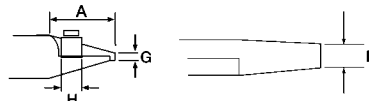
## High precision stripping pliers

Pliers for front stripping 0.25 mm - 1.02 mm .010 Inch - .040 Inch (AWG 30 - 18)



 4.724 Inch / 120 mm

 2.65 / 75 g



A = jaw length  
E = Width of tips  
G = Total height of both tips  
H = Length of cutting blade

- Robust, high-precision tools for use in electronics and aeronautical engineering
- The required diameter is set by means of screws
- ESD-safe
- Suitable for all types of insulation and optical fibres.
- Interchangeable side cutting blade.



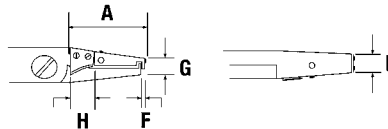
Model	A		E		G		H		Wire diameter	
	Inch	mm	Inch	mm	Inch	mm	Inch	mm	Inch	mm
510AE	0.83	21	0.20	5	0.16	4	0.35	9	0,010 - 0,040	0,25 - 1,02

Pliers for front stripping 0.06 mm - 0.6 mm .002 Inch - .023 Inch (AWG 42 - 24)



 4.724 Inch / 120 mm

 2.82 / 80 g



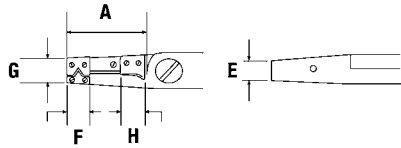
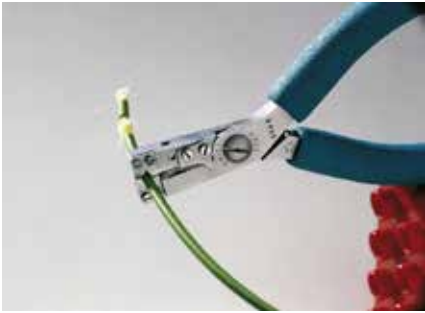
A = Jaw length  
E = Width of tips  
F = Depth of interchangeable blade  
G = Total height of both tips  
H = Length of cutting blade

- Robust, high-precision tools for use in electronics and aeronautical engineering
- The required diameter is set by means of screws
- Screwdriver and key are included
- Interchangeable blades
- ESD-safe
- Unique precision for damage-free stripping of fine wires.
- Suitable for all types of insulation, Teflon®, Tefzel and optical fibres.



Model	A		E		F		G		H		Wire diameter	
	Inch	mm	Inch	mm	Inch	mm	Inch	mm	Inch	mm	Inch	mm
552E	0.91	23	0.24	6	0.39	1	0.43	11	0.35	9	0,002 - 0,023	0,06 - 0,6

**Side stripping 0.06 mm - 0.6 mm .002 Inch - .023 Inch (AWG 42 - 24)**



A = Jaw length  
 E = Width of tips  
 F = Depth of interchangeable blade  
 G = Total height of both tips  
 H = Length of cutting blade

- Robust, high-precision tools for use in electronics and aeronautical engineering
- The required diameter is set by means of screws
- Screwdriver and key are included
- Interchangeable blades
- ESD-safe
- Unique precision for damage-free stripping of fine wires.
- Suitable for all types of insulation, Teflon®, Tefzel and optical fibres.
- Unlimited stripping length thanks to side stripping
- Suitable for simple and precise stripping of optical fibres
- Non-reflecting surface



 **4.724 Inch / 120 mm**

 **2.82 / 80 g**

Model	A		E		F		G		H		Wire diameter	
	Inch	mm	Inch	mm	Inch	mm	Inch	mm	Inch	mm	Inch	mm
<b>552S</b>	0.82	21	0.24	6	0.24	6	0.43	11	0.354	9	0.002 - 0.024	0,06 - 0,6



# Forming pliers

## Forming pliers for passive components

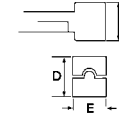
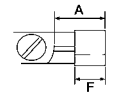
Forming pliers for component connection, U-shape.



4.724 Inch / 120 mm

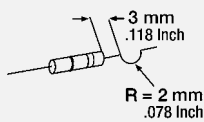
2.47 / 70 g

- Safe bending, forming and preparation of component connections
- Non-reflecting surface
- ESD-safe



A = Jaw length  
D = Height of tips  
E = Width of tips  
F = Length of forming

Model	A		D		E		F		Diodes		Capacitors		Resistors
	Inch	mm	Inch	mm	Inch	mm	Inch	mm	Inch	mm	Inch	mm	
554E	0.513	13	0.394	10	0.394	10	0.394	10	0.025	0.65	0.027	0.7	1/2 W



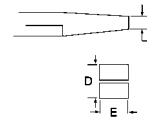
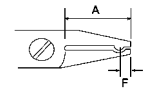
Forming pliers for component connections, U-shape, axial forming.



4.724 Inch / 120 mm

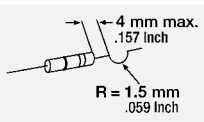
2.47 / 70 g

- Suitable for component connections, U-shape, axial forming
- Narrow head shape.
- ESD-safe



A = Jaw length  
D = Height of tips  
E = Width of tips  
F = Length of forming

Model	A		D		E		F		Diodes		Capacitors		resistors
	Inch	mm	Inch	mm	Inch	mm	Inch	mm	Inch	mm	Inch	mm	
554A	0.905	23	0.25	6.4	0.158	4	0.16	4	0.025	0.65	0.027	0.7	1/2 W



Side cutters and tip cutters

Pliers

Tweezers

Special tools

Kits

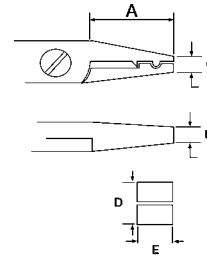
### Forming pliers for cutting and bending components



4.724 Inch / 120 mm

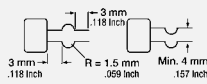
2.47 / 67 g

- Safe bending, forming and preparation of component connections
- Non-reflecting surface
- ESD-safe



A = Jaw length  
D = Height of tips  
E = Width of tips  
F = Length of forming

Model	A		D		E		F		Diodes		Capacitors		resistors
	Inch	mm	Inch	mm	Inch	mm	Inch	mm	Inch	mm	Inch	mm	
50788	0.905	23	0.27	6.9	0.17	4.2			0.025	0.65	0.027	0.7	1/2 W



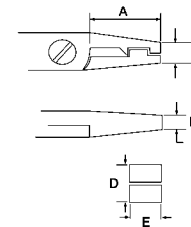
### Forming pliers for cutting and bending



4.724 Inch / 120 mm

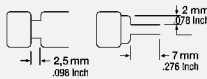
2.36 / 67 g

- Safe bending, forming and preparation of component connections
- Non-reflecting surface
- ESD-safe



A = Jaw length  
D = Height of tips  
E = Width of tips  
F = Length of forming

Model	A		D		E		F		Diodes		Capacitors		resistors
	Inch	mm	Inch	mm	Inch	mm	Inch	mm	Inch	mm	Inch	mm	
50789Z	0.905	23	0.130	3.3	0.17	4.2			0.25	0.65	0.027	0.7	1/2 W





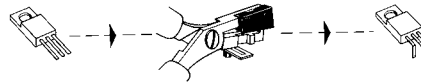
# Forming plier for bending flat components

Forming plier for bending flat components, contacts, power transistors, Triac connections to a right angle.



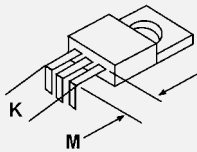
4.724 Inch / 120 mm

3.00 / 85 g



- Safe bending, forming and preparation of component connections, specially for integrated components and power transistors
- Non-reflecting surface
- ESD-safe

Model	K max.		M	
	Inch	mm	Inch	mm
500103A	0.590	15	0.12 - 0.47	3 - 12



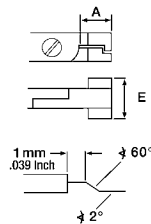
# High precision forming pliers for Flat Packs, Quads

Forming plier for bending flat components, contacts, power transistors, Triac connections to a right angle.



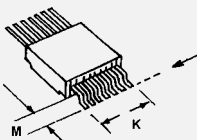
4.724 Inch / 120 mm

3.53 / 100 g



- Safe bending, forming and preparation of component connections, specially for integrated components and power transistors
- Non-reflecting surface
- ESD-safe

Model	K max.		M		A	
	Inch	mm	Inch	mm	Inch	mm
80013C	0.512	13	0.110	2.8	0.669	17





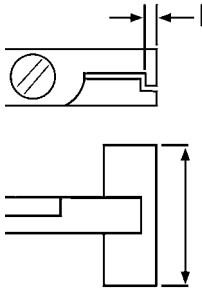
# High precision forming pliers for DIL pins

Forming plier for cutting and bending DIL pins through 90° in one operation.



4.724 Inch / 120 mm

3.46 / 98 g



- Safe bending, forming and preparation of component connections, specially for integrated components and power transistors
- Non-reflecting surface
- ESD-safe
- Up to max. 20 DIL pins.

Model	E		F	
	Inch	mm	Inch	mm
809IC		0.984	25	0.035 0.9





Side cutters and tip cutters

Pliers

Tweezers

Special tools

Kits

# Tweezers

EREM MANUFACTURES A WIDE RANGE OF TWEEZERS.

## ERGONOMICALLY SHAPED HANDLES

- Ergonomically shaped handles reduce Carpal Tunnel Syndrome (CTS) and early hand fatigue
- Two-color, thermally insulated soft-grip handles made from soft foam material ensure high user comfort
- Manufactured from non-magnetic, acid-proof and stainless steel alloy




### ESD-safe

All tweezers with soft-grip are ESD-safe.



### Pyroplast coating

The Pyroplast coating is not available on all Erem tweezers. It is made to order and requires a minimum order quantity.



### Hardened steel

Tweezers made from hardened steel are typified by their particularly hard tips, which ensure great durability. The tweezers are magnetic and the material may rust.

### Titanium

Titanium tweezers are light weight and resistant to high temperatures.

### Stainless steel

Tweezers made from stainless steel have robust tips and do not rust. The material is less hard than hardened steel.

### Erem Special stainless steel

This alloy is non-magnetic. The tweezers do not rust and are acid-proof and heat-resistant up to 300°C (512°F).

**+** **POINTED TIPS**  
for precision work



**+** **LARGE SELECTION**  
of matching SMD tweezers  
and cutting tweezers for  
individual applications







# Precision tweezers



## Precision tweezers: Pointed tips straight

- For applications in microelectronics, jewelrymaking, watchmaking, medicine and laboratory technology
- Suitable for delicate standard applications and precision work on small components or wires
- For all models with the suffix SA or SASL in the order number: Special stainless steel, non-magnetic, non-rusting, acid-proof, heat-resistant
- For all models with the suffix S in the order number: Stainless steel, robust tips, non-rusting, non-reflecting surface



 <b>3.150 Inch / 80 mm</b>	Model	Weight		Material	Description
		oz.	g		
	<b>M5S</b>	0.21	6	Stainless steel	Micro-tweezers, very pointed tips, e.g. for precision work under a microscope.

 <b>4.252 Inch / 108 mm</b>	Model	Weight		Material	Description
		oz.	g		
	<b>ACSA</b>	0.56	16	Special stainless steel	Precision tweezers with serrated finger grips for secure handling. For precise bending and holding of components or wires.
	<b>20AS</b>	0.42	12	Special stainless steel	Precision tweezers with serrated finger grips and inside-serrated tips for secure handling. Guide pin to avoid overlapping of tips. For precise bending and holding of components or wires.

 <b>4.331 Inch / 110 mm</b>	Model	Weight		Material	Description
		oz.	g		
	<b>3CSA</b>	0.39	11	Special stainless steel	Precision tweezers, standard model for delicate work.
	<b>3CSASL</b>	0.39	11	Special stainless steel	Precision tweezers, standard model for delicate work. Same as 3CSA, but economy model.
	<b>53CSA</b>	0.39	11	Special stainless steel	Precision tweezers with anti-crush feature. Prevents damage to sensitive components. Tweezers relieved at front for secure handling.



 4.724 Inch / 120 mm

	Model	Weight		Material	Description
		oz.	g		
	<b>3SASL</b>	0.49	14	Special stainless steel	Precision tweezers with pointed tips for work in microelectronics. Same as 3SA, but economy model.
	<b>OOBSA</b>	0.71	20	Special stainless steel	Precision tweezers with pointed tips. Very robust. Suitable for standard applications, e.g. for assembly in electronics. Model same as OOSA, but with serrated finger grips for secure handling.
	<b>OOCSA</b>	0.64	18	Special stainless steel	Precision tweezers with pointed tips. Very robust. Suitable for standard applications, e.g. for assembly in electronics. Model same as OOSA, but with shorter tips.
	<b>3SA</b>	0.49	14	Special stainless steel	Precision tweezers with pointed tips for work in microelectronics.
	<b>OODSA</b>	0.71	20	Special stainless steel	Precision tweezers with pointed tips. Very robust. Suitable for standard applications, e.g. for assembly in electronics. Model same as OOSA, but with serrated finger grips and inside-serrated tips for secure handling.
	<b>OOSASL</b>	0.39	20	Special stainless steel	Precision tweezers with pointed tips. Very robust. Suitable for standard applications, e.g. for assembly in electronics. Same as OOSA, but economy model.
	<b>OOSA</b>	0.71	20	Special stainless steel	Precision tweezers with pointed tips. Very robust. Suitable for standard applications, e.g. for assembly in electronics.
	<b>1SASL</b>	0.49	14	Special stainless steel	Precision tweezers with pointed tips for standard applications. Same as 1SA, but economy model.
	<b>1SA</b>	0.49	14	Special stainless steel	Precision tweezers with pointed tips for standard applications.
	<b>AAZ</b>	0.56	16	Stainless steel, nickel-plated	Precision tweezers with medium-pointed tips, nickel-plated. Suitable for electronic assembly tasks.

Side Cutters and Tip Cutters



Pliers



Tweezers

Special tools



Kits





 4.921 Inch / 125 mm	Model	Weight		Material	Description
		oz.	g		
	<b>AAS</b>	0.56	16	Stainless steel	Precision tweezers with fine but robust tips.
	<b>AASA</b>	0.56	16	Special stainless steel	Precision tweezers with fine but robust tips for standard applications.
	<b>AASASL</b>	0.56	16	Special stainless steel	Precision tweezers with fine but robust tips for standard applications. Same as AASA, but economy model.
	<b>AM</b>	0.60	17	Brass	Precision tweezers made from brass.

 5.118 Inch / 130 mm	Model	Weight		Material	Description
		oz.	g		
	<b>249SA</b>	0.71	20	Special stainless steel, pointed synthetic tips (PPS)	Precision tweezers with pointed synthetic tips (PPS) and serrated finger grips for secure handling. Volume resistance 16 Ω/cm. Heat-resistant up to 250 °C (480 °F). Resistant to acids and molten soldering tin. Water-repellent.
	<b>249CER</b>	0.84	24	Special stainless steel, ceramic tips	Precision tweezers with ceramic tips and serrated finger grips for secure handling.

 5.512 Inch / 140 mm	Model	Weight		Material	Description
		oz.	g		
	<b>RRS</b>	1.05	30	Stainless steel	Precision tweezers with strong tips for heavy-duty applications.
	<b>SSSA</b>	0.39	11	Special stainless steel	Precision tweezers with long, narrow grips and low tension, responds to minimal pressure. The long grips allow precision work close to heat sources.

 5.906 Inch / 150 mm	Model	Weight		Material	Description
		oz.	g		
	<b>29SA</b>	0.92	26	Special stainless steel	Reverse-action tweezers with wide, rounded tips. For holding parts by reverse clamping action. Insulated handles, e.g. for protecting against heat.

 6.299 Inch / 160 mm	Model	Weight		Material	Description
		oz.	g		
	<b>21SA</b>	0.81	23	Special stainless steel	Precision tweezers with medium-pointed tips and serrated finger grips and inside-serrated tips for secure handling. Very robust. The long grips allow precision work close to heat sources.





# Precision tweezers: Pointed tips straight relieved








- For precision work e.g. under a microscope
- Relieved shape facilitates excellent access to the most confined spaces



- For all models with the suffix SA or SASL in the order number: Special stainless steel, non-magnetic, non-rusting, acid-proof, heat-resistant
- For all models with the suffix S in the order number: Stainless steel, robust tips, non-rusting, non-reflecting surface



 3.543 Inch / 90 mm	Model	Weight		Material	Description
		oz.	g		
	<b>M4AS</b>	0.32	9	Stainless steel	Micro-tweezers, very pointed tips, e.g. for working under a microscope.

 4.331 Inch / 110 mm	Model	Weight		Material	Description
		oz.	g		
	<b>4SA</b>	0.45	13	Special stainless steel	Precision tweezers with very pointed tips.
	<b>4SASL</b>	0.46	13	Special stainless steel	Precision tweezers with very pointed tips. Same as 4SA, but economy model.

 4.528 Inch / 115 mm	Model	Weight		Material	Description
		oz.	g		
	<b>5MBS</b>	0.42	12	stainless steel	Precision tweezers with extremely pointed tips (~ 0.03 x 0.07 mm/.002 Inch) for use in dissection procedures and working under a microscope. For use on soft materials only.
	<b>5FSA</b>	0.42	12	Stainless steel	Precision tweezers with extremely pointed tips (~ 0.05 x 0.1 mm/.003 Inch) for use in dissection procedures and working under a microscope. For use on soft materials only.
	<b>5SA</b>	0.42	12	Special stainless steel	Precision tweezers with very pointed tips, suitable for very fine wires.
	<b>5SASL</b>	0.42	12	Special stainless steel	Precision tweezers with very pointed tips, suitable for very fine wires. Same as 5SA, but economy model.
	<b>2SA</b>	0.56	16	Special stainless steel	Precision tweezers with medium-pointed tips.
	<b>2SASL</b>	0.56	16	Special stainless steel	Precision tweezers with medium-pointed tips. Same as 2SA, but economy model.

 4.724 Inch / 120 mm	Model	Weight		Material	Description
		oz.	g		
	<b>258SA</b>	0.53	15	Special stainless steel, synthetics tips (PPS)	Precision tweezers with pointed synthetic tips (PPS) and serrated finger grips for secure handling. Volume resistance 16 Ω/cm. Heat-resistant up to 250 °C (480 °F). Resistant to acids and molten soldering tin. Water-repellent.







# Precision tweezers: Pointed tips bent

- For applications in biology, medicine, laboratory technology and microelectronics
- Bent shape facilitates access to confined spaces

- For all models with the suffix SA or SASL in the order number: Special stainless steel, nonmagnetic, non-rusting, acid-proof, heat-resistant






 <b>4.331 Inch / 110 mm</b>	Model	Weight		Material	Description
		oz.	g		
	<b>3CBS</b>	0.53	11	Stainless steel	Precision tweezers, curved 40°, with pointed tips, for precision work such as assembly on printed-circuit boards.



 <b>115 mm</b>	Model	Weight		Material	Description
		oz.	g		
	<b>5CSA</b>	0.42	12	Special stainless steel	Precision tweezers, curved 30°, relieved. Pointed tips. Relieved shape at front of handle provides excellent visibility of the area to be worked on.
	<b>5BSA</b>	0.42	12	Special stainless steel	Precision tweezers, curved 30°, relieved. Pointed tips. Relieved shape at front of handle provides excellent visibility of the area to be worked on.
	<b>51SA</b>	0.42	12	Special stainless steel	Precision tweezers, curved 30°, relieved. Very pointed tips. Relieved shape at front of handle provides excellent visibility of the area to be worked on.
	<b>51SASL</b>	0.42	12	Special stainless steel	Precision tweezers, curved 30°, relieved. Very pointed tips. Relieved shape at front of handle provides excellent visibility of the area to be worked on. Same as 51SA, but economy model.
	<b>5ASA</b>	0.42	12	Special stainless steel	Precision tweezers, lightly curved 15°, relieved. Very pointed tips, e.g. for installing small components.
	<b>5ASASL</b>	0.42	12	Special stainless steel	Precision tweezers, lightly curved 15°, relieved. Very pointed tips, e.g. for installing small components. Same as 5ASA, but economy model.





 120 mm	Model	Weight		Material	Description
		oz.	g		
	<b>7SA</b>	0.53	15	Special stainless steel	Precision tweezers, curved, relieved, with pointed tips. Excellent handling in confined spaces.
	<b>7SASL</b>	0.53	15	Special stainless steel	Precision tweezers, curved, relieved, with pointed tips. Excellent handling in confined spaces. Same as 7SA, but economy model.

 5.512 Inch / 140 mm	Model	Weight		Material	Description
		oz.	g		
	<b>65ASA</b>	0.39	11	Special stainless steel	Precision tweezers, curved 50°. Very pointed tips. For working with extra-small chips and other miniature components.

 5.906 Inch / 150 mm	Model	Weight		Material	Description
		oz.	g		
	<b>24SA</b>	0.78	22	Special stainless steel	Precision tweezers, curved 40°, with robust pointed tips. Serrated finger grips and inside-serrated tips for secure handling. Guide pin to avoid overlapping of tips. Ideally suitable for soldering and assembly jobs.
	<b>30SA</b>	0.92	26	Special stainless steel	Reverse-action tweezers, curved 50°, with robust pointed tips. Fibreglass handles for protection against heat. Reverse clamping action for comfortably holding parts. Particularly suitable for soldering and assembly jobs.

Side Cutters and Tip Cutters

Pliers

Tweezers

Special tools

Kits








## Precision tweezers: Flat round tips straight

➤ Suitable for all standard gripping applications and assembly jobs on printed-circuit boards, e.g. in the goldsmith and jewelry industries

➤ For all models with the suffix SA or SASL in the order number: Special stainless steel, nonmagnetic, non-rusting, acid-proof, heat-resistant






 4.724 Inch / 120 mm	Model	Weight		Material	Description
		oz.	g		
	<b>2ASA</b>	0.53	15	Special stainless steel	Precision tweezers with flat rounded tips for gripping components. Tip width 2 mm/.078 Inch.
	<b>2ASASL</b>	0.53	15	Special stainless steel	Precision tweezers with flat rounded tips for gripping components. Tip width 2 mm/.078 Inch. Same as 2ASA, but economy model.
	<b>2ASASLT</b>	0.53	16	Special stainless steel	Precision tweezers with flat rounded tips for gripping components. Tip width 2 mm/.078 Inch. Same as 2ASA, but with Teflon®-coated tips for non-stick holding of self-adhesive parts.
	<b>2ASARU</b>	0.53	16	Special stainless steel	Precision tweezers with flat rounded tips for gripping components. Tip width 2 mm/.078 Inch. Same as 2ASA, but with coated tips for non-stick holding of self-adhesive parts.
	<b>52ASA</b>	0.53	15	Special stainless steel	Precision tweezers with pointed, rounded and flexibly movable tips. Prevents damage to sensitive components.
	<b>25SA</b>	0.53	15	Special stainless steel	Precision tweezers with flat, round tips slightly wider than the 2ASARU model. Serrated finger grips for secure handling. For standard gripping jobs.



# Precision tweezers with ergonomic handles



- This series offers models with thin shaped tips to suit every application
- Ergonomically shaped handles reduce hand fatigue and facilitates comfortable working
- Thermally insulated, soft foam handles, ESD-safe
- For all models with the suffix SA in the order number: Special stainless steel, non-magnetic, non-rusting, acid-proof, heat-resistant

 4.724 Inch / 120 mm	Model	Weight		Material	Description
		oz.	g		
	<b>E5SA</b>	0.88	25	Special stainless steel, soft foam handles	Ergonomic precision tweezers with straight, very pointed tips for gripping fine wires.
	<b>E3CSA</b>	0.88	25	Special stainless steel, soft foam handles	Ergonomic precision tweezers with long, straight and pointed tips, e.g. for assembly jobs on printed-circuit boards.
	<b>E0OSA</b>	1.05	30	Special stainless steel, soft foam handles	Ergonomic precision tweezers with straight, strong tips for standard applications. Very robust.
	<b>E0ODSA</b>	1.05	30	Special stainless steel, soft foam handles	Model same as E0OSA, but with inside-serrated tips.
	<b>E7SA</b>	0.99	28	Special stainless steel, soft foam handles	Ergonomic precision tweezers with curved strong tips, e.g. for working in confined spaces.
	<b>E2ASA</b>	1.05	30	Special stainless steel, soft foam handles	Ergonomic precision tweezers with straight, flat and rounded tips for simple gripping jobs. Tip width 2 mm/.078 Inch.
	<b>E15AGW</b>	1.05	30	Carbon-steel, soft foam handles	Cutting tweezers, carbon-steel tips.



# SMD tweezers

## SMD tweezers – Angled tips

- Suitable for perfect handling of chips and miniature components
- Suitable for assembling SMD printed-circuit boards or ceramic substrates
- Bent shape facilitates optimum access to confined spaces and provides excellent visibility of the area to be worked on
- For all models with the suffix CA in the order number: Special stainless steel, non-magnetic, non-rusting, acid-proof, heat-resistant



4.528 Inch / 115 mm	Model	Weight		Material	Description
		oz.	g		
	<b>102ACA</b>	0.53	15	Special stainless steel	SMD tweezers, angled 45°, with pointed tips for vertical application.
	<b>102ACAX</b>	0.49	14	Special stainless steel	SMD tweezers, angled 45°, with pointed tips for vertical application. Model same as 102ACA, but reverse clamping action for easy holding.
	<b>103ACA</b>	0.53	15	Special stainless steel	SMD tweezers, angled 45°, with slightly wider tips for vertical application.



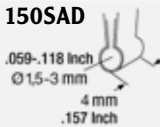




## SMD tweezers – Round tips straight

- Suitable for gripping and holding round components and wires
- Blunted edges prevent damage to printed-circuit boards
- For all models with the suffix SA in the order number: Special stainless steel, non-magnetic, non-rusting, acid-proof, heat-resistant



4.331 Inch / 110 mm	Model	Weight		Material	Description
		oz.	g		
	<b>39SA</b>	0.53	15	Special stainless steel	SMD tweezers with round tips, dia. 0.3 mm/.011 Inch. Serrated finger grips for secure handling. For gripping small wires and cylindrical components.
	<b>40SA</b>	0.53	15	Special stainless steel	SMD tweezers with round tips, dia. 0.4 mm/.015 Inch. Serrated finger grips for secure handling. For gripping small wires and cylindrical components.







4.724 Inch / 120 mm	Model	Weight		Material	Description
		oz.	g		
	<b>150SAMF</b>	0.46	13	Stainless steel	SMD tweezers with round, very narrow tips, dia. 1.2 – 2.5 mm / .047 – .098 Inch. Serrated finger grips for secure handling. For gripping cylindrical components, mini MELFs, etc.
	<b>150SAD</b> 	0.46	13	Stainless steel	SMD tweezers with round tips, dia. 1.5 – 3 mm / .059 – .118 Inch. Serrated finger grips for secure handling. For gripping cylindrical components, mini MELFs, etc.
	<b>150SA</b> 	0.46	13	Special stainless steel	SMD tweezers with round tips, dia. 1.5 – 3 mm / .059 – .118 Inch. Serrated finger grips for secure handling. For gripping cylindrical components.
	<b>151SA</b> 	0.46	13	Special stainless steel	SMD tweezers with round tips, dia. 3 – 6 mm / .118 – .236 Inch. Serrated finger grips for secure handling. For gripping cylindrical components.

## SMD tweezers – Round tips bent

- Suitable for gripping fine wires and cylindrical components
- Blunted edges prevent damage to printed-circuit boards
- For all models with the suffix SA in the order number: Special stainless steel, non-magnetic, non-rusting, acid-proof, heat-resistant



4.528 Inch / 115 mm	Model	Weight		Material	Description
		oz.	g		
	<b>150SAMB</b>	0.60	17	Special stainless steel	SMD tweezers, angled 40°, with round tips, dia. 1.2 – 2.5 mm / .047 – .098 Inch. Serrated finger grips for secure handling.
	<b>32BSA</b>	0.60	17	Special stainless steel	SMD tweezers, angled 45°, with round tips, dia. 5 mm / .197 Inch.
	<b>32BSA20</b>	0.60	17	Special stainless steel	SMD tweezers, angled 45°, with round tips, dia. 2 mm / .078
	<b>32BSA25</b>	0.60	17	Special stainless steel	SMD tweezers, angled 45°, with round tips, dia. 2.5 mm / .098 Inch.



# Locking gripping tweezers

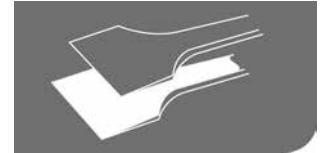
- Gripping tweezers enable the user to hold and manipulate particularly fine wires with a diameter from 0.3 mm/.011 Inch or insulated optical fibres with a diameter of between 1.5 mm/.059 Inch and 5 mm/.197 Inch
- Suitable as a ligature clamp in dentistry
- Can be disinfected and sterilized

4.724 Inch / 120 mm	Model	Weight		Material	Description
		oz.	g		
	<b>940AS</b>	0.60	17	Special stainless steel	Gripping tweezers with locking mechanism. The ring-shaped tip provides for secure handling up to a tensile force of 5 kg.





# Wafer tweezers

- Suitable for 3" to 6" wafers
- Serrated finger grips for secure handling
- Wafer tweezers are available to order in various sizes and coatings
- For all models with the suffix SA in the order number: Special stainless steel, non-magnetic, non-rusting, acid-proof, heat-resistant



A = Paddle width  
B = Paddle depth

 <b>4.921 Inch / 125 mm</b>	Model	Weight		A	B	Material	Description
		oz.	g	mm	mm		
	<b>91SA</b>	0.53	15	12	7	Special stainless steel	Standard wafer tweezers for 3" and 4" wafers.
 <b>5.118 Inch / 130 mm</b>	Model	Weight		A	B	Material	Description
		oz.	g	mm	mm		
	<b>608ASA</b>	0.81	23	30	8.5	Special stainless steel	Wafer tweezers with flat lower paddle and 6 upper fingers for protecting wafers against damage. For 6" wafers. Model same as 600ASA, but 30 mm/1.181 Inch wide.
	<b>600ASA</b>	0.81	23	19.5	8	Special stainless steel	Wafer tweezers with flat lower paddle and 6 upper fingers for protecting wafers against damage. For 6" wafers.
 <b>5.906 Inch / 150 mm</b>	Model	Weight		A	B	Material	Description
		oz.	g	mm	mm		
	<b>141SAP</b>	1.06	30	30	8	Special stainless steel	Wafer tweezers, 150 mm with polyester tips for protecting Si, GaAs or Ti wafers against damage. For 4" - 6" wafers.






# Cutting tweezers

- Suitable for cutting fine, soft wires and small components
- Delivers high-precision cuts
- Hardened cutting edges for long service life



 **4.528 Inch / 115 mm**

	Model	Weight		Material	Description	
		oz.	g			
	<b>15AGW</b>	0.92	26	Carbon Steel	Cutting tweezers with narrow oblique head. For soft wires up to dia. 0.25 mm/.010 Inch.	
		<b>15AGS</b>	0.74	21	Carbon Steel	Cutting tweezers with narrow oblique head. For soft wires up to dia. 0.25 mm/.010 Inch.
		<b>B15AGS</b>	0.74	21	Carbon Steel	Black cutting tweezers with narrow oblique head. For soft wires up to dia. 0.25 mm/.010 Inch.
	<b>B15AGW</b>	0.92	26	Carbon Steel	Black cutting tweezers with narrow oblique head. For soft wires up to dia. 0.25 mm/.010 Inch.	







# Stripping tweezers

- Suitable for stripping fine wires with PVC or Teflon® insulation
- Non-reflecting surface
- Please send a wire sample when ordering



 4.724 Inch / 120 mm	Model	Weight		Material	Description
		oz.	g		
	<b>29Y30</b>	0.78	22	carbon steel	Miniature stripping tweezers, dia. 0.25 mm / .010 Inch (AWG 30). Carbon steel. Serrated finger grips for secure handling.
	<b>29Y32</b>	0.78	22	Carbon steel	Miniature stripping tweezers, dia. 0.2 mm / .007 Inch (AWG 32). Carbon steel. Serrated finger grips for secure handling.
	<b>29Y34</b>	0.78	22	Stainless steel	Miniature stripping tweezers, dia. 0.16 mm/.006 Inch (AWG 34). Stainless steel. Serrated finger grips for secure handling.
	<b>29Y36</b>	0.78	22	Stainless steel	Miniature stripping tweezers, dia. 0.13 mm/.005 Inch (AWG 36). Stainless steel. Serrated finger grips for secure handling.
	<b>29Y40</b>	0.78	22	Stainless steel	Miniature stripping tweezers, dia. 0.08 mm/.003 Inch (AWG 40). Stainless steel. Serrated finger grips for secure handling.

 4.724 Inch / 120 mm	Model	Weight		Material	Description
		oz.	g		
	<b>29W30</b>	0.99	28	Stainless steel	Stripping tweezers with synthetic fibre handle. For wires of dia. 0.25 – 0.3 mm / .010 – .011 Inch (AWG 30 – 28).For standard and Teflon® insulation.
	<b>XB29W301</b>				Spare blade for 29W30

Side Cutters and Tip Cutters

Pliers

Tweezers

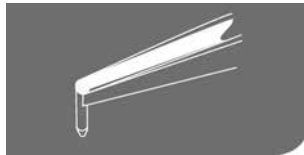
Special tools

Kits



# Extraction tweezers

- Suitable for extracting contacts from the rear of a plug connector



 **4.724 Inch / 120 mm**

Model

Weight

Material

Description

oz. g

**024C**

0.53 11

Stainless steel

Extraction tweezers for Sub-D connectors. Stainless steel. Outside Ø 2.15 mm/0.08 Inch (A), Inside Ø 1.75 mm/0.07 Inch (B), tip length 8 mm





# Special tools

## IC AND SMD TOOLS, FIBER-OPTIC TOOLS



### IC and SMD tools

IC and SMD tools with precise fine adjustment for inserting, extracting, straightening and cutting IC and SMD components



### Fibre optic tools

High-precision tools for optical fibers for professional stripping, suitable for cutting Kevlar® silks, Vectran™-sheathed wires, etc.

Side cutters and tip cutters

Pliers

Tweezers

Special tools

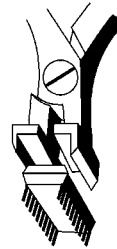
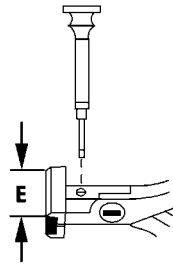
Kits

# IC and SMD tools

## IC and SMD tools for inserting, extracting, straightening and cutting IC and SMD components






4.724 Inch / 120 mm



- Non-reflecting surface
- ESD-safe
- One screwdriver included for fine adjustments.



Model				E		Width		
				Inch	mm	Inch	mm	
<b>505C</b>	<b>505C</b> 14-16	<b>505BGC</b> 28	<b>505BG</b> 28	0.787	20	0.3	7.62	Inserting and extracting 14-16 pins
	 .300	 .300	 .600					
<b>505BG</b>				1.417	36	0.591	15	Inserting and extracting 28 pins
<b>505BGC</b>				1.417	36	0.300	7	Inserting and extracting pliers, 28 pins

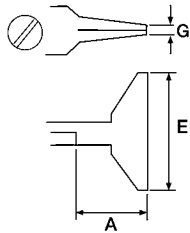


## Pliers for straightening



5.118 Inch / 130 mm

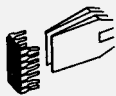
4.232 / 120 g



- Practical straightening tool, suitable for straightening contacts, DIL/IC connections.
- Non-reflecting surface
- ESD-safe
- Up to 16 connections possible.



Model	A		E		G	
	Inch	mm	Inch	mm	Inch	mm
808G	0.906	23	1.653	42	0.039	1



## Tip cutter – straight short relieved head



4.331 Inch / 110 mm

1.693 oz. / 48 g

- Suitable for cutting SMD and micro-package contacts.
- High-precision tip cutter
- For connections of SMD micro-packages up to 0.25 mm / .010 inch, also for pitches smaller than 1/20".
- For  $\mu$  pitches below 0.5 mm / .019 inch, you will need the 670EPF

Model	Cut	A		B		C		D	
		Inch	mm	Inch	mm	Inch	mm	Inch	mm
670EP	 Flush	0.118	3	0.354	9	0.236	6	0.709	18

Side cutters and tip cutters

Pliers

Tweezers

Special tools

Kits

## Tip cutter – angled narrow head




 4.528 Inch / 115 mm

 2.399 oz. / 68 g

 30°

- High precision tip cutter, bent.
- Practical rework tool.
- For cutting DIL contacts directly on the component.
- Ideal for densely printed boards.
- Non-reflecting surface
- ESD-safe

Model	Cut	A		B		C		D		Max. cutting capability in mm		
		Inch	mm	Inch	mm	Inch	mm	Inch	mm	Hard wire	Medium hardness	Copper wire
593AE	 Flush	0.157	4	0.433	11	0.236	6	1.024	26		ø 0,4	ø 1,0

## 3900KC

### Kit for SMD work

Order No. 3900KC

- For SMD assembly and repair applications.
- 6-pieces tool kit with monitored discharging ESD handles.
- Special tool steel.
- High-quality precision tweezers, non-magnetic.
- In an ESD-safe plastic case.

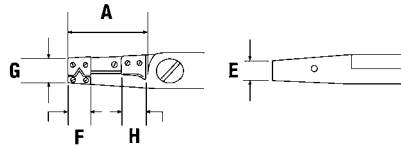


Scope of supply	Model	Description
	<b>102ACA</b>	SMD tweezers, angled 45°, with pointed tips for vertical application.
	<b>103ACA</b>	SMD tweezers, angled 45°, with slightly wider tips for vertical application.
	<b>150SAMB</b>	SMD tweezers, angled 40°, with round tips, dia. 1.2 – 2.5 mm / .047 – .098 Inch. Serrated finger grips for secure handling.
	<b>150SAMF</b>	SMD tweezers with round, very narrow tips, dia. 1.2 – 2.5 mm/ .047 – .098 Inch. Serrated finger grips for secure handling. For gripping cylindrical components, mini MELFs, etc.
	<b>51SA</b>	Precision tweezers, curved 30°, relieved. Very pointed tips. Relieved shape at front of handle provides excellent visibility of the area to be worked on.
	<b>670EP</b>	Tip cutter – straight short relieved head



# High precision stripping pliers

Side stripping 0.06 mm - 0.6 mm .002 Inch - .023 Inch (AWG 42 - 24)



A = Jaw length  
 E = Width of tips  
 F = Depth of interchangeable blade  
 G = Total height of both tips  
 H = Length of cutting blade

- Robust, high-precision tools for use in electronics and aeronautical engineering
- The required diameter is set by means of screws
- Screwdriver and key are included
- Interchangeable blades
- ESD-safe
- Unique precision for damage-free stripping of fine wires.
- Suitable for all types of insulation, Teflon®, Tefzel and optical fibres.
- Unlimited stripping length thanks to side stripping
- Suitable for simple and precise stripping of optical fibres
- Non-reflecting surface



4.724 Inch / 120 mm

2.82 / 80 g

Model	A		E		F		G		H		Wire diameter	
	Inch	mm	Inch	mm	Inch	mm	Inch	mm	Inch	mm	Inch	mm
552S	0.82	21	0.24	6	0.24	6	0.43	11	0.354	9	0.002 - 0.024	0,06 - 0,6

## Special applications: Kevlar® silks



4.528 Inch / 115 mm

2.36 oz. / 67 g

- Side cutter, suitable for cutting Kevlar® silks.
- Avoid any other application than cutting kevlar silks to not damage the tool

Model	Cut	A		B		C		D	
		Inch	mm	Inch	mm	Inch	mm	Inch	mm
599F0		0.472	12	0.433	11	0.24	6	0.748	19




## Special applications: Special tool steel



 **4.528 Inch / 115 mm**

 **2.36 oz. / 67 g**

- Side cutter for cutting Kevlar® silks, Vectran™-sheated wires, optical fibres and small stainless wires.
- Side cutter with cutting edges made from tungsten carbide.

Model	Cut	A		B		C		D	
		Inch	mm	Inch	mm	Inch	mm	Inch	mm
<b>599TF0</b>	 Semi-flush	0.472	12	0.43	11	0.24	6	0.748	19





# Kits

## SWISS HIGH PRECISION TOOLS IN A KIT




### OPTIMUM COMBINATION

of suitable precision tools for many applications, e.g. in microelectronics, medicine or biology



### LARGE SELECTION

of tool kits with high-quality precision tools



### ESD-SAFE PLASTIC CASE

with padded foam inlay



# 3600KU

## Erem Toolset Universal

Order No. 3600KU

- For use in electronics assembly, the watchmaking industry, medicine or dentistry.
- 11-piece tool kit with monitored discharging ESD handles.
- Special tool steel, non-reflecting surface, resharpenable (cutter).
- High-quality precision tweezers, non-magnetic, for assembly work in electronics and light engineering.
- Precision screwdriver with hardened, durable tips, for precision working in confined areas.
- In an ESD-safe plastic case.



Scope of supply	Model	Description
	<b>2412E</b>	Side cutter – oval head
	<b>2442P</b>	Flat nose pliers with smooth jaws and precision-machined edges.
	<b>2ASASL</b>	Precision tweezers with flat rounded tips for gripping components. Tip width 2 mm/.078 Inch. Same as 2ASA, but economy model.
	<b>622NB</b>	Side cutter – pointed relieved head
	<b>AASA</b>	Precision tweezers with fine but robust tips for standard applications.
	<b>XP600</b>	Precision-Screwdriver Set, 6 parts (4 screwdriver: 1,5 x 60 mm / .059 x 2.362 Inch, 2,0 x 60mm / .078 x 2.362 Inch, 2,5 x 60 mm / .098 x 2.362 Inch, 3,0 x 60 mm / .118 x 2.362 Inch, 2 Philipps No. 0 and No. 00)

# 3900KC

## Kit for SMD work

Order No. 3900KC

- For SMD assembly and repair applications.
- 6-pieces tool kit with monitored discharging ESD handles.
- Special tool steel.
- High-quality precision tweezers, non-magnetic.
- In an ESD-safe plastic case.



Scope of supply	Model	Description
	<b>102ACA</b>	SMD tweezers, angled 45°, with pointed tips for vertical application.
	<b>103ACA</b>	SMD tweezers, angled 45°, with slightly wider tips for vertical application.
	<b>150SAMB</b>	SMD tweezers, angled 40°, with round tips, dia. 1.2 – 2.5 mm / .047 – .098 Inch. Serrated finger grips for secure handling.
	<b>150SAMF</b>	SMD tweezers with round, very narrow tips, dia. 1.2 – 2.5 mm/ .047 – .098 Inch. Serrated finger grips for secure handling. For gripping cylindrical components, mini MELFs, etc.
	<b>51SA</b>	Precision tweezers, curved 30°, relieved. Very pointed tips. Relieved shape at front of handle provides excellent visibility of the area to be worked on.
	<b>670EP</b>	Tip cutter – straight short relieved head



## 2400KMS

### Erem 2400 MagicSense

Order No. 2400KMS

- For use in electronics, PCB assembly, wire and connection handling.
- 3-pieces tool kit.
- MagicSense moulded handle with soft touch for increased comfort and grip.
- Induction-hardened cutting edges in Rockwell hardness 64-65 HRC, high grade of hardness for exceptionally long life.
- High-grade tool steel, non-reflecting surface, ESD-safe, resharpenable
- In an ESD-safe plastic case.



Scope of supply	Model	Description
	<b>2411P</b>	Needle nose pliers with very precise, smooth and rounded jaws.
	<b>2412E</b>	Side cutter – oval head
	<b>2482E</b>	Tip cutter - angled narrow head. Suitable for working on printed-circuit boards, component connections, can be used in both 90° and 180° applications

## 3300TPS

### Erem Tweezers Prime Selection

Order No. 3300TPS

- High-quality precision tweezers for use in microelectronics, light engineering, laboratory work, biology and medicine.
- 3-pieces tweezers kit.
- Special stainless steel, non-magnetic, non-rusting, acid-proof.
- In an ESD-safe plastic case.



Scope of supply	Model	Description
	<b>2ASA</b>	Precision tweezers with flat rounded tips for gripping components. Tip width 2 mm/.078 Inch.
	<b>3SA</b>	Precision tweezers with pointed tips for work in microelectronics.
	<b>7SASL</b>	Precision tweezers, curved, relieved, with pointed tips. Excellent handling in confined spaces. Same as 7SA, but economy model.

# 3400TSMDU

## Erem SMD Tweezers - Universal

Order No. 3400TSMDU

- High-quality precision tweezers for SMD work with assorted shapes of chip, SOT, MELFs, mini MELFs, flatpacks.
- 4-piece tweezer kit.
- Blunted edges prevent PCB damage.
- Special stainless steel, non-magnetic, non-rusting, acid-proof.
- In an ESD-safe plastic case.



Scope of supply	Model	Description
	<b>102ACAX</b>	SMD tweezers, angled 45°, with pointed tips for vertical application. Model same as 102ACA, but reverse clamping action for easy holding.
	<b>103ACA</b>	SMD tweezers, angled 45°, with slightly wider tips for vertical application.
	<b>150SAMF</b>	SMD tweezers with round, very narrow tips, dia. 1.2 – 2.5 mm/ .047 – .098 Inch. Serrated finger grips for secure handling. For gripping cylindrical components, mini MELFs, etc.
	<b>7SASL</b>	Precision tweezers, curved, relieved, with pointed tips. Excellent handling in confined spaces. Same as 7SA, but economy model.

# 3500TP

## Erem Premium Tweezers

Order No. 3500TP

- High-quality precision tweezers for microelectronics, light engineering and SMD work.
- 5-piece tweezer kit.
- Blunted edges prevent PCB damage.
- Special stainless steel, non-magnetic, non-rusting, acid-proof.
- In an ESD-safe plastic case.



Scope of supply	Model	Description
	<b>102ACA</b>	SMD tweezers, angled 45°, with pointed tips for vertical application.
	<b>15AGW</b>	Cutting tweezers with narrow oblique head. For soft wires up to dia. 0.25 mm/.010 Inch.
	<b>2ASA</b>	Precision tweezers with flat rounded tips for gripping components. Tip width 2 mm/.078 Inch.
	<b>3SA</b>	Precision tweezers with pointed tips for work in microelectronics.
	<b>7SASL</b>	Precision tweezers, curved, relieved, with pointed tips. Excellent handling in confined spaces. Same as 7SA, but economy model.

Originating from a tiny metalworking company in 1921, the Xcelite® brand of precision hand tools has been a favorite of service technicians for over 85 years. It is now known throughout the electronics industry for its full line of high-quality precision screwdrivers, nutdrivers, pliers, cutters, interchangeable-blade sets, specialized tools and kits.



Knives & Blades	380
Shear cutters and pliers	381
Screwdriver and nutdriver sets	382
Service kits and sets	386
Tool cases	392



### Precision Tools Xcelite®

Screw- and nutdrivers, knives and blades, shear cutters and pliers, service kits and tool cases







# Knives & Blades




## Knives

	Order no.	Description	Size	
			Inch	mm
	<b>XN100</b>	Knife, Light duty for soft material	5 13/16	148
	<b>XN200</b>	Knife, Medium duty for hard material	5 3/4	146
	<b>XN210</b>	Knife, Heavy duty plastic handle for coars jobs	5 7/16	137
	<b>XNS100</b>	Light and medium duty knife set. Contains 10 assorted blades: XN100, XN200, XNB103 (2 pcs.), XNB105 (2 pcs.), XNB101, XNB203, XNB205 (2 pcs.), XNB201		

## Blades for XN100

	Order No.	Description	Pack quantity
	<b>XNB101</b>	Blade, Standard	5
	<b>XNB103</b>	Blade, Fine pointed	5
	<b>XNB103B</b>	Blade, Fine pointed	100
	<b>XNB105</b>	Blade, Stencil	5

## Blades for XN200 and XN210

	Order No.	Description	Pack quantity
	<b>XNB201</b>	Blade, Chisel	5
	<b>XNB203</b>	Blade, General purpose	5
	<b>XNB205</b>	Blade, Pointed	5

# Shear cutters and pliers

## Shear cutter - general purpose

- Low profile, general-purpose cutter
- Superior blade by-pass shear cutting action
- Greatly reduced mechanical shock delivered to the work
- ESD safe
- Soft grips and feature safety clips
- Flush cuts soft wire up to 20 AWG (0.8 mm)



Order no.	Description	Size	
		Inch	mm
<b>170MN</b>	Shearcutter - General purpose, 127 mm (5 Inch)	5	127
<b>175MN</b>	Shearcutter with safety clips, soft handles	5	127

## Sheet metal Snip



Order no.	Description	Size	
		Inch	mm
<b>86NCG</b>	Snip, electronic	6.5	165

## Wire Stripper & Cutters

- Adjustable for different wire strengths



Order no.	Description	Size	
		Inch	mm
<b>100XV</b>	Wire Stripper & Cutter, adjustable	5	127
<b>101SNV</b>	Wire Stripper & Cutter, spring-opening	5	127





# Screwdriver and nutdriver sets

## M60N

Mini Screwdriver Set with Slotted/  
Phillips Screwdrivers (7 pcs.)

Order No. M60N



## RATCHET MIDGET 5PCE KIT XL75V

Offset Ratches Screwdriver Set

Order No. XL75VN





# PS88N

## Hex Socket Screwdriver Set - Inch Size

Order No. PS88N



Scope of Supply	Order no.	Description	Length		Colour
			Inch	mm	
	<b>P0</b>	Screwdriver, Midget, Philipps No. 0	3.504	89	blue
	<b>P141</b>	Screwdriver, Midget, 1/8" (3,18 mm)	3.504	89	amber
	<b>P181</b>	Screwdriver, Midget, 1/8" (3,18 mm)	3.504	89	red
	<b>P1N</b>	Screwdriver, Midget, Philipps No. 1	3.504	89	brown
	<b>P2</b>	Screwdriver, Midget, Philipps No. 2	3.504	89	amber
	<b>P3161</b>	Screwdriver, Midget, 3/16" (4,76 mm)	3.504	89	orange
	<b>P3321N</b>	Screwdriver, Midget, 3/32" (2,38 mm)	3.504	89	green
	<b>P5321</b>	Screwdriver, Midget, 5/32" (3,97 mm)	3.504	89	black
	<b>TA2</b>	Torque amplifier handle			Black

# PS89N

## Hex Socket Set - Inch Size

Order No. PS89N



Scope of Supply	Order no.	Description	Length	
			Inch	mm
	<b>P18</b>	Screwdriver, Midget, Hex, 0,028" (0,71 mm)	3.504	89
	<b>P19</b>	Screwdriver, Midget, Hex, 0,035" (0,89 mm)	3.504	89
	<b>P20</b>	Screwdriver, Midget, Hex, 0,050" (1,27 mm)	3.504	89
	<b>P21</b>	Screwdriver, Midget, Hex, 1/16" (1,59 mm)	3.504	89
	<b>P22N</b>	Screwdriver, Midget, Hex, 5/64" (1,98 mm)	3.504	89
	<b>P23</b>	Screwdriver, Midget, Hex, 3/32" (2,38 mm)	3.504	89
	<b>P24</b>	Screwdriver, Midget, Hex, 1/8" (3,18 mm)	3.504	89
	<b>P764</b>	Screwdriver, Midget, Hex, 7/64" (2,78 mm)	3.504	89
	<b>TA2</b>	Torque amplifier handle		



# PS90MMN

## Hex Socket Set - Metric Size

Order No. PS90MMN



Scope of Supply	Order no.	Description	Length	
			Inch	mm
	<b>P71</b>	Screwdriver, Midget, Hex, 1,27 mm	3.504	89
	<b>P72</b>	Screwdriver, Midget, Hex, 1,5 mm	3.504	89
	<b>P73</b>	Screwdriver, Midget, Hex, 0,89 mm	3.504	89
	<b>P74</b>	Screwdriver, Midget, Hex, 2,5 mm	3.504	89
	<b>P75</b>	Screwdriver, Midget, Hex, 3 mm	3.504	89
	<b>P76</b>	Screwdriver, Midget, Hex, 4 mm	3.504	89
	<b>P77</b>	Screwdriver, Midget, Hex, 5 mm	3.504	89
	<b>P78</b>	Screwdriver, Midget, Hex, 0,89 mm	3.504	89
	<b>TA2</b>	Torque amplifier handle		

# PS120N

## Nutdriver Set - Inch Size

Order No. PS120N



Scope of Supply	Order no.	Description	Length		Colour
			Inch	mm	
	<b>P10N</b>	Nutdriver, Midget, 5/16" (7,94 mm)	3.504	89	amber
	<b>P11</b>	Nutdriver, Midget, 11/32" (8,73 mm)	3.504	89	Green
	<b>P12</b>	Nutdriver, Midget, 3/8" (9,53 mm)	3.504	89	blue
	<b>P3</b>	Nutdriver, Midget, 3/32" (2,38 mm)	3.504	89	green
	<b>P3321N</b>	Screwdriver, Midget, 3/32" (2,38 mm)	3.504	89	green
	<b>P4N</b>	Nutdriver, Midget, 1/18" (3,18 mm)	3.504	89	red
	<b>P5N</b>	Nutdriver, Midget, 5/32" (3,97 mm)	3.504	89	amber
	<b>P6N</b>	Nutdriver, Midget, 3/16" (4,76 mm)	3.504	89	black
	<b>P7</b>	Nutdriver, Midget, 7/32" (5,56 mm)	3.504	89	brown
	<b>P8N</b>	Nutdriver, Midget, 1/4" (6,35 mm)	3.504	89	red
	<b>P9</b>	Nutdriver, Midget, 9/32" (7,14 mm)	3.504	89	orange
	<b>TA2</b>	Torque amplifier handle			Black

# PS121MMN

## Nutdriver Set - Metric Size

Order No. PS121MMN



Scope of Supply	Order no.	Description	Length	
			Inch	mm
<b>P10MM</b>		Nutdriver, Midget, 10 mm (0,394")	3.504	89
<b>P35MM</b>		Nutdriver, Midget, 3,5 mm (0,138")	3.504	89
<b>P3MM</b>		Nutdriver, Midget, 3 mm (0,118")	3.504	89
<b>P45MM</b>		Nutdriver, Midget, 4,5 mm (0,177")	3.504	89
<b>P4MM</b>		Nutdriver, Midget, 4 mm (0,157")	3.504	89
<b>P55MM</b>		Nutdriver, Midget, 5,5 mm (0,217")	3.504	89
<b>P5MM</b>		Nutdriver, Midget, 5 mm (0,197")	3.504	89
<b>P6MM</b>		Nutdriver, Midget, 6 mm (0,236")	3.504	89
<b>P7MM</b>		Nutdriver, Midget, 7 mm (0,276")	3.504	89
<b>P8MM</b>		Nutdriver, Midget, 8 mm (0,315")	3.504	89
<b>TA2</b>		Torque amplifier handle		

# Service kits and sets

## 99MPN

### Multi-purpose Tool Kit

Order No. 99MPN



Scope of Supply	Order No.	Description
	<b>9912N</b>	Blade, Nutdriver, 3/8"
	<b>9914</b>	Blade, Nutdriver, 7/16"
	<b>9916N</b>	Blade, Nutdriver, 1/2"
	<b>991X</b>	Ratching Handle
	<b>9920N</b>	Blade, Screwdriver, Allen Hex Type, 0,050"
	<b>9921N</b>	Blade, Screwdriver, Allen Hex Type, 1/16"
	<b>9922N</b>	Blade, Screwdriver, Allen Hex Type, 5/64"
	<b>9923N</b>	Blade, Screwdriver, Allen Hex Type, 3/32"
	<b>9924N</b>	Blade, Screwdriver, Allen Hex Type, 1/8"
	<b>9925N</b>	Blade, Screwdriver, Allen Hex Type, 5/32"
	<b>9926N</b>	Blade, Screwdriver, Allen Hex Type, 3/16"
	<b>994N</b>	T-Handle, black
	<b>9961N</b>	Blade, Bristol 6-flute Multiple Spline, 0,048"
	<b>996N</b>	Blade, Nutdriver, 3/16"
	<b>99764N</b>	Blade, Screwdriver, Allen Hex Type, 7/64"
	<b>997N</b>	Blade, Nutdriver, 7/32"
	<b>99820N</b>	Blade, Screwdriver, Phillips No. 0
	<b>99821N</b>	Blade, Screwdriver, Phillips No. 1
	<b>99822N</b>	Blade, Screwdriver, Phillips No. 2
	<b>998MN</b>	Blade, Nutdriver, magnetic, 1/4"
	<b>998N</b>	Blade, Nutdriver, 1/4"
	<b>99X5N</b>	Extension 4"
	<b>T9910N</b>	Blade, Nutdriver, 5/16"
	<b>T9911N</b>	Blade, Nutdriver, 11/32"
	<b>T99964N</b>	Blade, Screwdriver, Allen Hex Type, 9/64"
	<b>T999N</b>	Blade, Nutdriver, 9/32"

# 99SPC

## Personal Computer Repair Kit

Order No. 99SPC



Scope of Supply	Order No.	Description
	<b>9910XTDN</b>	Torx Blade No. 10
	<b>9915XTDN</b>	Torx Blade No. 15
	<b>991X</b>	Ratcheting Handle
	<b>996N</b>	Blade, Nutdriver, 3/16"
	<b>99811N</b>	Blade, Screwdriver, Slotted, 3/16"
	<b>99820N</b>	Blade, Screwdriver, Phillips No. 0
	<b>99821N</b>	Blade, Screwdriver, Phillips No. 1
	<b>998N</b>	Blade, Nutdriver, 1/4"
	<b>E1</b>	IC-Inserter
	<b>R1</b>	Gripping Tool
	<b>T1</b>	Tweezer
	<b>X1</b>	IC-Extractor

# 99PS40N

## Allen Hex Set - Inch Size

Order No. 99PS40N



Scope of Supply	Order No.	Description
	<b>991X</b>	Ratcheting Handle
	<b>9920N</b>	Blade, Screwdriver, Allen Hex Type, 0,050"
	<b>9921N</b>	Blade, Screwdriver, Allen Hex Type, 1/16"
	<b>9922N</b>	Blade, Screwdriver, Allen Hex Type, 5/64"
	<b>9923N</b>	Blade, Screwdriver, Allen Hex Type, 3/32"
	<b>9924N</b>	Blade, Screwdriver, Allen Hex Type, 1/8"
	<b>9925N</b>	Blade, Screwdriver, Allen Hex Type, 5/32"
	<b>9926N</b>	Blade, Screwdriver, Allen Hex Type, 3/16"
	<b>99764N</b>	Blade, Screwdriver, Allen Hex Type, 7/64"
	<b>99X5N</b>	Extension 4"
	<b>T99964N</b>	Blade, Screwdriver, Allen Hex Type, 9/64"



# 99PS41MMN

## Allen Hex Set - Metric Size

Order No. 99PS41MMN



Scope of Supply	Order No.	Description
	<b>991X</b>	Ratcheting Handle
	<b>9971MMN</b>	Blade, Screwdriver, Allen Hex, 1,27 mm
	<b>9972MMN</b>	Blade, Screwdriver, Allen Hex, 1,5 mm
	<b>9973MMN</b>	Blade, Screwdriver, Allen Hex, 2 mm
	<b>9974MMN</b>	Blade, Screwdriver, Allen Hex, 2,5 mm
	<b>9975MMN</b>	Blade, Screwdriver, Allen Hex, 3 mm
	<b>9976MMN</b>	Blade, Screwdriver, Allen Hex, 4 mm
	<b>9977MM</b>	Blade, Screwdriver, Allen Hex, 5 mm
	<b>99X5N</b>	Extension 4"

# 99PS40BPN

## Ballpoint Screwdriver Set - Inch Size

Order No. 99PS40BPN



Scope of Supply	Order No.	Description
	<b>991X</b>	Ratcheting Handle
	<b>9920BPN</b>	Blade, Screwdriver, Allen Hex Type, Ballpoint, 0,050"
	<b>9921BPN</b>	Blade, Screwdriver, Allen Hex Type, Ballpoint, 1/16"
	<b>9922BPN</b>	Blade, Screwdriver, Allen Hex Type, Ballpoint, 5/64"
	<b>9923BPN</b>	Blade, Screwdriver, Allen Hex Type, Ballpoint, 3/32"
	<b>9924BPN</b>	Blade, Screwdriver, Allen Hex Type, Ballpoint, 1/8"
	<b>9925BPN</b>	Blade, Screwdriver, Allen Hex Type, Ballpoint, 5/32"
	<b>9926BPN</b>	Blade, Screwdriver, Allen Hex Type, Ballpoint, 3/16"
	<b>99764BPN</b>	Blade, Screwdriver, Allen Hex Type, Ballpoint, 7/64"
	<b>99964BPN</b>	Blade, Screwdriver, Allen Hex Type, Ballpoint, 9/64"
	<b>99X5N</b>	Extension 4"

# 99PS41MMBPN

## Ballpoint Screwdriver Set Metric Size

Order No. 99PS41MMBPN



Scope of Supply	Order No.	Description
	<b>991X</b>	Ratcheting Handle
	<b>9971MMBPN</b>	Blade, Screwdriver, Allen Hex Type, Ballpoint, 1,27 mm
	<b>9972MMBPN</b>	Blade, Screwdriver, Allen Hex Type, Ballpoint, 1,5 mm
	<b>9973MMBPN</b>	Blade, Screwdriver, Allen Hex Type, Ballpoint, 2 mm
	<b>9974MMBPN</b>	Blade, Screwdriver, Allen Hex Type, Ballpoint, 2,5 mm
	<b>9975MMBPN</b>	Blade, Screwdriver, Allen Hex Type, Ballpoint, 3 mm
	<b>9976MMBPN</b>	Blade, Screwdriver, Allen Hex Type, Ballpoint, 4 mm
	<b>9977MMBPN</b>	Blade, Screwdriver, Allen Hex Type, Ballpoint, 5 mm
	<b>99X5N</b>	Extension 4"

# 99PS50N

## Screwdriver & Nutdriver Set

Order No. 99PS50N



Scope of Supply	Order No.	Description
	<b>9912N</b>	Blade, Nutdriver, 3/8"
	<b>991X</b>	Ratcheting Handle
	<b>99250N</b>	Blade, Screwdriver, Slotted, 1/4"
	<b>996N</b>	Blade, Nutdriver, 3/16"
	<b>997N</b>	Blade, Nutdriver, 7/32"
	<b>99811N</b>	Blade, Screwdriver, Slotted, 3/16"
	<b>99821N</b>	Blade, Screwdriver, Phillips No. 1
	<b>99822N</b>	Blade, Screwdriver, Phillips No. 2
	<b>998N</b>	Blade, Nutdriver, 1/4"
	<b>99X5N</b>	Extension 4"
	<b>T9910N</b>	Blade, Nutdriver, 5/16"
	<b>T9911N</b>	Blade, Nutdriver, 11/32"
	<b>T999N</b>	Blade, Nutdriver, 9/32"





# 99PS51MMN

## Nutdriver Set - Metric Size

Order No. 99PS51MMN



Scope of Supply	Order No.	Description
	<b>9910MMN</b>	Blade, Nutdriver, 10 mm
	<b>9911MMN</b>	Blade, Nutdriver, 11 mm
	<b>991X</b>	Ratching Handle
	<b>9945MMN</b>	Blade, Nutdriver, 4,5 mm
	<b>994MMN</b>	Blade, Nutdriver, 4 mm
	<b>9955MMN</b>	Blade, Nutdriver, 5,5 mm
	<b>995MMN</b>	Blade, Nutdriver, 5 mm
	<b>996MMN</b>	Blade, Nutdriver, 6 mm
	<b>997MM</b>	Blade, Nutdriver, 7 mm
	<b>998MMN</b>	Blade, Nutdriver, 8 mm
	<b>999MMN</b>	Blade, Nutdriver, 9 mm
	<b>99X5N</b>	Extension 4"

# 99PS60N

## Bristol Multiple Spline Socket Screwdriver Set

Order No. 99PS60N



Scope of Supply	Order No.	Description
	<b>991X</b>	Ratching Handle
	<b>9961N</b>	Blade, Bristol 6-flute Multiple Spline, 0,048"
	<b>9962N</b>	Blade, Bristol 6-flute Multiple Spline, 0,060"
	<b>9963N</b>	Blade, Bristol 4-flute Multiple Spline, 0,069"
	<b>9964N</b>	Blade, Bristol 6-flute Multiple Spline, 0,072"
	<b>9965</b>	Blade, Bristol 4-flute Multiple Spline, 0,076"
	<b>9966N</b>	Blade, Bristol 6-flute Multiple Spline, 0,096"
	<b>9967N</b>	Blade, Bristol 6-flute Multiple Spline, 0,111"
	<b>9968</b>	Blade, Bristol 6-flute Multiple Spline, 0,145"
	<b>9969N</b>	Blade, Bristol 6-flute Multiple Spline, 0,183"
	<b>99X5N</b>	Extension 4"



# 99XTD7N

## Torx Screwdriver Tool Set

Order No. 99XTD7N



Scope of Supply	Order No.	Description
	<b>9910XTDN</b>	Torx Blade No. 10
	<b>9915XTDN</b>	Torx Blade No. 15
	<b>991X</b>	Ratching Handle
	<b>9920XTDN</b>	Torx Blade No. 20
	<b>9925XTDN</b>	Torx Blade No. 25
	<b>9927XTD</b>	Torx Blade No. 27
	<b>9930XTD</b>	Torx Blade No. 30

Knives and blades

Sher cutters and pliers

Screwdriver and nutdriver sets

Service kits and sets

Tool cases

# Tool cases

## XL70

### Offset Ratchet Screwdriver Set

Order No. XL70N



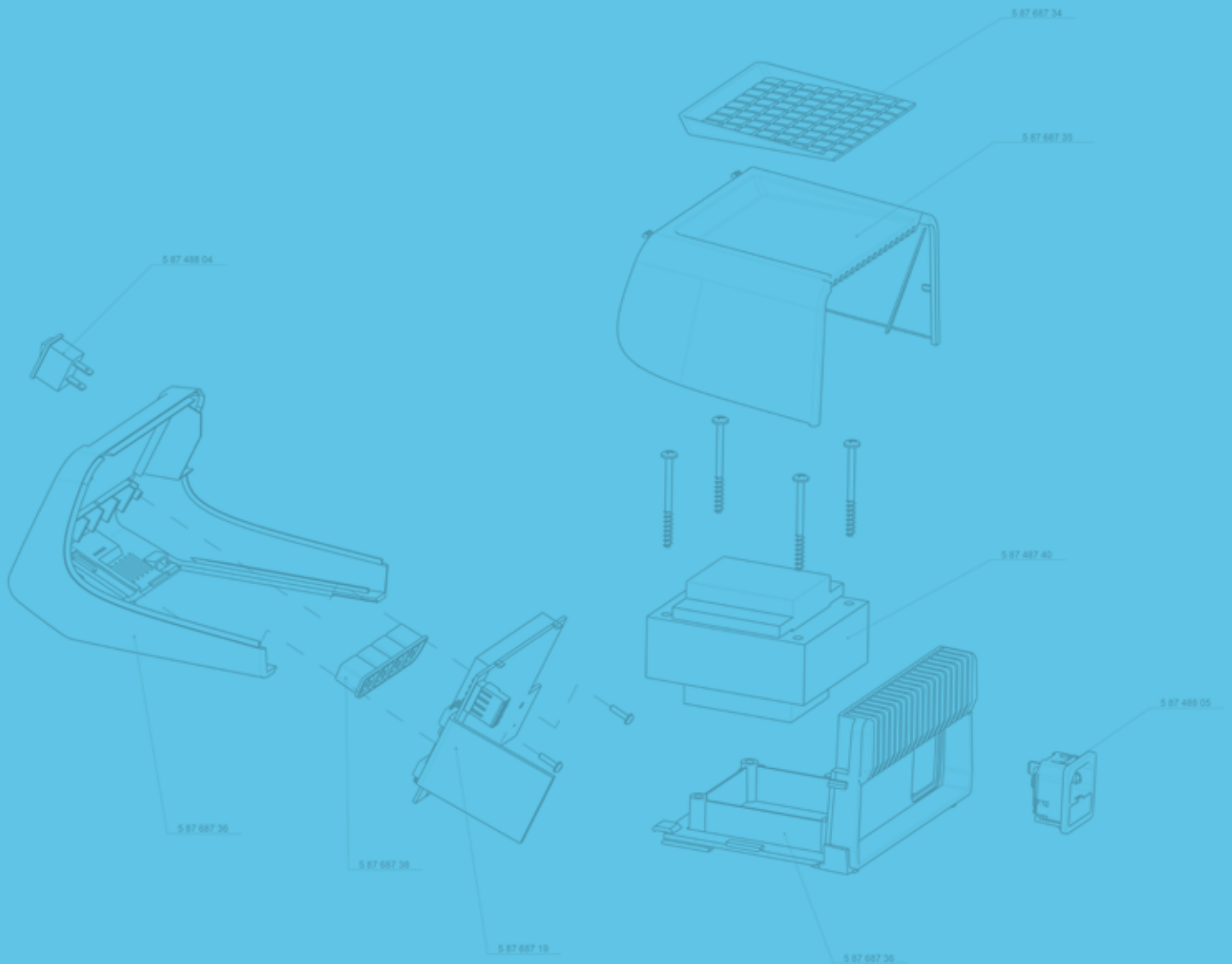
Scope of Supply	Order No.	Description
	<b>XL10</b>	Allen Hex Screw Bit 5/32" (3,97 mm)
	<b>XL12</b>	Allen Hex Screw Bit 3/16" (4,76 mm)
	<b>XL14</b>	Allen Hex Screw Bit 7/32" (5,56 mm)
	<b>XL16</b>	Allen Hex Screw Bit 1/4" (6 mm)
	<b>XL17</b>	Slotted Screw Bit 1/4" (6 mm)
	<b>XL18</b>	Allen Hex Screw Bit 5/16" (7,94 mm)
	<b>XL20</b>	Phillips Screw Bit No. 1
	<b>XL21</b>	Phillips Screw Bit No. 2
	<b>XL24</b>	Adapter bit
	<b>XL25</b>	Slotted Screw Bit 3/16" (4,76 mm)
	<b>XL27</b>	Offset Ratchet, reversible
	<b>XL3</b>	Allen Hex Screw Bit 0,050" (1,27 mm)
	<b>XL4</b>	Allen Hex Screw Bit 1/16" (1,54 mm)
	<b>XL5</b>	Allen Hex Screw Bit 5/64" (1,98 mm)
	<b>XL50X</b>	Screwdriver Extension
	<b>XL6</b>	Allen Hex Screw Bit 3/32" (2,38 mm)
	<b>XL7</b>	Allen Hex Screw Bit 7/64" (1,54 mm)
	<b>XL8</b>	Allen Hex Screw Bit 1/8" (3,17 mm)
	<b>XL9</b>	Allen Hex Screw Bit 9/64" (3,57 mm)



			up to Watts	Channels	Soldering Irons	Desoldering Iron	Hot Air Iron	Soldering Bath	Preheating Plate	
	<b>WXR 3</b>		WX STATIONS	600	3	WXP 65 WXP 80 WXP 90 WXP 120 WXP 200 WXMP (MS) WX MT (MS)	WXDP 120 WXDV 120	WX HAP 200	WXSB 200	WXHP 120
	<b>WXD 2</b>			255	2	WXP 65 WXP 80 WXP 90 WXP 120 WXP 200 WXMP (MS) WX MT (MS)	WXDP 120 WXDV 120	—	WXSB 200	WXHP 120
	<b>WXA 2</b>			255	2	WXP 65 WXP 80 WXP 90 WXP 120 WXP 200 WXMP (MS) WX MT (MS)	—	WX HAP 200	WXSB 200	WXHP 120
	<b>WX 2</b>			255	2	WXP 65 WXP 80 WXP 90 WXP 120 WXP 200 WXMP (MS) WX MT (MS)	—	—	WXSB 200	WXHP 120
	<b>WX 1</b>			200	1	WXP 65 WXP 80 WXP 90 WXP 120 WXP 200 WXMP (MS) WX MT (MS)	—	—	WXSB 200	WXHP 120
	<b>WR 3M</b>		WT STATIONS	440	3	WP 65 WP 80 WMRT (MS) WMRD (MS) WSP 80 WTP 90	DSX 80 DSX 120 DXV 80	HAP 1 HAP 200	WSB 80 WSB 150	WHP 80
	<b>WR 2</b>			360	2	WP 120 WP 150 WP 200	DSX 80 DSX 120 DXV 80	HAP 1	WSB 80 WSB 150	WHP 80
	<b>WT 2M</b>			200	2	WP 65 WP 80 WP 200 WMRT (MS) WMRD (MS) WSP 80, 90, 120, 150 WTP 90	—	—	WSB 80 WSB 150	WHP 80
	<b>WT 1H</b>			200	1	WP 65 WP 80 WP 200 WSP 80, 90, 120, 150	—	—	WSB 80 WSB 150	WHP 80
	<b>WT 1</b>			95	1	WP 65 WP 80 WSP 80 WTP 90	—	—	WSB 80	WHP 80
	<b>WE</b>		WE STATION	70	1	WEP 70	—	—	—	—

Stop Valve WFV 60A	Interface	Filtration Unit	Automatic tool detection	Power Management	Compressed Air Supply	Vacuum	Parameter storage in iron	Parameter storage in station	Motion sensor in tool	Industry 4.0 ready	ESD safe	Traceability
✓	USB RS232	ZS 6V ZS 4V + WX-Hub	✓	✓	internal pump	0,7 bar + Pick-up	✓	–	✓	✓	✓	✓
✓	USB RS232	ZS 6V ZS 4V + WX-Hub	✓	✓	external	0,7 bar	✓	–	✓	✓	✓	✓
✓	USB RS232	ZS 6V ZS 4V + WX-Hub	✓	✓	external		✓	–	✓	✓	✓	✓
✓	USB RS232	ZS 6V ZS 4V + WX-Hub	✓	✓	–		✓	–	✓	✓	✓	✓
✓	USB RS232	ZS 6V ZS 4V + WX-Hub	✓	✓	–		✓	–	✓	✓	✓	✓
–	RS232 via USB	ZS TL + WT-Hub	✓	✓	internal pump	0,7 bar + Pick-up	–	✓	WTP90	✓	✓	–
–	–	ZS TL + WT-Hub	✓	–	internal pump	0,7 bar	–	✓	WTP90	✓	✓	–
–	RS232	ZS TL + WT-Hub	✓	✓	–		–	✓	WTP90	✓	✓	–
–	RS232	ZS TL + WT-Hub	✓	✓	–		–	✓	WTP90	✓	✓	–
–	RS232	ZS TL + WT-Hub	✓	–	–		–	✓	WTP90	✓	✓	–
–	–	EL	–	–	–		–	–	–	✓	✓	–

You can find our **explosion drawings**  
on the Internet at [www.weller-tools.com](http://www.weller-tools.com), with the respective list  
of their articles in the submenu Drawings.



[www.weller-tools.com](http://www.weller-tools.com)

## GERMANY

Weller Tools GmbH  
Carl-Benz-Straße 2  
74354 Besigheim

Tel: +49 (0)7143 580-0  
Fax: +49 (0)7143 580-108

## USA

Apex Tool Group, LLC  
1000 Lufkin Road  
Apex, NC 27539

Tel: +1 (866) 498-0484  
Fax: +1 (919) 387-2639

## CHINA

Apex Tool Group  
2nd Floor, Area C, 177 Bi Bo Road  
Pudong New Area  
Shanghai, 201203 P.R.C

Tel: +86 (21) 60880320

# Weller®





**Weller<sup>®</sup>**

**Catalogue**