

NO COMPROMISE.

PRECISION. PERFORMANCE. POWER.

EXPLORE THE NEW ACTIVE SOLDERING TIP RANGE



www.weller-tools.com/nocompromise

Weller[®]

NO COMPROMISE.

PRECISION. PERFORMANCE. POWER.

One WX Station. Every Active Tip.

Production within the electronics, medical technology and aerospace industries is moving faster as components become smaller, more complex and more powerful. The soldering industry is no different. In order to meet these increasing demands, we're expanding our existing RT series.

Weller Tools is committed to offering the widest range of high-performance active soldering tips. For all of your soldering applications, linked to one of our state-of-the-art WX soldering stations.

+ Precise control, ergonomic grip

The boomerang handle design allows for precise handling while providing an ergonomic and secure grip.

+ MIL-SPEC / IPC standard

New active RT soldering tips are fully compliant with IPC industry standards. The MS versions are also MIL-SPEC compliant.

+ Low cost-in-use

The RT lines of tips provide maximum protection to the printed circuit board and the component you're soldering, to achieve the best results and to keep operating costs as low as possible.

+ Digital tool

Motion activated, for simplified data storage.

+ Patented tip and grip design

Fast and hassle-free tip changing without needing any tool.

+ Active tip technology

Our soldering joint features as in-built sensor and perfect heat transfer, for the fastest heat-up and recovery time. Reduce your downtime for a faster workflow and better results.

+ One intelligent WX platform

Run any RT tip from one WX station, meeting all operational hand soldering needs such as motion sensing or traceability with digital data storage in the soldering tool and station.



3 RT tip series for maximum precision, power and performance. All line specific benefits at a glance.

Find your perfect tip here:
www.weller-tools.com/nocompromise

RT Ultra

- + For heavy duty applications & largest components
- + Thermal Core Technology for optimized heat transfer through the joint – and maximum power

RT Micro

- + For versatile performance when soldering micro and standard components
- + Widest range of geometries & sizes

RT Pico

- + For smallest components 0402 down to 01005
- + Short tip-to-grip distance for maximum precision



Experience the widest tip range – for all soldering applications.

Highest precision



RT Pico tips

Component size **XS** TO **S**

Heat up time **3 Sec.***



MADE OF THE SMALLEST PRECISION SOLDERING APPLICATIONS

- + Aerospace (only MS versions)
- + Electronics
- + Sensors
- + Medical devices
- + Military (only MS versions)
- + Automotive

Versatile performance



RT Micro tips

Component size **M** TO **L**

Heat up time **5 Sec.***

VERSATILE PERFORMANCE FOR MICRO AND STANDARD COMPONENTS COVERING THE WIDEST RANGE OF APPLICATIONS

- + Aerospace (only MS versions)
- + Electronics
- + Sensors
- + Medical devices
- + Military (only MS versions)
- + Automotive

Maximum power



RT Ultra tips

Component size **XL** TO **XXL**

Heat up time **7 Sec.***

MADE FOR HIGH PERFORMANCE AND HEAVY DUTY APPLICATIONS

- + LED soldering
- + Solar technology
- + Electronic components
- + Multi-layer boards
- + Large heat sinks
- + Hyper frequency PCB with a big dissipater

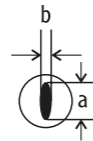
*50°C – 350°C / 120°F – 620°F

RT Pico

- + High performance tips for the smallest components: 0402 down to 01005
- + Short tip-to-grip distance
- + MIL-SPEC / IPC standard (potential free, MS versions)



CHISEL

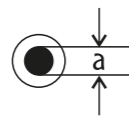


For use with



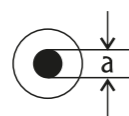
Model	Watt	Soldering Iron	Safety Rests	Length (mm) (inch.)	a / b (mm) (inch.)	Order No.
RTP 002 S	40	WXPP	WSR 208	17.0 0.669	0.2 / 0.1 0.008 / 0.004	T0050103999
RTP 002 S MS	40	WXPP MS	WSR 208	16.3 0.642	0.2 / 0.1 0.008 / 0.004	T0050102199
RTP 002 S NW	40	WXPP	WSR 208	17.0 0.669	0.2 / 0.1 0.008 / 0.004	T0050104099
RTP 002 S NW MS	40	WXPP MS	WSR 208	16.3 0.642	0.2 / 0.1 0.008 / 0.004	T0050102299
RTP 004 S	40	WXPP	WSR 208	17.0 0.669	0.4 / 0.2 0.016 / 0.008	T0050104199
RTP 004 S MS	40	WXPP MS	WSR 208	16.3 0.642	0.4 / 0.2 0.016 / 0.008	T0050102399
RTP 008 S	40	WXPP	WSR 208	17.0 0.669	0.8 / 0.3 0.031 / 0.012	T0050104299
RTP 008 S MS	40	WXPP MS	WSR 208	16.3 0.642	0.8 / 0.3 0.031 / 0.012	T0050102499
RTP 010 S	40	WXPP	WSR 208	17.0 0.669	1.0 / 0.3 0.039 / 0.012	T0050104399
RTP 010 S MS	40	WXPP MS	WSR 208	16.3 0.642	1.0 / 0.3 0.039 / 0.012	T0050102599
RTP 013 S	40	WXPP	WSR 208	17.0 0.669	1.3 / 0.3 0.051 / 0.012	T0050104499
RTP 013 S MS	40	WXPP MS	WSR 208	16.3 0.642	1.3 / 0.3 0.051 / 0.012	T0050102699

BEVEL CUT



Model	Watt	Soldering Iron	Safety Rests	Length (mm) (inch.)	a / b (mm) (inch.)	Order No.
RTP 004 B	40	WXPP	WSR 208	17.0 0.669	0.4 0.016	T0050103799
RTP 004 B MS	40	WXPP MS	WSR 208	16.3 0.642	0.4 0.016	T0050101999
RTP 012 B	40	WXPP	WSR 208	17.0 0.669	1.2 0.047	T0050103899
RTP 012 B MS	40	WXPP MS	WSR 208	16.3 0.642	1.2 0.047	T0050102099

CONICAL



Model	Watt	Soldering Iron	Safety Rests	Length (mm) (inch.)	a / b (mm) (inch.)	Order No.
RTP 001 C	40	WXPP	WSR 208	18.5 0.728	0.1 0.004	T0050103199
RTP 001 C MS	40	WXPP MS	WSR 208	17.9 0.705	0.1 0.004	T0050101399
RTP 001 C NW	40	WXPP	WSR 208	18.5 0.728	0.1 0.004	T0050103299

SOLDERING IRONS


WXPP
40 W
T0052922699



WXPP MS
40 W
T0052922899



Heat up time



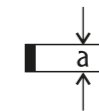
*from 50°C to 350°C / 120°F to 620°F

Component size



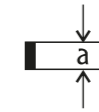
Model	Watt	Soldering Iron	Safety Rests	Length (mm) (inch.)	a / b (mm) (inch.)	Order No.
RTP 001 C NW MS	40	WXPP MS	WSR 208	17.9 0.705	0.1 0.004	T0050101499
RTP 002 C	40	WXPP	WSR 208	17.0 0.669	0.2 0.008	T0050103399
RTP 002 C MS	40	WXPP MS	WSR 208	16.3 0.642	0.2 0.008	T0050101599
RTP 004 C	40	WXPP	WSR 208	17.0 0.669	0.4 0.016	T0050103499
RTP 004 C MS	40	WXPP MS	WSR 208	16.3 0.642	0.4 0.016	T0050101699
RTP 001 C X	40	WXPP	WSR 208	21.3 0.839	0.1 0.004	T0050103599
RTP 001 C X MS	40	WXPP MS	WSR 208	20.6 0.811	0.1 0.004	T0050101799
RTP 002 C X	40	WXPP	WSR 208	21.3 0.839	0.2 0.008	T0050103699
RTP 002 C X MS	40	WXPP MS	WSR 208	20.6 0.811	0.2 0.008	T0050101899

GULLWING



Model	Watt	Soldering Iron	Safety Rests	Length (mm) (inch.)	a / b (mm) (inch.)	Order No.
RTP 020 G	40	WXPP	WSR 208	16.6 0.654	2.0 0.079	T0050104899
RTP 020 G MS	40	WXPP MS	WSR 208	15.9 0.626	2.0 0.079	T0050103099

KNIFE



Model	Watt	Soldering Iron	Safety Rests	Length (mm) (inch.)	a / b (mm) (inch.)	Order No.
RTP 010 K	40	WXPP	WSR 208	16.3 0.642	1.0 / 0.2 0.039 / 0.008	T0050104599
RTP 010 K MS	40	WXPP MS	WSR 208	15.9 0.626	1.0 / 0.2 0.039 / 0.008	T0050102799
RTP 010 K NW	40	WXPP	WSR 208	16.6 0.654	1.0 / 0.2 0.039 / 0.008	T0050104699
RTP 010 K NW MS	40	WXPP MS	WSR 208	15.9 0.626	1.0 / 0.2 0.039 / 0.008	T0050102899
RTP 025 K	40	WXPP	WSR 208	18.0 0.709	2.5 / 0.3 0.098 / 0.012	T0050104799
RTP 025 K MS	40	WXPP MS	WSR 208	17.3 0.681	2.5 / 0.3 0.098 / 0.012	T0050102999

Make no compromise in high-end soldering.
Find your perfect RT Pico tips here:
www.weller-tools.com/nocompromise

RT Micro

- + High performance active tips for micro and standard components
- + Covers the widest range of geometries and sizes
- + MIL-SPEC / IPC standard (potential free, MS versions)
- + Please note the new names of some RT Micro active tips



CHISEL



For use with



New name	Old name		Watt	Soldering Iron	Safety Rests	Length (mm) (inch.)	a / b (mm) (inch.)	Order No.
RTM 003 S	RT 15C03		40	WXMP	WSR 200	19.0 0.748	0.3 / 0.15 0.012 / 0.006	T0054461270N
RTM 003 S NW	RT 15CNW		40	WXMP	WSR 200	19.0 0.748	0.3 / 0.1 0.012 / 0.004	T0054462699N
RTM 003 S NW MS	RT 15CNWMS	MIL-SPEC VERSION AVAILABLE	40	WXMP MS	WSR 200	19.0 0.748	0.3 / 0.1 0.012 / 0.004	T0054462671N
RTM 004 S	RT 15C		40	WXMP	WSR 200	19.0 0.748	0.4 / 0.15 0.016 / 0.06	T0054461299N
RTM 004 S MS	RT 15CMS	MIL-SPEC VERSION AVAILABLE	40	WXMP MS	WSR 200	19.0 0.748	0.4 / 0.15 0.016 / 0.06	T0054461599N
RTM 006 S MS		MIL-SPEC VERSION AVAILABLE	40	WXMP MS	WSR 200	23.0 0.906	0.6 / 0.4 0.024 / 0.016	T0050100499
RTM 008 S	RT 9		40	WXMP	WSR 200	23.0 0.906	0.8 / 0.4 0.031 / 0.016	T0054460999N
RTM 008 S MS	RT 9MS	MIL-SPEC VERSION AVAILABLE	40	WXMP MS	WSR 200	23.0 0.906	0.8 / 0.4 0.031 / 0.016	T0054462399N
RTM 008 S X	RT 5 30°		40	WXMP	WSR 200	23.0 0.906	0.8 / 0.4 0.031 / 0.016	T0054460599N
RTM 008 S X MS	RT 5MS 30°	MIL-SPEC VERSION AVAILABLE	40	WXMP MS	WSR 200	23.0 0.906	0.8 / 0.4 0.031 / 0.016	T0054461999N
RTM 010 S			40	WXMP	WSR 200	18.0 0.709	1.0 / 0.3 0.039 / 0.012	T0050100599
RTM 010 S MS		MIL-SPEC VERSION AVAILABLE	40	WXMP MS	WSR 200	18.0 0.709	1.0 / 0.3 0.039 / 0.012	T0050100699
RTM 013 S	RT 3		40	WXMP	WSR 200	19.0 0.748	1.3 / 0.4 0.051 / 0.016	T0054460399N
RTM 013 S MS	RT 3MS	MIL-SPEC VERSION AVAILABLE	40	WXMP MS	WSR 200	19.0 0.748	1.3 / 0.4 0.051 / 0.016	T0054461699N
RTM 013 S X	RT 3X 30°		40	WXMP	WSR 200	28.0 1.102	1.3 / 0.5 0.051 / 0.019	T0054460371N
RTM 013 S X MS	RT 3XMS 30°	MIL-SPEC VERSION AVAILABLE	40	WXMP MS	WSR 200	28.0 1.102	1.3 / 0.5 0.051 / 0.019	T0054460373N
RTM 015 S	RT 4		40	WXMP	WSR 200	18.0 0.709	1.5 / 0.4 0.059 / 0.016	T0054460499N
RTM 015 S MS	RT 4MS	MIL-SPEC VERSION AVAILABLE	40	WXMP MS	WSR 200	18.0 0.709	1.5 / 0.4 0.059 / 0.016	T0054461899N

SOLDERING IRONS

WXMP
40 W (55W)
T0052920399N



WXMP MS
40 W (55W)
T0052921399N



WMRP
40 W (55W)
T0052917199N



WMRP MS
40 W (55W)
T0052919299N



Heat up time



*from 50°C to 350°C / 120°F to 620°F



Component size



New name	Old name		Watt	Soldering Iron	Safety Rests	Length (mm) (inch.)	a / b (mm) (inch.)	Order No.
RTM 018 S			40	WXMP	WSR 200	18.0 0.709	1.8 / 0.4 0.071 / 0.016	T0050100799
RTM 018 S MS		MIL-SPEC VERSION AVAILABLE	40	WXMP MS	WSR 200	18.0 0.709	1.8 / 0.4 0.071 / 0.016	T0050100899
RTM 022 S	RT 8		40	WXMP	WSR 200	18.0 0.709	2.2 / 0.4 0.087 / 0.016	T0054460899N
RTM 022 S MS	RT 8MS	MIL-SPEC VERSION AVAILABLE	40	WXMP MS	WSR 200	18.0 0.709	2.2 / 0.4 0.087 / 0.016	T0054462299N
RTM 032 S			55	WXMP	WSR 200	17.5 0.689	3.2 / 0.9 0.126 / 0.035	T0050100999
RTM 032 S MS		MIL-SPEC VERSION AVAILABLE	55	WXMP MS	WSR 200	17.5 0.689	3.2 / 0.9 0.126 / 0.035	T0050101099
RTM 036 S	RT 11		40	WXMP	WSR 200	18.0 0.709	3.6 / 0.9 0.141 / 0.035	T0054461199N
RTM 036 S MS	RT 11MS	MIL-SPEC VERSION AVAILABLE	40	WXMP MS	WSR 200	18.0 0.709	3.6 / 0.9 0.141 / 0.035	T0054463199N

RT Micro



New name	Old name	Watt	Soldering Iron	Safety Rests	Length (mm) (inch.)	a / b (mm) (inch.)	Order No.
RTM 004 B		40	WXMP	WSR 200	18.5 0.728	0.4 0.016	T0050100299
RTM 004 B MS	MIL-SPEC VERSION AVAILABLE	40	WXMP MS	WSR 200	18.5 0.728	0.4 0.016	T0050100399
RTM 012 B	RT 6 45°	40	WXMP	WSR 200	18.0 0.709	1.2 0.047	T0054460699N
RTM 012 B MS	RT 6MS MIL-SPEC VERSION AVAILABLE	40	WXMP MS	WSR 200	18.0 0.709	1.2 0.047	T0054462099N



New name	Old name	Watt	Soldering Iron	Safety Rests	Length (mm) (inch.)	a / b (mm) (inch.)	Order No.
RTM 001 C NW	RT 1NW	40	WXMP	WSR 200	19.0 0.748	0.1 0.004	T0054462599N
RTM 001 C NW MS	RT 1NWMS MIL-SPEC VERSION AVAILABLE	40	WXMP MS	WSR 200	19.0 0.748	0.1 0.004	T0054462571N
RTM 002 C	RT 1	40	WXMP	WSR 200	19.0 0.748	0.2 0.008	T0054460199N
RTM 002 C MS	RT 1MS MIL-SPEC VERSION AVAILABLE	40	WXMP MS	WSR 200	19.0 0.748	0.2 0.008	T0054461499N
RTM 002 C L		40	WXMP	WSR 200	18.7 0.736	0.2 0.008	T0050100099
RTM 002 C L MS	MIL-SPEC VERSION AVAILABLE	40	WXMP MS	WSR 200	18.7 0.736	0.2 0.008	T0050100199
RTM 004 C X MS	RT 12 MS 30° MIL-SPEC VERSION AVAILABLE	40	WXMP	WSR 200	26.0 1.024	0.4 0.016	T0054463399N
RTM 005 C X MS	RT 12 MS 25° MIL-SPEC VERSION AVAILABLE	40	WXMP	WSR 200	26.0 1.024	0.5 0.019	T0054463299N
RTM 008 C	RT 2	40	WXMP	WSR 200	18.0 0.709	0.8 0.031	T0054460299N
RTM 008 C MS	RT 2MS MIL-SPEC VERSION AVAILABLE	40	WXMP MS	WSR 200	18.0 0.709	0.8 0.031	T0054461799N



New name	Old name	Watt	Soldering Iron	Safety Rests	Length (mm) (inch.)	a / b (mm) (inch.)	Order No.
RTM 020 G	RT 10GW	40	WXMP	WSR 200	20.0 0.787	2.0 / 1.2 0.079 / 0.047	T0054461099N
RTM 020 G MS	RT 10GWMS	40	WXMP MS	WSR 200	20.0 0.787	2.0 / 1.2 0.079 / 0.047	T0054462499N



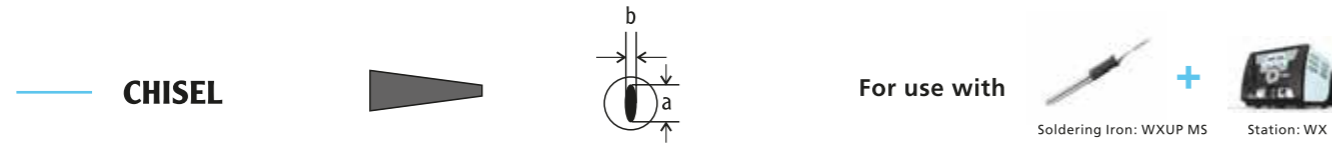
New name	Old name	Watt	Soldering Iron	Safety Rests	Length (mm) (inch.)	a / b (mm) (inch.)	Order No.
RTM 025 K		40	WXMP	WSR 200	19.0 0.748	2.5 / 0.3 0.098 / 0.012	T0050101199
RTM 025 K MS	MIL-SPEC VERSION AVAILABLE	40	WXMP MS	WSR 200	19.0 0.748	2.5 / 0.3 0.098 / 0.012	T0050101299
RTM 022 K	RT 7 SK1480	40	WXMP	WSR 200	19.0 0.748	2.2 0.087	T0054460772N
RTM 030 K	RT 7 45°	40	WXMP	WSR 200	19.0 0.748	3.0 0.018	T0054460799N
RTM 030 K MS	RT 7MS 45° MIL-SPEC VERSION AVAILABLE	40	WXMP MS	WSR 200	19.0 0.748	3.0 0.018	T0054462199N

MEASURING TIP

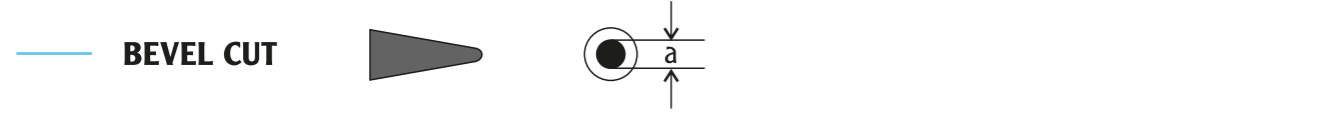
New name	Old name	Watt	Soldering Iron	Safety Rests	Length (mm) (inch.)	a / b (mm) (inch.)	Order No.
RTM Measuring tip	RT Measuring tip	40		WSR 200	26.0 1.024		T0054461399N

RT Ultra

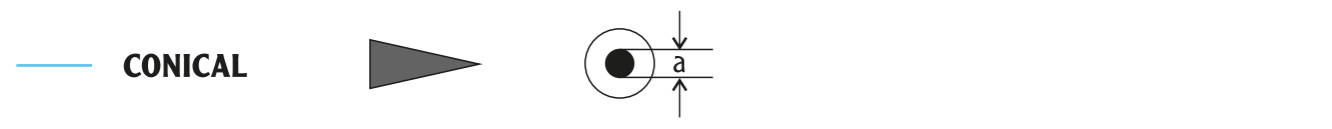
- + Designed for heavy duty applications and large components
- + Thermal Core Technology for optimized heat transfer
- + MIL-SPEC / IPC standard



Model	MIL-SPEC VERSION AVAILABLE	Watt	Soldering Iron	Safety Rests	Length (mm) (inch.)	a / b (mm) (inch.)	Order No.
RTU 015 S MS		150	WXUP MS	WSR 200	28.0 1.102	1.5 / 0.4 0.059 / 0.016	T0050105899
RTU 022 S MS		150	WXUP MS	WSR 200	28.0 1.102	2.2 / 0.6 0.087 / 0.024	T0050105999
RTU 032 S MS		150	WXUP MS	WSR 200	27.5 1.083	3.2 / 0.8 0.126 / 0.031	T0050106099
RTU 032 S L MS		150	WXUP MS	WSR 200	34.0 1.339	3.2 / 0.8 0.126 / 0.031	T0050106199
RTU 050 S MS		150	WXUP MS	WSR 200	27.5 1.083	5.0 / 1.2 0.197 / 0.047	T0050106299
RTU 076 S MS		150	WXUP MS	WSR 200	28.0 1.102	7.6 / 1.5 0.299 / 0.059	T0050106399
RTU 093 S MS		150	WXUP MS	WSR 200	28.0 1.102	9.3 / 2.0 0.366 / 0.079	T0050106499



Model	MIL-SPEC VERSION AVAILABLE	Watt	Soldering Iron	Safety Rests	Length (mm) (inch.)	a / b (mm) (inch.)	Order No.
RTU 020 B MS		150	WXUP MS	WSR 200	29.0 1.142	2.0 0.079	T0050105599
RTU 035 B MS		150	WXUP MS	WSR 200	29.0 1.142	3.5 0.138	T0050105699
RTU 050 B MS		150	WXUP MS	WSR 200	30.0 1.181	5.0 0.197	T0050105799




Model	MIL-SPEC VERSION AVAILABLE	Watt	Soldering Iron	Safety Rests	Length (mm) (inch.)	a / b (mm) (inch.)	Order No.
RTU 004 C MS		150	WXUP MS	WSR 200	27.5 1.083	0.4 0.016	T0050104999
RTU 008 C MS		150	WXUP MS	WSR 200	29.0 1.142	0.8 0.031	T0050105099
RTU 016 C MS		150	WXUP MS	WSR 200	27.5 1.083	1.6 0.063	T0050105199

SOLDERING IRON

WXUP MS
150 W
T0052923099

Heating up time



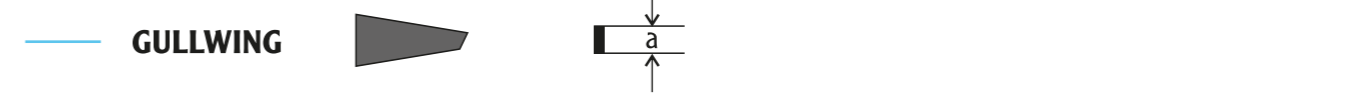
*from 50°C to 350°C / 120°F to 620°F



Component size



Model	MIL-SPEC VERSION AVAILABLE	Watt	Soldering Iron	Safety Rests	Length (mm) (inch.)	a / b (mm) (inch.)	Order No.
RTU 004 C X MS		150	WXUP MS	WSR 200	39.2 1.543	0.4 0.016	T0050105299
RTU 008 C X MS		150	WXUP MS	WSR 200	39.2 1.543	0.8 0.031	T0050105399
RTU 016 C X MS		150	WXUP MS	WSR 200	39.2 1.543	1.6 0.063	T0050105499



Model	MIL-SPEC VERSION AVAILABLE	Watt	Soldering Iron	Safety Rests	Length (mm) (inch.)	a / b (mm) (inch.)	Order No.
RTU 020 G MS		150	WXUP MS	WSR 200	28.0 1.102	2.0 / 1.3 0.079 / 0.051	T0050106599



Model	MIL-SPEC VERSION AVAILABLE	Watt	Soldering Iron	Safety Rests	Length (mm) (inch.)	a / b (mm) (inch.)	Order No.
RTU 100 K MS		150	WXUP MS	WSR 200	27.0 1.063	10.0 / 1.5 0.394 / 0.059	T0050106699
RTU 160 K MS		150	WXUP MS	WSR 200	27.0 1.063	16.0 / 1.5 0.630 / 0.059	T0050106799
RTU 200 K MS		150	WXUP MS	WSR 200	27.0 1.063	20.0 / 1.5 0.787 / 0.059	T0050106899
RTU 330 K MS		150	WXUP MS	WSR 200	27.0 1.063	33.0 / 1.5 1.299 / 0.059	T0050106999

Make no compromise in high-end soldering.
Find your perfect RT Ultra tips here:
www.weller-tools.com/nocompromise

No compromise. Genuine Weller tip quality.

Why use Weller tips?

- ✓ Tool protection – Protects soldering iron from irreparable damage
- ✓ Optimal performance – Designed for excellent heat transfer to deliver ideal soldering joints
- ✓ Cost savings – Consistent performance reduces rework

Look for Genuine Weller tips:

- ✓ Seal of Quality on packaging
- ✓ Weller logo on tips



GERMANY

Weller Tools GmbH
Carl-Benz-Straße 2
74354 Besigheim

Tel: +49 (0) 7143 580-0
Fax: +49 (0) 7143 580-108

CHINA

Apex Tool Group
Room 302A, NO 177 Bibo Road
Shanghai 201203

Tel: +86 (21) 60880288
Fax: +86 (21) 60880289

USA

Apex Tool Group, LLC
670 Industrial Drive
Lexington, SC 29072

Tel: +1 (800) 688-8949
Fax: +1 (800) 234-0472

Weller®